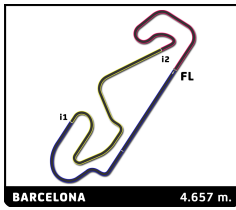


LE MANS CUP



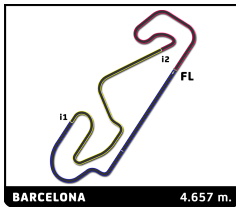
Michelin Le Mans Cup
Barcelona Round
Qualifying Practice - LMP3

Sector Analysis

Lap under Red Flag Invalidated Lap Personal Best Session Best Crossing the pit lane

Lap	D	Time	Sector 1	Sector 2	Sector 3	T. Spd	Elapsed	Lap	D	Time	Sector 1	Sector 2	Sector 3	T. Spd	Elapsed	
4	Nielsen Racing Duqueine D09 - Toyota LMP3							4	1	1:37.123	28.954	39.220	28.949	260.2	7:41.678	
	1.Jules CARANTA							5	1	1:37.082	28.735	39.352	28.995	262.1	9:18.760	
	2.Mikael PITAMBER							6	1	1:37.069	28.841	39.212	29.016	262.1	10:55.829	
	1	1	2:57.145	1:38.951	45.245	32.949	159.3	2:57.145	7	1	1:40.152	28.858	39.366	31.928	262.1	12:35.981
	2	1	1:43.506	31.409	41.460	30.637	247.7	4:40.651	8	1	1:55.656 B	29.688	43.118	42.850	262.1	14:31.637
	3	1	1:40.035	29.998	40.313	29.724	254.7	6:20.686								
	4	1	1:38.480	29.495	39.662	29.323	256.5	7:59.166								
	5	1	1:38.146	29.389	39.537	29.220	257.1	9:37.312								
	6	1	1:37.870	29.385	39.325	29.160	257.8	11:15.182								
	7	1	1:37.753	29.272	39.369	29.112	257.8	12:52.935								
5	23Events Racing Ligier JS P325 - Toyota LMP3															
	1.Isaac BARASHI															
	2.Matteo Franco SEGRE															
	1	1	2:03.827	46.566	45.438	31.823	166.7	2:03.827								
	2	1	1:43.946	31.203	41.817	30.926	259.6	3:47.773								
	3	1	1:44.997	31.050	42.008	31.939	260.9	5:32.770								
	4	1	1:40.806	29.471	40.151	31.184	262.1	7:13.576								
	5	1	1:38.142	29.427	39.692	29.023	261.5	8:51.718								
	6	1	1:38.724	29.442	39.549	29.733	262.1	10:30.442								
	7	1	1:41.932	30.759	41.165	30.008	261.5	12:12.374								
6	ANS Motorsport Ligier JS P325 - Toyota LMP3															
	1.Mikkel KRISTENSEN ILLAI															
	2.Arthur PAVIE															
	1	1	3:34.344	2:17.741	45.033	31.570	175.6	3:34.344								
	2	1	1:50.723	30.944	43.598	36.181	246.6	5:25.067								
	3	1	1:38.996	29.727	39.957	29.312	257.8	7:04.063								
	4	1	1:38.761	29.314	40.140	29.307	260.2	8:42.824								
	5	1	1:38.227	29.198	39.722	29.307	260.2	10:21.051								
	6	1	1:38.071	29.252	39.733	29.086	259.6	11:59.122								
	7	1	1:38.025	29.195	39.687	29.143	260.2	13:37.147								
7	Nielsen Racing Duqueine D09 - Toyota LMP3															
	1.Wyatt BRICHACEK															
	2.Matthew BELL															
	1	1	2:48.630	1:32.144	45.156	31.330	175.0	2:48.630								
	2	1	1:42.460	31.773	41.041	29.646	248.8	4:31.090								
	3	1	1:38.237	29.495	39.669	29.073	255.3	6:09.327								
	4	1	1:37.663	29.368	39.333	28.962	255.3	7:46.990								
	5	1	1:37.771	29.289	39.474	29.008	255.9	9:24.761								
	6	1	1:37.741	29.366	39.310	29.065	254.1	11:02.502								
	7	1	1:39.703	30.077	40.139	29.487	255.3	12:42.205								
8	BWT Muecke Motorsport Duqueine D09 - Toyota LMP3															
	1.Mattis PLUSCHKELL															
	2.Maxymilian ANGELARD															
	1	1	2:31.551	1:10.545	48.206	32.800	154.1	2:31.551								
	2	1	1:51.251	31.028	42.412	37.811	251.2	4:22.802								
	3	1	1:41.753	29.731	40.534	31.488	259.0	6:04.555								
	9	ANS Motorsport Ligier JS P325 - Toyota LMP3														
		1.Louis IGLESIAS														
		2.Maxwell DODDS														
		1	2	3:30.642	2:14.137	44.628	31.877	181.8	3:30.642							
2		2	1:52.950	32.863	43.914	36.173	204.5	5:23.592								
3		2	1:38.405	29.492	39.737	29.176	258.4	7:01.997								
4		2	1:37.597	29.151	39.365	29.081	260.2	8:39.594								
5		2	1:37.504	29.019	39.432	29.050	260.2	10:17.095								
6		2	1:37.796	28.974	39.625	29.497	260.9	11:54.891								
7		2	1:38.719	29.059	40.442	29.218	260.9	13:33.610								
12	Brutal Fish Campos Racing Ligier JS P325 - Toyota LMP3															
	1.Arthur ROGEON															
	2.August RABER															
	1	1	3:14.540	1:59.140	43.757	31.643	177.3	3:14.540								
	2	1	1:45.801	32.193	41.566	32.042	235.8	5:00.341								
	3	1	1:37.518	29.239	39.395	28.884	259.0	6:37.859								
	4	1	1:36.918	29.052	39.142	28.724	260.2	8:14.777								
	5	1	1:36.955	28.957	39.138	28.860	260.9	9:51.732								
	6	1	1:43.694	29.009	39.303	35.382	260.9	11:35.426								
	7	1	1:45.388 B	29.131	39.668	36.589	260.9	13:20.814								
15	Vector Sport RLR Ligier JS P325 - Toyota LMP3															
	1.Geronimo GOMEZ AZZA															
	2.Colin NOBLE															
	1	1	2:01.880	43.309	45.395	33.176	128.7	2:01.880								
	2	1	1:44.914	31.780	41.557	31.577	250.0	3:46.794								
	3	1	1:41.593	29.591	40.372	31.630	264.1	5:28.387								
	4	1	1:43.134	29.458	40.040	29.663	264.1	7:07.518								
	5	1	1:40.085	29.347	40.283	30.455	264.7	8:47.603								
	6	1	1:39.023	29.508	39.929	29.586	266.0	10:26.626								
	7	1	1:39.095	29.535	39.935	29.625	263.4	12:05.721								
19	Brutal Fish Campos Racing Ligier JS P325 - Toyota LMP3															
	1.Matus RYBA															
	2.Lucas FLUXÀ CROSS															
	1	1	3:24.964	2:08.189	45.071	31.704	180.6	3:24.964								
	2	1	1:40.837	29.858	40.584	30.395	255.3	5:05.801								
	3	1	1:37.216	28.973	39.239	29.004	259.0	6:43.017								
	4	1	1:43.827	35.868	39.324	28.635	261.5	8:26.844								
	5	1	1:36.818	28.920	39.226	28.672	261.5	10:03.662								
	6	1	1:37.337	28.949	39.254	29.134	261.5	11:40.999								
	7	1	1:37.404	29.050	39.468	28.886	260.9	13:18.403								
20	High Class Racing Ligier JS P325 - Toyota LMP3															
	1.Philip LINDBERG															
	2.Lenny RIED															
1	2	2:10.181	49.910	45.783	34.488	154.5	2:10.181									
2	2	1:48.635	31.923	42.202	34.510	248.3	3:58.816									





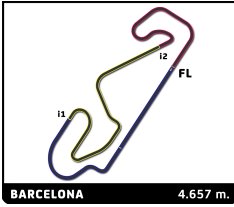
Michelin Le Mans Cup
Barcelona Round
Qualifying Practice - LMP3

Sector Analysis

Lap under Red Flag Invalidated Lap Personal Best Session Best Crossing the pit lane

Lap	D	Time	Sector 1	Sector 2	Sector 3	T. Spd	Elapsed	Lap	D	Time	Sector 1	Sector 2	Sector 3	T. Spd	Elapsed
22 Trajectus Motorsport Ligier JS P325 - Toyota LMP3 1.André VIEIRA 2.Mathis POULET															
1	2	3:06.724	1:45.806	47.820	33.098	152.1	3:06.724								
2	2	1:46.892	33.794	42.618	30.480	205.3	4:53.616								
3	2	1:39.325	29.898	39.962	29.465	259.0	6:32.941								
4	2	1:38.075	29.146	39.558	29.371	260.2	8:11.016								
5	2	1:38.449	29.116	39.781	29.522	260.9	9:49.435								
6	2	1:39.402	29.431	39.959	30.012	262.1	11:28.837								
7	2	1:41.208	31.178	40.404	29.626	259.6	13:10.045								
8	2	1:38.867	29.459	39.825	29.583	262.1	14:48.912								
9	2	1:50.525	29.419	39.975	41.131	261.5	16:39.437								
26 Bretton Racing Ligier JS P325 - Toyota LMP3 1.Kristian BROOKES 2.Ewan THOMAS															
1	2	2:15.066	53.859	46.898	34.309	153.4	2:15.066								
2	2	1:50.737	32.675	43.283	34.779	246.6	4:05.803								
3	2	1:47.998	29.821	41.058	37.119	262.1	5:53.801								
4	2	1:38.805	29.516	39.982	29.307	259.6	7:32.606								
5	2	1:39.534	29.328	39.768	30.438	262.1	9:12.140								
6	2	1:38.092	29.253	39.535	29.304	263.4	10:50.232								
7	2	1:38.169	29.236	39.654	29.279	264.7	12:28.401								
8	2	1:46.826	29.281	39.841	37.704	262.1	14:15.227								
29 Forestier Racing by VPS Ligier JS P325 - Toyota LMP3 1.Luciano MORANO 2.Roee MEYUHAS															
1	1	2:08.527	50.703	45.005	32.819	167.4	2:08.527								
2	1	1:47.383	32.570	42.415	32.398	234.8	3:55.910								
3	1	1:44.176	32.662	40.710	30.804	244.3	5:40.086								
4	1	1:37.218	29.148	39.158	28.912	259.0	7:17.304								
5	1	1:40.959	30.829	41.091	29.039	262.1	8:58.263								
6	1	1:37.091	28.907	39.030	29.154	260.9	10:35.354								
7	1	1:41.080	29.082	41.385	30.613	262.1	12:16.434								
8	1	1:51.819	29.060	39.826	42.933	261.5	14:08.253								
36 Ajith Redant Racing Ligier JS P325 - Toyota LMP3 1.Aditya PATEL 2.Narain KARTHIKEYAN															
1	1	2:10.218	48.953	46.412	34.853	154.1	2:10.218								
2	1	1:49.079	32.571	42.667	33.841	246.6	3:59.297								
3	1	1:46.434	30.750	42.241	33.443	249.4	5:45.731								
4	1	1:39.001	29.656	39.913	29.432	260.2	7:24.732								
5	1	1:38.378	29.238	39.750	29.390	261.5	9:03.110								
6	1	1:38.213	29.161	39.844	29.208	262.1	10:41.323								
7	1	1:38.364	29.232	39.798	29.334	262.8	12:19.687								
8	1	1:41.914	29.059	40.024	32.831	262.8	14:01.601								
9	1	1:51.926	29.255	40.050	42.621	262.1	15:53.527								
43 Inter Europol Competition Ligier JS P325 - Toyota LMP3 1.Christian DANNEMAND JC 2.William KARLSSON															
1	2	2:18.059	54.978	46.928	36.153	145.4	2:18.059								
2	2	1:51.837	31.965	47.573	32.299	216.4	4:09.896								
3	2	1:48.684	30.440	42.432	35.812	241.1	5:58.580								
4	2	1:38.629	29.457	39.655	29.517	259.0	7:37.209								
5	2	1:39.236	29.277	40.373	29.586	260.2	9:16.445								
6	2	1:38.107	29.456	39.545	29.106	259.0	10:54.552								
7	2	1:38.057	29.010	39.617	29.430	260.9	12:32.609								
8	2	1:38.707	29.342	39.818	29.547	260.9	14:11.316								
9	2	1:39.024	29.262	40.253	29.509	260.9	15:50.340								
50 23Events Racing Ligier JS P325 - Toyota LMP3 1.Giovanni MASCHIO 2.Colin QUEEN															
1	2	2:00.262	45.130	43.765	31.367	146.5	2:00.262								
2	2	1:42.271	30.270	41.824	30.177	254.7	3:42.533								
3	2	1:43.805	29.301	44.538	29.966	254.7	5:26.338								
4	2	1:38.196	29.057	39.839	29.300	264.7	7:04.534								
5	2	2:06.122	36.968	53.593	35.561	133.8	9:10.656								
6	2	1:37.469	29.189	39.301	28.979	262.1	10:48.125								
7	2	1:37.195	28.997	39.340	28.858	264.1	12:25.320								
8	2	1:40.564	28.990	39.304	32.270	264.1	14:05.884								
9	2	1:37.415	29.120	39.384	28.911	264.1	15:43.299								
68 M Racing Ligier JS P325 - Toyota LMP3 1.Haydn CHANCE 2.Nazareno LOPEZ CESAR/															
1	1	2:02.218	42.769	45.726	33.723	116.3	2:02.218								
2	1	1:43.801	30.986	41.709	31.106	257.1	3:46.019								
3	1	1:41.746	29.702	40.684	31.360	262.8	5:27.765								
4	1	1:38.921	29.441	40.068	29.412	262.8	7:06.686								
5	1	1:38.244	29.326	39.618	29.300	263.4	8:44.930								
6	1	1:38.463	29.345	39.780	29.338	262.8	10:23.393								
7	1	1:38.460	29.238	39.808	29.444	263.4	12:01.853								
8	1	1:40.854	29.234	40.930	30.690	264.1	13:42.707								
9	1	1:39.017	29.342	40.205	29.470	262.8	15:21.724								
70 Team Virage Ligier JS P325 - Toyota LMP3 1.Vic STEVENS 2.Jude PETERS															
1	1	2:02.560	44.180	46.017	32.363	130.1	2:02.560								
2	1	1:46.845	33.097	43.325	30.423	233.8	3:49.405								
3	1	1:43.646	29.494	43.069	31.083	262.8	5:33.051								
4	1	1:41.229	29.607	42.251	29.371	261.5	7:14.280								
5	1	1:39.131	29.125	40.622	29.384	262.8	8:53.411								
6	1	1:37.609	29.056	39.646	28.907	261.5	10:31.020								
7	1	1:39.153	29.248	39.644	30.261	264.7	12:10.173								
8	1	1:39.460	29.141	39.674	30.645	262.8	13:49.633								
9	1	1:38.221	29.119	39.760	29.342	262.1	15:27.854								
85 R-ace GP Duqueine D09 - Toyota LMP3 1.Danial FROST 2.Enzo PEUGEOT															
1	2	3:26.862	2:06.794	46.550	33.518	163.9	3:26.862								
2	2	1:45.295	32.103	42.523	30.669	231.8	5:12.157								





Michelin Le Mans Cup
Barcelona Round
Qualifying Practice - LMP3

Sector Analysis

Lap under Red Flag Invalidated Lap Personal Best Session Best B Crossing the pit lane

Lap	D	Time	Sector 1	Sector 2	Sector 3	T. Spd	Elapsed	Lap	D	Time	Sector 1	Sector 2	Sector 3	T. Spd	Elapsed
86 R-ace GP Duqueine D09 - Toyota LMP3 1.Zack SCOULAR 2.Léna BÜHLER															
3	2	1:41.258	30.519	41.352	29.387	243.8	6:53.415								
4	2	1:38.225	29.407	40.164	28.654	252.9	8:31.640								
5	2	1:36.357	28.711	39.084	28.562	259.6	10:07.997								
6	2	1:36.652	28.795	39.213	28.644	259.0	11:44.649								
7	2	1:53.499 B	28.814	40.122	44.563	259.0	13:38.148								
8	2	5:46.903 B					19:25.051								
87 CLX Motorsport Ligier JS P325 - Toyota LMP3 1.Alexander JACOBY 2.Kevin RABIN															
1	1	3:27.544	2:08.390	46.100	33.054	164.9	3:27.544								
2	1	1:53.393	33.649	43.155	36.589	206.5	5:20.937								
3	1	1:37.273	29.183	39.370	28.720	257.1	6:58.210								
4	1	1:36.771	28.778	39.216	28.777	260.2	8:34.981								
5	1	4:40.050	28.781	39.729	31.540	260.9	10:15.031								
6	1	1:37.854	29.056	39.761	29.037	260.2	11:52.885								
7	1	1:47.530 B	28.982	40.099	38.449	260.9	13:40.415								
92 Forestier Racing by VPS Ligier JS P325 - Toyota LMP3 1.Sebastian BACH 2.Lucas FECURY															
1	1	2:13.886	52.623	46.974	34.289	158.4	2:13.886								
2	1	1:50.426	33.259	43.390	33.777	221.8	4:04.312								
3	1	1:45.924	30.347	41.382	34.195	246.0	5:50.236								
4	1	1:37.602	29.224	39.342	29.036	258.4	7:27.838								
5	1	1:37.286	29.030	39.287	28.969	259.6	9:05.124								
6	1	1:39.315	28.947	39.296	31.072	261.5	10:44.439								
7	1	1:37.693	29.114	39.408	29.171	260.9	12:22.132								
8	1	4:50.024 B	29.078	40.422	40.524	261.5	14:12.156								
97 CLX Motorsport Ligier JS P325 - Toyota LMP3 1.Cédric OLTRAMARE 2.David DROUX															
1	1	2:03.064	45.788	45.666	31.610	162.2	2:03.064								
2	1	1:44.271	31.177	41.638	31.456	262.1	3:47.335								
3	1	1:45.019	29.833	40.706	34.480	264.1	5:32.354								
4	1	1:39.281	29.273	39.814	30.194	263.4	7:11.635								
5	1	1:37.869	29.157	39.617	29.095	264.7	8:49.504								
6	1	4:40.327	29.109	39.783	31.435	263.4	10:29.831								
7	1	1:38.477	29.167	40.008	29.302	264.7	12:08.308								
8	1	1:39.888	29.124	39.909	30.855	262.1	13:48.196								
9	1	1:46.086 B	29.462	39.954	36.670	264.7	15:34.282								
99 More Motorsport Ligier JS P325 - Toyota LMP3 1.Max VAN DER SNEL 2.Tim GERHARDS															
1	1	2:11.572	53.019	46.638	31.915	144.6	2:11.572								
2	1	1:43.161	31.159	41.827	30.175	250.0	3:54.733								
3	1	1:38.664	29.128	39.653	29.883	262.8	5:33.397								
4	1	1:43.229	29.999	43.925	29.305	260.9	7:16.626								
5	1	1:37.592	28.852	39.610	29.130	264.1	8:54.218								
6	1	1:40.040	29.289	41.561	29.190	264.7	10:34.258								
7	1	4:38.637	28.993	39.875	29.769	263.4	12:12.895								
8	1	4:51.232 B	30.053	41.383	39.796	260.9	14:04.127								

