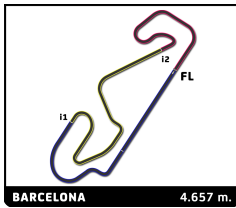


LE MANS CUP



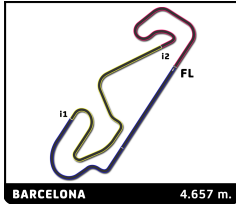
Michelin Le Mans Cup
Barcelona Round
Race

Sector Analysis

Lap under Red Flag											Invalidated Lap	Personal Best	Session Best	B Crossing the pit lane	
Lap	D	Time	Sector 1	Sector 2	Sector 3	T. Spd	Elapsed	Lap	D	Time	Sector 1	Sector 2	Sector 3	T. Spd	Elapsed
4 Nielsen Racing 1.Jules CARANTA 2.Mikael PitAMBER Duqueine D09 - Toyota LMP3							51	1	1:41.507	30.153	40.946	30.408	259.0	1:45:40.025	
1	2	2:13.233	35.529	44.505	53.199		2:13.233	52	1	1:42.829	30.318	41.343	31.168	260.9	1:47:22.854
2	2	3:17.092	1:09.425	1:15.415	52.252	137.6	5:30.325	53	1	1:43.345	30.437	41.719	31.189	260.9	1:49:06.199
3	2	2:45.895	1:06.149	55.688	44.058		8:16.220	54	1	1:44.188	30.785	42.165	31.238	262.1	1:50:50.387
4	2	1:43.316	31.059	41.515	30.742	255.3	9:59.536	55	1	1:45.935	31.791	42.148	31.996	259.6	1:52:36.322
5	2	1:41.642	30.496	40.922	30.224	257.1	11:41.178	56	1	1:44.218	30.795	41.878	31.545	262.8	1:54:20.540
6	2	1:52.393	29.951	40.833	41.609	258.4	13:33.571	57	1	1:42.579	30.678	41.177	30.724	264.1	1:56:03.119
7	2	3:12.396	56.632	1:23.282	52.482	121.6	16:45.967	58	1	1:43.836	30.777	41.735	31.324	263.4	1:57:46.955
8	2	2:21.166	44.448	55.591	41.127	120.7	19:07.133	59	1	1:43.972	30.931	41.720	31.321	262.8	1:59:30.927
9	2	1:43.430	30.714	42.119	30.597	257.8	20:50.563	60	1	1:42.611	30.666	41.088	30.857	263.4	2:01:13.538
10	2	2:22.659	30.280	1:03.605	48.774	260.2	23:13.222	61	1	1:42.905	30.188	41.178	31.539	259.0	2:02:56.443
11	2	3:07.654	52.800	1:19.544	55.310	150.6	26:20.876	5 23Events Racing 1.Isaac BARASHI 2.Matteo Franco SEGRE Ligier JS P325 - Toyota LMP3							
12	2	3:16.277	1:11.414	1:15.375	49.488	139.4	29:37.153	1	1	2:19.832	37.572	49.561	52.699		2:19.832
13	2	3:06.643	1:06.735	1:10.892	49.016		32:43.796	2	1	3:17.541	1:10.945	1:15.478	51.118		5:37.373
14	2	3:12.772	1:10.432	1:10.257	52.083		35:56.568	3	1	2:43.282	1:07.104	55.465	40.713		8:20.655
15	2	3:18.812	1:05.208	1:07.522	1:06.082	142.3	39:15.380	4	1	1:44.626	31.344	42.555	30.727	259.0	10:05.281
16	2	2:59.053	1:12.873	1:03.220	42.960		42:14.433	5	1	1:42.252	30.543	41.079	30.630	259.6	11:47.533
17	2	2:20.862	45.410	54.775	40.677	155.8	44:35.295	6	1	1:52.435	30.443	44.636	37.356	263.4	13:39.968
18	2	1:43.079	30.997	41.536	30.546	258.4	46:18.374	7	1	3:11.843	55.278	1:23.555	53.010	127.4	16:51.811
19	2	1:41.717	30.528	40.992	30.197	260.2	48:00.091	8	1	2:18.372	44.169	55.425	38.778	177.3	19:10.183
20	2	1:41.109	30.098	40.792	30.219	259.6	49:41.200	9	1	1:43.119	30.668	41.387	31.064	261.5	20:53.302
21	2	1:41.665	30.102	41.008	30.555	260.2	51:22.865	10	1	2:25.300	30.533	1:10.029	44.738	262.8	23:18.602
22	2	1:41.568	30.237	40.886	30.445	260.2	53:04.433	11	1	3:07.397	52.854	1:20.214	54.329	131.7	26:25.999
23	2	1:47.214	30.159	41.409	35.646	259.0	54:51.647	12	1	3:17.663	1:12.863	1:15.155	49.645		29:43.662
24	1	5:07.203	3:52.541	43.585	31.077	179.7	59:58.850	13	1	3:06.184	1:07.697	1:09.482	49.005		32:49.846
25	1	1:42.657	30.778	41.205	30.674	257.1	1:01:41.507	14	1	3:13.237	1:12.034	1:09.628	51.575		36:03.083
26	1	1:41.092	30.202	40.800	30.090	259.6	1:03:22.599	15	1	3:22.872	1:06.104	1:07.375	1:09.393		39:25.955
27	1	1:40.142	29.908	40.389	29.845	259.0	1:05:02.741	16	1	2:55.521	1:08.338	1:04.401	42.782	145.4	42:21.476
28	1	1:39.936	29.927	40.194	29.815	259.0	1:06:42.677	17	1	2:17.730	44.815	54.441	38.474		44:39.206
29	1	1:39.859	29.915	40.154	29.790	259.6	1:08:22.536	18	1	1:42.821	30.929	41.166	30.726	260.2	46:22.027
30	1	1:40.554	29.854	40.538	30.162	260.2	1:10:03.090	19	1	1:42.111	30.392	41.161	30.558	261.5	48:04.138
31	1	1:40.836	30.368	40.529	29.939	262.1	1:11:43.926	20	1	1:41.615	30.303	40.798	30.514	261.5	49:45.753
32	1	1:40.214	29.919	40.316	29.979	259.0	1:13:24.140	21	1	1:41.833	30.097	41.255	30.481	262.1	51:27.586
33	1	1:40.532	30.142	40.298	30.092	262.1	1:15:04.672	22	1	1:43.275	30.601	42.409	30.265	262.8	53:10.861
34	1	1:40.368	29.888	40.425	30.055	259.0	1:16:45.040	23	1	1:42.559	30.033	41.402	31.124	262.8	54:53.420
35	1	1:40.503	30.016	40.393	30.094	258.4	1:18:25.543	24	1	1:42.390	30.371	41.630	30.389	262.1	56:35.810
36	1	1:41.035	30.069	40.540	30.426	259.6	1:20:06.578	25	1	1:42.402	30.317	41.905	30.480	263.4	58:18.212
37	1	1:41.587	30.100	40.989	30.498	259.6	1:21:48.165	26	1	1:41.489	30.108	40.612	30.469	262.1	59:59.401
38	1	1:42.796	30.230	41.417	31.449	259.0	1:23:30.961	27	1	1:42.626	30.620	41.018	30.988	261.5	1:01:42.027
39	1	1:42.483	30.405	41.227	30.851	258.4	1:25:13.444	28	1	1:41.285	29.931	40.836	30.518	262.8	1:03:23.312
40	1	1:41.946	30.270	40.992	30.684	258.4	1:26:55.390	29	1	1:46.343	30.076	40.710	35.557	262.8	1:05:09.655
41	1	1:41.837	30.270	41.014	30.553	257.8	1:28:37.227	30	2	4:29.588	3:13.763	44.224	31.601	181.5	1:09:39.243
42	1	1:42.564	30.205	40.939	31.420	259.0	1:30:19.791	31	2	1:42.642	30.847	41.300	30.495	259.0	1:11:21.885
43	1	1:44.217	31.119	42.188	30.910	258.4	1:32:04.008	32	2	1:41.165	30.169	40.885	30.111	261.5	1:13:03.050
44	1	1:42.804	30.578	41.387	30.839	258.4	1:33:46.812	33	2	1:40.956	30.025	40.675	30.256	262.1	1:14:44.006
45	1	1:41.888	30.272	41.061	30.555	258.4	1:35:28.700	34	2	1:41.265	29.977	41.092	30.196	262.1	1:16:25.271
46	1	1:43.251	30.178	42.310	30.763	259.6	1:37:11.951	35	2	1:41.279	30.041	40.784	30.454	261.5	1:18:06.550
47	1	1:41.528	30.188	40.862	30.478	257.8	1:38:53.479	36	2	1:41.095	29.975	40.856	30.264	262.1	1:19:47.645
48	1	1:42.328	30.291	41.205	30.832	259.6	1:40:35.807	37	2	1:40.966	30.020	40.739	30.207	262.1	1:21:28.611
49	1	1:41.462	30.073	40.982	30.407	259.0	1:42:17.269	38	2	1:41.724	30.019	41.268	30.437	262.1	1:23:10.335
50	1	1:41.249	30.176	40.683	30.390	259.0	1:43:58.518	39	2	1:41.758	30.457	40.940	30.361	262.8	1:24:52.093



LE MANS CUP



Michelin Le Mans Cup
Barcelona Round
Race

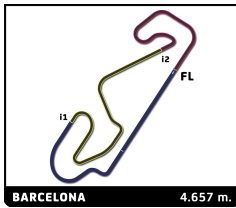
Sector Analysis

Lap under Red Flag Invalidated Lap Personal Best Session Best B Crossing the pit lane

Lap	D	Time	Sector 1	Sector 2	Sector 3	T. Spd	Elapsed	Lap	D	Time	Sector 1	Sector 2	Sector 3	T. Spd	Elapsed
40	2	1:42.296	31.049	40.887	30.360	262.8	1:26:34.389	29	2	1:40.689	29.843	40.824	30.022	259.0	1:07:53.743
41	2	1:41.480	30.155	40.866	30.459	261.5	1:28:15.869	30	2	1:43.017	29.978	42.771	30.268	259.0	1:09:36.760
42	2	1:41.406	30.147	40.893	30.366	262.8	1:29:57.275	31	2	1:40.720	29.871	40.668	30.181	259.6	1:11:17.480
43	2	1:41.941	30.361	40.834	30.746	263.4	1:31:39.216	32	2	1:40.790	30.020	40.678	30.092	258.4	1:12:58.270
44	2	1:41.468	30.327	40.676	30.465	262.1	1:33:20.684	33	2	1:41.888	30.205	41.335	30.348	260.9	1:14:40.158
45	2	1:41.818	29.993	40.998	30.827	263.4	1:35:02.502	34	2	1:41.084	29.964	40.873	30.247	259.6	1:16:21.242
46	2	1:42.168	30.349	40.991	30.828	262.8	1:36:44.670	35	2	1:40.898	29.989	40.805	30.104	258.4	1:18:02.140
47	2	1:42.361	30.391	41.176	30.794	260.9	1:38:27.031	36	2	1:41.422	29.833	40.759	30.530	259.0	1:19:43.262
48	2	1:44.886	30.954	42.496	31.436	264.1	1:40:11.917	37	2	1:42.692	30.152	41.266	31.274	259.0	1:21:25.954
49	2	1:43.224	31.006	41.543	30.675	265.4	1:41:55.141	38	2	1:43.576	30.984	42.096	30.496	257.8	1:23:09.530
50	2	1:41.949	30.347	41.031	30.571	262.1	1:43:37.090	39	2	1:41.747	30.055	41.087	30.605	259.0	1:24:51.277
51	2	1:42.217	30.295	41.265	30.657	262.8	1:45:19.307	40	2	1:42.239	30.161	41.229	30.849	257.8	1:26:33.516
52	2	1:43.143	30.433	41.472	31.238	262.1	1:47:02.450	41	2	1:41.681	30.118	41.028	30.535	259.0	1:28:15.197
53	2	1:42.871	30.676	41.498	30.697	262.8	1:48:45.321	42	2	1:41.638	30.160	41.037	30.444	259.0	1:29:56.835
54	2	1:42.188	30.361	41.146	30.681	260.9	1:50:27.509	43	2	1:41.782	30.356	40.984	30.442	257.1	1:31:38.617
55	2	1:42.177	30.310	41.214	30.653	262.1	1:52:09.686	44	2	1:41.455	30.065	40.910	30.480	259.0	1:33:20.072
56	2	1:41.987	30.243	41.012	30.732	262.8	1:53:51.673	45	2	1:41.896	30.077	41.185	30.634	259.0	1:35:01.968
57	2	1:42.842	30.299	41.240	31.303	262.8	1:55:34.515	46	2	1:41.413	29.998	40.955	30.460	258.4	1:36:43.381
58	2	1:42.620	30.445	41.077	31.098	264.1	1:57:17.135	47	2	1:43.064	29.968	41.910	31.186	260.2	1:38:26.445
59	2	1:43.464	30.512	41.282	31.670	262.8	1:59:00.599	48	2	1:46.730	31.147	43.377	32.206	259.6	1:40:13.175
60	2	1:42.802	30.564	41.119	31.119	260.9	2:00:43.401	49	2	1:45.311	30.866	42.555	31.890	260.2	1:41:58.486
61	2	1:43.525	30.368	41.484	31.673	262.8	2:02:26.926	50	2	1:45.846	31.306	43.134	31.406	262.8	1:43:44.332
6 ANS Motorsport Ligier JS P325 - Toyota LMP3								1.Mikkel KRISTENSEN ILLAI 2.Arthur PAVIE							
1	1	2:15.759	36.026	46.461	53.272		2:15.759	51	2	1:45.658	31.991	42.313	31.354	263.4	1:45:29.990
2	1	3:17.333	1:10.511	1:14.899	51.923	135.7	5:33.092	52	2	1:46.178	31.997	42.850	31.331	260.2	1:47:16.168
3	1	2:44.851	1:06.512	55.581	42.758		8:17.943	53	2	1:45.146	30.711	42.821	31.614	262.1	1:49:01.314
4	1	1:44.316	31.679	41.923	30.714	255.3	10:02.259	54	2	1:42.695	30.617	41.304	30.774	260.2	1:50:44.009
5	1	1:41.913	30.419	40.993	30.501	258.4	11:44.172	55	2	1:43.041	30.245	42.045	30.751	260.2	1:52:27.050
6	1	1:52.274	30.085	42.883	39.306	260.2	13:36.446	56	2	1:42.092	29.927	40.957	31.208	260.2	1:54:09.142
7	1	3:13.027	56.851	1:23.445	52.731	131.1	16:49.473	57	2	1:43.793	30.532	41.938	31.323	260.9	1:55:52.935
8	1	2:19.407	44.245	54.846	40.316	154.9	19:08.880	58	2	1:43.391	30.462	41.921	31.008	260.9	1:57:36.326
9	1	1:43.285	30.929	41.422	30.934	258.4	20:52.165	59	2	1:43.370	30.348	41.984	31.038	262.1	1:59:19.696
10	1	2:22.792	30.445	1:06.073	46.274	260.2	23:14.957	60	2	1:43.634	30.516	42.571	30.547	262.8	2:01:03.330
11	1	3:07.991	53.328	1:19.756	54.907	126.2	26:22.948	61	2	1:41.985	29.961	40.708	31.316	259.6	2:02:45.315
12	1	3:17.022	1:11.908	1:15.764	49.350	123.4	29:39.970	7 Nielsen Racing Duqueine D09 - Toyota LMP3							
13	1	3:06.549	1:07.476	1:10.193	48.880		32:46.519	1.Wyatt BRICHACEK 2.Matthew BELL							
14	1	3:12.991	1:10.963	1:10.405	51.623		35:59.510	1	2	2:13.765	35.720	44.777	53.268		2:13.765
15	1	3:20.696	1:06.168	1:07.294	1:07.234		39:20.206	2	2	3:17.142	1:09.813	1:15.412	51.917	126.6	5:30.907
16	1	2:57.868	1:10.984	1:03.590	43.294		42:18.074	3	2	2:45.593	1:06.410	55.874	43.309		8:16.500
17	1	2:19.144	45.514	54.297	39.333	143.0	44:37.218	4	2	1:43.304	31.113	41.595	30.596	254.7	9:59.804
18	1	1:42.984	30.840	41.579	30.565	257.1	46:20.202	5	2	1:41.952	30.617	40.973	30.362	259.0	11:41.756
19	1	1:42.103	30.428	41.152	30.523	260.9	48:02.305	6	2	1:52.826	30.414	41.421	40.991	257.1	13:34.582
20	1	1:41.528	30.199	40.899	30.430	259.6	49:43.833	7	2	3:12.307	56.160	1:23.473	52.674	124.9	16:46.889
21	1	1:42.338	30.118	41.846	30.374	259.0	51:26.171	8	2	2:20.569	44.355	55.513	40.701	137.2	19:07.458
22	1	1:47.520	30.925	41.594	35.001	259.0	53:13.691	9	2	1:43.505	31.011	41.817	30.677	255.9	20:50.963
23	2	4:28.889	3:13.450	43.385	32.054	181.8	57:42.580	10	2	2:26.136	30.407	1:09.610	46.119	257.1	23:17.099
24	2	1:43.559	31.188	41.503	30.868	256.5	59:26.139	11	2	3:07.564	53.157	1:19.783	54.624	136.2	26:24.663
25	2	1:42.417	30.277	41.211	30.929	258.4	1:01:08.556	12	2	3:17.781	1:12.470	1:15.417	49.894		29:42.444
26	2	1:41.136	30.081	40.812	30.243	259.6	1:02:49.692	13	2	3:06.147	1:07.138	1:10.216	48.793		32:48.591
27	2	1:42.255	30.082	41.849	30.324	259.6	1:04:31.947	14	2	3:13.083	1:11.832	1:09.559	51.692		36:01.674
28	2	1:41.107	29.984	40.851	30.272	259.6	1:06:13.054	15	2	3:21.212	1:06.347	1:07.258	1:07.607		39:22.886
								16	2	2:57.229	1:10.028	1:04.089	43.112	131.7	42:20.115
								17	2	2:17.852	44.987	54.396	38.469	132.0	44:37.967



LE MANS CUP



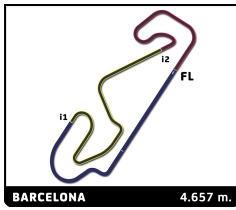
Michelin Le Mans Cup
Barcelona Round
Race

Sector Analysis

Lap under Red Flag Invalidated Lap Personal Best Session Best B Crossing the pit lane

Lap	D	Time	Sector 1	Sector 2	Sector 3	T. Spd	Elapsed	Lap	D	Time	Sector 1	Sector 2	Sector 3	T. Spd	Elapsed
18	2	1:43.230	31.099	41.520	30.611	256.5	46:21.197	7	2	3:12.269	56.615	1:23.502	52.152	122.6	16:44.973
19	2	1:42.048	30.456	41.006	30.586	256.5	48:03.245	8	2	2:21.669	44.796	55.651	41.222	130.3	19:06.642
20	2	1:41.586	30.098	40.846	30.642	256.5	49:44.831	9	2	1:43.501	31.048	41.802	30.651	259.6	20:50.143
21	2	1:41.947	30.210	40.956	30.781	257.8	51:26.778	10	2	2:22.450	30.322	1:03.447	48.681	260.9	23:12.593
22	2	1:41.346	30.564	40.570	30.482	257.8	53:08.094	11	2	3:07.403	52.752	1:19.193	55.458	140.4	26:19.996
23	2	1:42.834	30.128	41.442	31.264	256.5	54:50.928	12	2	3:16.695	1:11.558	1:15.457	49.680	132.5	29:36.691
24	2	1:43.145	30.789	41.113	31.243	256.5	56:34.073	13	2	3:06.254	1:06.529	1:10.889	48.836		32:42.945
25	2	1:47.202	B 31.017	40.778	35.407	258.4	58:21.275	14	2	3:12.874	1:09.931	1:10.998	51.945		35:55.819
26	1	4:25.157	3:11.056	43.351	30.750	183.1	1:02:46.432	15	2	3:18.339	B 1:05.315	1:07.503	1:05.521	135.8	39:14.158
27	1	1:40.918	30.691	40.484	29.743	257.8	1:04:27.350	16	2	2:59.131	1:13.112	1:03.634	42.385		42:13.289
28	1	1:39.859	29.844	40.173	29.842	257.1	1:06:07.209	17	2	2:21.676	45.962	54.842	40.872	133.8	44:34.965
29	1	1:39.783	30.162	40.189	29.432	257.8	1:07:46.992	18	2	1:43.069	30.828	41.327	30.914	259.6	46:18.034
30	1	1:39.381	29.766	39.937	29.678	256.5	1:09:26.373	19	2	1:41.321	30.211	40.830	30.280	260.2	47:59.355
31	1	1:39.756	30.122	40.090	29.544	260.2	1:11:06.129	20	2	1:40.982	29.958	40.829	30.195	260.2	49:40.337
32	1	1:39.134	29.821	39.775	29.538	257.8	1:12:45.263	21	2	1:40.176	30.004	40.451	29.721	261.5	51:20.513
33	1	1:40.362	30.181	40.106	30.075	259.0	1:14:25.625	22	2	1:40.478	30.086	40.328	30.064	252.3	53:00.991
34	1	1:41.174	29.810	40.877	30.484	258.4	1:16:06.796	23	2	1:41.731	30.842	40.782	30.107	258.4	54:42.722
35	1	1:42.408	31.096	40.815	30.497	255.9	1:17:49.204	24	2	1:42.580	30.846	41.125	30.609	258.4	56:25.302
36	1	1:41.107	30.425	40.498	30.184	257.1	1:19:30.311	25	2	1:46.364	B 30.294	40.516	35.551	258.4	58:11.663
37	1	1:40.611	30.023	40.312	30.276	257.8	1:21:10.922	26	1	4:29.984	3:12.903	44.724	32.357	183.1	1:02:41.647
38	1	1:46.178	B 30.082	40.658	35.438	257.1	1:22:57.100	27	1	1:44.087	31.007	41.882	31.198	255.9	1:04:25.734
39	1	2:01.329	49.234	40.677	31.418	187.5	1:24:58.429	28	1	1:41.049	29.980	40.922	30.147	259.0	1:06:06.783
40	1	1:40.940	30.237	40.491	30.212	256.5	1:26:39.369	29	1	1:41.987	31.139	40.853	29.995	259.6	1:07:48.770
41	1	1:40.718	30.151	40.493	30.074	256.5	1:28:20.087	30	1	1:40.008	29.822	40.402	29.784	259.6	1:09:28.778
42	1	1:40.540	30.160	40.293	30.087	255.9	1:30:00.627	31	1	1:40.535	29.715	40.727	30.093	261.5	1:11:09.313
43	1	1:41.010	30.145	40.608	30.257	256.5	1:31:41.637	32	1	1:39.858	29.630	40.264	29.964	260.2	1:12:49.171
44	1	1:41.648	30.464	40.836	30.348	256.5	1:33:23.285	33	1	1:39.812	29.585	40.336	29.891	260.9	1:14:28.983
45	1	1:41.678	30.288	40.855	30.535	255.3	1:35:04.963	34	1	1:39.994	29.680	40.265	30.049	260.9	1:16:08.977
46	1	1:41.264	30.406	40.517	30.341	255.9	1:36:46.227	35	1	1:41.387	29.846	41.288	30.253	261.5	1:17:50.364
47	1	1:41.943	30.152	40.750	31.044	257.8	1:38:28.140	36	1	1:41.187	29.987	40.911	30.289	260.9	1:19:31.551
48	1	1:44.628	30.497	42.696	31.435	257.8	1:40:12.768	37	1	1:40.771	29.794	40.844	30.133	261.5	1:21:12.322
49	1	1:43.198	30.677	42.128	30.393	257.8	1:41:55.966	38	1	1:41.038	29.876	40.793	30.369	260.9	1:22:53.360
50	1	1:41.753	30.187	40.971	30.595	257.8	1:43:37.719	39	1	1:40.901	29.938	40.773	30.190	260.2	1:24:34.261
51	1	1:42.003	30.312	41.002	30.689	257.8	1:45:19.722	40	1	1:41.136	29.995	40.665	30.476	259.6	1:26:15.397
52	1	1:42.903	30.354	41.550	30.999	258.4	1:47:02.625	41	1	1:41.226	29.920	40.865	30.441	259.6	1:27:56.623
53	1	1:43.161	30.723	41.678	30.760	258.4	1:48:45.786	42	1	1:41.850	30.120	40.881	30.849	260.9	1:29:38.473
54	1	1:42.231	30.261	41.128	30.842	256.5	1:50:28.017	43	1	1:45.311	31.198	42.171	31.942	262.8	1:31:23.784
55	1	1:42.045	30.348	41.075	30.622	257.8	1:52:10.062	44	1	1:42.561	30.876	41.119	30.566	257.1	1:33:06.345
56	1	1:42.003	30.324	41.035	30.644	257.8	1:53:52.065	45	1	1:44.308	30.447	42.439	31.422	262.1	1:34:50.653
57	1	1:42.642	30.368	41.133	31.141	259.6	1:55:34.707	46	1	1:44.475	31.543	41.992	30.940	261.5	1:36:35.128
58	1	1:42.608	30.748	40.957	30.903	260.9	1:57:17.315	47	1	1:42.157	30.199	41.168	30.790	261.5	1:38:17.285
59	1	1:44.112	30.686	41.320	32.106	260.2	1:59:01.427	48	1	1:42.163	30.166	41.166	30.831	259.6	1:39:59.448
60	1	1:42.945	31.108	41.123	30.714	259.6	2:00:44.372	49	1	1:42.271	30.473	41.090	30.708	261.5	1:41:41.719
61	1	1:43.144	30.851	40.995	31.298	257.1	2:02:27.516	50	1	1:42.515	30.452	41.326	30.737	262.1	1:43:24.234
8		BWT Muecke Motorsport					Duqueine D09 - Toyota								
		1.Mattis PLUSCHKELL					LMP3								
		2.Maksymilian ANGELARD													
1	2	2:12.446	34.443	44.521	53.482		2:12.446	51	1	1:42.844	30.440	41.368	31.036	262.1	1:45:07.078
2	2	3:17.186	1:09.608	1:15.358	52.220	121.5	5:29.632	52	1	1:42.526	30.663	41.334	30.529	260.2	1:46:49.604
3	2	2:46.032	1:06.226	55.396	44.410		8:15.664	53	1	1:42.566	30.439	41.344	30.783	261.5	1:48:32.170
4	2	1:42.711	31.055	41.256	30.400	255.9	9:58.375	54	1	1:43.141	30.443	41.723	30.975	261.5	1:50:15.311
5	2	1:40.886	30.116	40.742	30.028	259.6	11:39.261	55	1	1:42.773	30.442	41.452	30.879	260.2	1:51:58.084
6	2	1:53.443	30.015	40.782	42.646	260.9	13:32.704	56	1	1:42.616	30.371	41.547	30.698	262.1	1:53:40.700
								57	1	1:42.222	30.226	41.295	30.701	263.4	1:55:22.922
								58	1	1:43.898	30.453	41.678	31.767	262.8	1:57:06.820
								59	1	1:43.851	31.096	41.662	31.093	262.8	1:58:50.671





Michelin Le Mans Cup
Barcelona Round
Race

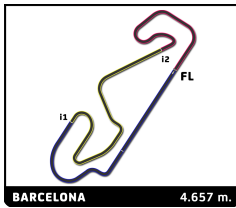
Sector Analysis

Lap under Red Flag Invalidated Lap Personal Best Session Best B Crossing the pit lane

Lap	D	Time	Sector 1	Sector 2	Sector 3	T. Spd	Elapsed	Lap	D	Time	Sector 1	Sector 2	Sector 3	T. Spd	Elapsed							
60	1	1:42.720	30.436	41.387	30.897	259.6	2:00:33.391	49	1	1:41.231	29.698	40.669	30.864	262.8	1:43:13.704							
61	1	1:45.663	30.519	41.653	33.491	260.9	2:02:19.054	50	1	1:40.430	30.306	40.276	29.848	268.7	1:44:54.134							
9 ANS Motorsport Ligier JS P325 - Toyota LMP3								51								1	1:39.378	29.582	40.083	29.713	260.9	1:46:33.512
1.Louis IGLESIAS								52								1	1:40.260	29.737	40.457	30.066	261.5	1:48:13.772
2.Maxwell DODDS								53								1	1:40.187	29.828	40.655	29.704	261.5	1:49:53.959
1	2	2:14.787	36.241	45.236	53.310		2:14.787	54	1	1:40.568	29.620	40.942	30.006	261.5	1:51:34.527							
2	2	3:17.389	1:10.119	1:15.407	51.863		5:32.176	55	1	1:39.456	29.568	40.089	29.799	260.9	1:53:13.983							
3	2	2:50.708 B	1:06.165	56.029	48.514		8:22.884	56	1	1:39.734	29.619	40.127	29.988	261.5	1:54:53.717							
4	2	3:50.255	2:37.253	41.399	31.603	186.2	12:13.139	57	1	1:41.098	30.273	41.119	29.706	262.8	1:56:34.815							
5	2	1:54.794	30.793	48.873	35.128	259.0	14:07.933	58	1	1:40.996	29.673	40.640	30.683	262.1	1:58:15.811							
6	2	3:05.637	46.835	1:25.494	53.308	182.7	17:13.570	59	1	1:40.293	29.654	40.349	30.290	261.5	1:59:56.104							
7	2	2:10.491	45.810	48.124	36.557	129.0	19:24.061	60	1	1:42.599	29.637	41.339	31.623	262.1	2:01:38.703							
8	2	1:44.344	31.241	41.627	34.473	261.5	21:08.402	10 Racing Spirit of Lemans Aston Martin Vantage AMR GT3 Evo														
9	2	2:25.494	31.136	1:17.989	36.369	262.1	23:33.896	1.Philipp SAGER GT3														
10	2	3:07.655	51.873	1:20.691	55.091		26:41.551	2.Valentin HASSE CLOT														
11	2	3:18.520	1:14.573	1:14.214	49.733		30:00.071	1	1	2:46.840	44.907	1:05.783	56.150		2:46.840							
12	2	3:05.559	1:11.380	1:06.214	47.965		33:05.630	2	1	3:12.906	1:04.694	1:15.154	53.058		5:59.746							
13	2	3:15.503	1:11.718	1:09.705	54.080		36:21.133	3	1	2:35.953	1:03.430	54.283	38.240		8:35.699							
14	2	3:35.142 B	1:04.826	1:06.843	1:23.473	162.9	39:56.275	4	1	1:48.898	32.888	43.758	32.252	262.8	10:24.597							
15	2	2:42.738	54.038	1:06.322	42.378	187.8	42:39.013	5	1	1:47.621	31.755	43.261	32.605	262.1	12:12.218							
16	2	2:11.006	43.607	52.275	35.124	138.3	44:50.019	6	1	1:56.482	31.604	49.656	35.222	260.9	14:08.700							
17	2	1:43.767	31.023	41.459	31.285	258.4	46:33.786	7	1	3:05.728	47.011	1:25.430	53.287	198.9	17:14.428							
18	2	1:42.905	30.757	40.932	31.216	260.9	48:16.691	8	1	2:10.185	45.695	47.965	36.525	124.6	19:24.613							
19	2	1:41.157	29.987	40.634	30.536	260.2	49:57.848	9	1	1:48.815	32.215	44.056	32.544	264.1	21:13.428							
20	2	1:42.756	30.540	41.624	30.592	263.4	51:40.604	10	1	2:40.867	36.523	1:19.184	45.160	264.1	23:54.295							
21	2	1:41.996	30.576	41.267	30.153	254.7	53:22.600	11	1	2:52.887	35.725	1:20.991	56.171	252.9	26:47.182							
22	2	1:41.142	30.270	40.999	29.873	260.2	55:03.742	12	1	3:17.223	1:15.430	1:13.177	48.616		30:04.405							
23	2	1:40.029	29.751	40.355	29.923	260.9	56:43.771	13	1	3:05.265	1:14.198	1:02.858	48.209		33:09.670							
24	2	1:42.867	30.437	41.802	30.628	262.8	58:26.638	14	1	3:15.685	1:12.555	1:08.921	54.209		36:25.355							
25	2	1:41.035	29.962	40.777	30.296	260.9	1:00:07.673	15	1	3:40.009 B	1:05.958	1:04.829	1:29.222	140.8	40:05.364							
26	2	1:46.308 B	29.898	41.003	35.407	262.1	1:01:53.981	16	1	2:39.557	55.751	1:00.632	43.174	154.3	42:44.921							
27	1	4:27.058	3:11.421	43.865	31.772	179.4	1:06:21.039	17	1	2:07.704	40.621	52.054	35.029	198.9	44:52.625							
28	1	1:43.196	31.017	41.530	30.649	259.6	1:08:04.235	18	1	1:49.096	31.876	44.108	33.112	266.0	46:41.721							
29	1	1:41.170	29.977	40.921	30.272	260.2	1:09:45.405	19	1	1:48.005	31.892	43.052	33.061	264.7	48:29.726							
30	1	1:40.680	30.367	40.478	29.835	262.8	1:11:26.085	20	1	1:47.841	32.221	42.916	32.704	263.4	50:17.567							
31	1	1:40.092	29.758	40.508	29.826	260.9	1:13:06.177	21	1	1:52.750 B	31.433	43.104	38.213	266.7	52:10.317							
32	1	1:40.640	29.927	40.415	30.298	261.5	1:14:46.817	22	2	4:29.571	3:12.922	44.558	32.091	177.9	56:39.888							
33	1	1:40.476	29.728	40.289	30.459	261.5	1:16:27.293	23	2	1:45.360	32.126	42.080	31.154	260.2	58:25.248							
34	1	1:40.070	29.997	40.167	29.906	257.8	1:18:07.363	24	2	1:43.171	30.792	41.216	31.163	260.9	1:00:08.419							
35	1	1:41.142	29.988	40.937	30.217	261.5	1:19:48.505	25	2	1:42.636	30.657	41.336	30.643	262.8	1:01:51.055							
36	1	1:40.960	29.976	40.741	30.243	261.5	1:21:29.465	26	2	1:42.395	30.403	41.219	30.773	266.7	1:03:33.450							
37	1	1:41.151	29.801	40.974	30.376	262.8	1:23:10.616	27	2	1:42.870	30.507	41.253	31.110	263.4	1:05:16.320							
38	1	1:41.739	30.392	41.042	30.305	261.5	1:24:52.355	28	2	1:43.015	30.634	41.346	31.035	269.3	1:06:59.335							
39	1	1:39.940	30.003	40.335	29.602	262.1	1:26:32.295	29	2	1:43.905	30.909	41.573	31.423	262.8	1:08:43.240							
40	1	1:39.137	29.547	40.017	29.573	259.6	1:28:11.432	30	2	1:43.850	30.660	41.371	31.819	261.5	1:10:27.090							
41	1	1:39.175	29.507	40.031	29.637	260.2	1:29:50.607	31	2	1:43.497	30.775	41.589	31.133	261.5	1:12:10.587							
42	1	1:39.500	29.674	40.138	29.688	260.2	1:31:30.107	32	2	1:43.470	30.742	41.575	31.153	260.9	1:13:54.057							
43	1	1:40.215	29.579	40.177	30.459	261.5	1:33:10.322	33	2	1:43.439	30.762	41.562	31.115	264.7	1:15:37.496							
44	1	1:41.128	30.769	40.293	30.066	261.5	1:34:51.450	34	2	1:43.462	30.641	41.646	31.175	267.3	1:17:20.958							
45	1	1:42.003	30.445	41.306	30.252	261.5	1:36:33.453	35	2	1:44.349	30.606	42.086	31.657	268.7	1:19:05.307							
46	1	1:39.452	29.628	40.163	29.661	264.7	1:38:12.905	36	2	1:45.630	31.169	42.685	31.776	264.1	1:20:50.937							
47	1	1:40.016	29.544	40.756	29.716	261.5	1:39:52.921	37	2	1:45.689	31.091	42.717	31.881	263.4	1:22:36.626							
48	1	1:39.552	29.641	40.084	29.827	262.1	1:41:32.473	38	2	1:44.107	30.880	41.718	31.509	267.3	1:24:20.733							



LE MANS CUP



Michelin Le Mans Cup
Barcelona Round
Race

Sector Analysis

Lap under Red Flag Invalidated Lap Personal Best Session Best Crossing the pit lane

Lap	D	Time	Sector 1	Sector 2	Sector 3	T. Spd	Elapsed	Lap	D	Time	Sector 1	Sector 2	Sector 3	T. Spd	Elapsed
39	2	1:45.785	30.892	42.977	31.916	266.0	1:26:06.518	21	2	1:45.337 B	29.958	40.189	35.190	266.0	51:36.260
40	2	1:44.543	31.154	41.990	34.399	264.1	1:27:51.061	22	2	1:59.372	49.146	40.354	29.872	186.9	53:35.632
41	2	1:44.779	31.336	41.938	31.505	268.0	1:29:35.840	23	2	1:41.123	30.051	41.352	29.720	262.8	55:16.755
42	2	1:44.971	31.733	41.802	31.436	261.5	1:31:20.811	24	2	1:40.584	29.711	41.033	29.840	260.2	56:57.339
43	2	1:44.216	30.930	41.989	31.297	259.0	1:33:05.027	25	2	1:39.428	29.630	40.172	29.626	259.6	58:36.767
44	2	1:44.908	31.014	42.152	31.742	261.5	1:34:49.935	26	2	1:42.108	29.528	41.604	30.976	261.5	1:00:18.875
45	2	1:46.932	31.851	43.094	31.987	263.4	1:36:36.867	27	2	1:46.257 B	29.801	40.313	36.143	260.9	1:02:05.132
46	2	1:44.413	30.968	41.897	31.548	263.4	1:38:21.280	28	1	4:23.262	3:10.231	42.516	30.515	185.2	1:06:28.394
47	2	1:44.335	31.186	41.816	31.333	260.9	1:40:05.615	29	1	1:41.081	30.180	40.746	30.155	259.6	1:08:09.475
48	2	1:44.184	31.017	41.962	31.205	268.0	1:41:49.799	30	1	1:40.668	30.246	40.718	29.704	262.1	1:09:50.143
49	2	1:44.288	30.761	42.026	31.501	257.1	1:43:34.087	31	1	1:40.071	29.672	40.356	30.043	260.2	1:11:30.214
50	2	1:44.111	31.003	41.746	31.362	260.9	1:45:18.198	32	1	1:40.409	29.907	40.531	29.971	260.9	1:13:10.623
51	2	1:43.969	30.913	41.714	31.342	265.4	1:47:02.167	33	1	1:41.123	29.929	40.950	30.244	262.1	1:14:51.746
52	2	1:46.283	31.230	43.390	31.663	260.9	1:48:48.450	34	1	1:41.411	29.927	41.063	30.421	262.1	1:16:33.157
53	2	1:44.628	31.059	42.061	31.508	262.8	1:50:33.078	35	1	1:41.637	30.323	40.915	30.399	262.8	1:18:14.794
54	2	1:45.232	31.091	42.520	31.621	266.0	1:52:18.310	36	1	1:42.335	30.291	41.707	30.337	265.4	1:19:57.129
55	2	1:44.770	31.114	42.059	31.597	262.8	1:54:03.080	37	1	1:41.156	30.041	40.854	30.264	261.5	1:21:38.285
56	2	1:44.791	30.916	42.219	31.656	264.1	1:55:47.871	38	1	1:41.492	30.112	41.127	30.253	262.8	1:23:19.777
57	2	1:45.823	31.223	42.714	31.886	262.8	1:57:33.694	39	1	1:41.643	29.972	41.242	30.429	262.1	1:25:01.420
58	2	1:45.031	31.098	42.358	31.575	262.1	1:59:18.725	40	1	1:43.378	30.054	42.594	30.730	260.9	1:26:44.798
59	2	1:46.630	31.138	43.345	32.147	266.7	2:01:05.355	41	1	1:41.352	29.907	40.935	30.510	260.2	1:28:26.150
60	2	1:46.054	31.308	42.718	32.028	262.1	2:02:51.409	42	1	2:09.250 B	30.111	40.778	58.361	260.9	1:30:35.400

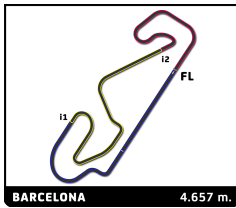
11	Code Racing Development		Aston Martin Vantage AMR GT3 Evo												
	1. Sebastian MORENO 2. Nico HANTKE		GT3												
1	1	2:32.077	42.504	55.941	53.632		2:32.077								
2	1	3:19.022	1:09.945	1:17.145	51.932		5:51.099								
3	1	2:39.025	1:04.182	55.174	39.669		8:30.124								
4	1	1:47.531	31.856	43.321	32.354	255.9	10:17.655								
5	1	6:01.824 B	31.438	42.653	4:47.733	257.8	16:19.479								

12	Brutal Fish by Campos		Ligier JS P325 - Toyota												
	1. Arthur ROGÉON 2. August RABER		LMP3												
1	2	2:48.016	46.917	1:04.892	56.207		2:48.016								
2	2	3:13.140	1:04.640	1:15.645	52.855		6:01.156								
3	2	2:35.076	1:03.161	54.916	36.999		8:36.232								
4	2	1:45.226	32.123	42.224	30.879	262.1	10:21.458								
5	2	1:42.300	30.315	41.547	30.438	262.1	12:03.758								
6	2	1:55.135	30.766	49.167	35.202	262.1	13:58.893								
7	2	3:06.182	47.146	1:26.171	52.865	211.8	17:05.075								
8	2	2:13.641	42.077	54.062	37.502	187.5	19:18.716								
9	2	1:43.156	30.220	42.684	30.252	263.4	21:01.872								
10	2	2:24.257	30.744	1:11.508	42.005	260.9	23:26.129								
11	2	3:06.426	50.874	1:21.950	53.602		26:32.555								
12	2	3:18.017	1:12.887	1:15.713	49.417		29:50.572								
13	2	3:05.137	1:07.710	1:09.921	47.506	137.2	32:55.709								
14	2	3:14.643	1:14.101	1:09.267	51.275		36:10.352								
15	2	3:28.984 B	1:06.795	1:06.932	1:15.257		39:39.336								
16	2	2:49.062	1:01.330	1:06.693	41.039	181.5	42:28.398								
17	2	2:14.685	44.305	53.465	36.915		44:43.083								
18	2	1:44.127	31.657	41.955	30.515	266.0	46:27.210								
19	2	1:41.944	30.779	40.737	30.428	262.1	48:09.154								
20	2	1:41.769	30.105	41.067	30.597	262.1	49:50.923								

15	Vector Sport RLR		Ligier JS P325 - Toyota												
	1. Geronimo GOMEZ AZZA 2. Colin NOBLE		LMP3												
1	1	2:20.519	38.321	49.208	52.990		2:20.519								
2	1	3:17.263	1:11.027	1:15.153	51.083		5:37.782								
3	1	2:42.977	1:07.147	55.395	40.435		8:20.759								
4	1	1:43.254	31.155	41.653	30.446	252.9	10:04.013								
5	1	1:43.321	30.575	41.401	31.345	266.0	11:47.334								
6	1	5:30.104	31.159	4:05.152	53.793	260.9	17:17.438								
7	1	2:08.678	46.360	46.245	36.073	132.4	19:26.116								
8	1	1:46.244	31.787	43.073	31.384	259.0	21:12.360								
9	1	2:45.444	46.085	1:16.099	43.260	256.5	23:57.804								
10	1	2:52.178	35.333	1:21.188	55.657	238.4	26:49.982								
11	1	3:18.137	1:16.739	1:12.136	49.262		30:08.119								
12	1	3:04.516	1:14.288	1:01.984	48.244		33:12.635								
13	1	3:16.864	1:11.660	1:09.399	55.805	121.1	36:29.499								
14	1	3:41.557 B	1:05.045	1:04.433	1:32.079	136.4	40:11.056								
15	1	2:36.505	54.709	58.853	42.943	178.8	42:47.561								
16	1	2:06.417	42.192	52.101	32.124	172.8	44:53.978								
17	1	1:46.636	31.063	42.854	32.719	266.0	46:40.614								
18	1	1:44.076	31.402	41.583	31.091	263.4	48:24.690								
19	1	1:42.750	30.381	41.507	30.862	260.9	50:07.440								
20	1	1:45.336	31.108	42.404	31.824	264.1	51:52.776								
21	1	1:42.421	30.426	41.299	30.696	260.2	53:35.197								
22	1	1:43.973	30.439	42.205	31.329	260.9	55:19.170								
23	1	1:43.745	31.098	41.859	30.788	261.5	57:02.915								
24	1	1:42.800	30.490	41.654	30.656	260.9	58:45.715								
25	1	1:42.364	30.434	41.372	30.558	262.1	1:00:28.079								
26	1	1:49.463 B	30.407	41.808	37.248	262.1	1:02:17.542								
27	2	6:33.852 B	5:08.097	45.763	39.992	153.6	1:08:51.394								
28	2	2:08.512	55.069	42.352	31.091	188.8	1:10:59.906								



LE MANS CUP



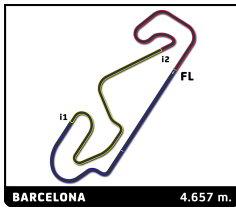
Michelin Le Mans Cup
Barcelona Round
Race

Sector Analysis

Lap under Red Flag								Invalidated Lap		Personal Best		Session Best		B Crossing the pit lane	
Lap	D	Time	Sector 1	Sector 2	Sector 3	T. Spd	Elapsed	Lap	D	Time	Sector 1	Sector 2	Sector 3	T. Spd	Elapsed
29	2	1:42.939	30.504	41.738	30.697	261.5	1:12:42.845	21	1	1:47.221	31.675	42.941	32.605	252.9	52:02.958
30	2	1:41.388	30.163	40.957	30.268	261.5	1:14:24.233	22	1	1:54.715	31.806	43.222	39.687	254.1	53:57.673
31	2	1:41.843	30.091	40.959	30.793	262.8	1:16:06.076	23	2	4:35.966	3:16.236	46.778	32.952	179.7	58:33.639
32	2	1:42.736	31.082	41.090	30.564	262.1	1:17:48.812	24	2	1:45.551	31.807	42.498	31.246	253.5	1:00:19.190
33	2	1:40.867	30.149	40.667	30.051	262.1	1:19:29.679	25	2	1:44.251	31.334	41.847	31.070	259.6	1:02:03.441
34	2	1:40.569	29.851	40.658	30.060	262.1	1:21:10.248	26	2	1:42.474	30.570	41.345	30.559	255.9	1:03:45.915
35	2	1:40.478	29.955	40.520	30.003	260.9	1:22:50.726	27	2	1:41.698	30.394	40.878	30.426	257.1	1:05:27.613
36	2	1:40.712	29.858	40.713	30.141	262.1	1:24:31.438	28	2	1:41.159	29.905	40.965	30.289	257.8	1:07:08.772
37	2	1:40.880	30.017	40.743	30.120	259.6	1:26:12.318	29	2	1:41.296	29.980	40.899	30.417	258.4	1:08:50.068
38	2	1:41.520	29.989	40.972	30.559	261.5	1:27:53.838	30	2	1:42.308	30.203	44.444	30.691	259.0	1:10:32.376
39	2	1:44.311	30.225	42.199	31.887	262.8	1:29:38.149	31	2	1:41.644	30.216	40.865	30.563	257.8	1:12:14.020
40	2	1:44.325	31.074	42.248	31.003	262.8	1:31:22.474	32	2	1:43.016	30.540	41.568	30.908	262.1	1:13:57.036
41	2	1:42.704	30.303	41.313	31.088	261.5	1:33:05.178	33	2	1:41.486	30.079	40.941	30.466	258.4	1:15:38.522
42	2	1:44.939	31.099	42.414	31.426	259.0	1:34:50.117	34	2	1:42.601	30.153	41.317	31.131	259.0	1:17:21.123
43	2	1:43.091	31.209	41.236	30.646	265.4	1:36:33.208	35	2	1:44.328	30.660	42.098	31.570	262.1	1:19:05.451
44	2	1:42.659	30.711	41.292	30.656	260.9	1:38:15.867	36	2	1:44.783	30.909	42.203	31.671	262.8	1:20:50.234
45	2	1:43.080	30.256	41.955	30.869	262.8	1:39:58.947	37	2	1:42.938	30.718	41.400	30.820	259.6	1:22:33.172
46	2	1:42.257	30.317	41.139	30.801	262.8	1:41:41.204	38	2	1:42.143	30.313	41.253	30.577	257.8	1:24:15.315
47	2	1:42.300	30.226	41.118	30.956	262.1	1:43:23.504	39	2	1:43.788	30.272	44.894	31.625	257.8	1:25:59.103
48	2	1:43.014	30.381	41.507	31.126	263.4	1:45:06.518	40	2	1:42.937	30.467	41.668	30.802	257.8	1:27:42.040
49	2	1:42.586	30.565	41.326	30.695	262.1	1:46:49.104	41	2	1:42.421	30.495	41.250	30.676	257.8	1:29:24.461
50	2	1:42.352	30.285	41.169	30.898	259.0	1:48:31.456	42	2	1:42.571	30.504	41.279	30.788	257.1	1:31:07.032
51	2	1:42.922	30.551	41.511	30.860	263.4	1:50:14.378	43	2	1:42.626	30.615	41.265	30.746	255.9	1:32:49.658
52	2	1:43.326	30.771	41.659	30.896	261.5	1:51:57.704	44	2	1:48.426	30.831	41.838	35.757	256.5	1:34:38.084
53	2	1:42.456	30.372	41.351	30.733	261.5	1:53:40.160	45	2	1:48.111	34.429	42.130	31.552	241.1	1:36:26.195
54	2	1:42.256	30.277	41.225	30.754	262.1	1:55:22.416	46	2	1:44.102	30.789	41.853	31.460	255.3	1:38:10.297
55	2	1:44.036	30.366	41.859	31.811	264.1	1:57:06.452	47	2	1:44.765	31.051	41.935	31.779	254.1	1:39:55.062
56	2	1:43.187	30.819	41.438	30.930	262.1	1:58:49.639	48	2	1:43.959	30.962	41.868	31.129	256.5	1:41:39.021
57	2	1:42.868	30.437	41.483	30.948	262.8	2:00:32.507	49	2	1:43.774	30.536	42.000	31.238	256.5	1:43:22.795
58	2	1:46.111	30.491	42.191	33.429	262.8	2:02:18.618	50	2	1:43.643	30.641	41.617	31.385	257.8	1:45:06.438
16 Ajith Redant by Virage 1.Ajith KUMAR 2.Romain VOZNIAK Ligier JS P325 - Toyota LMP3 Pro/Am								51	2	1:45.210	31.532	42.431	31.247	255.9	1:46:51.648
								52	2	1:43.944	30.816	41.821	31.307	257.8	1:48:35.592
17 Kessel Racing 1.Lorenzo Ferdinando INNOI 2.David Cleto FUMANELLI Ferrari 296 GT3 Evo GT3								53	2	1:43.842	30.706	41.893	31.243	257.8	1:50:19.434
								54	2	1:44.208	30.792	42.145	31.271	257.1	1:52:03.642
1	1	2:30.827	42.073	55.077	53.677		2:30.827	55	2	1:44.657	30.762	42.091	31.804	259.0	1:53:48.299
2	1	3:18.992	1:10.008	1:16.507	52.477		5:49.819	56	2	1:44.345	30.916	41.970	31.459	262.1	1:55:32.644
3	1	2:39.438	1:04.600	54.548	40.290		8:29.257	57	2	1:43.850	30.916	41.756	31.178	257.8	1:57:16.494
4	1	1:47.398	32.124	43.139	32.135	254.1	10:16.655	58	2	1:43.171	30.615	41.561	30.995	257.1	1:58:59.665
5	1	1:46.356	31.209	43.224	31.923	257.8	12:03.011	59	2	1:43.008	30.549	41.487	30.972	258.4	2:00:42.673
6	1	1:56.187	31.865	49.305	35.017	256.5	13:59.198	60	2	1:43.864	30.561	41.429	31.874	257.1	2:02:26.537
7	1	3:06.188	47.276	1:26.180	52.732	213.9	17:05.386								
8	1	2:14.106	42.164	53.917	38.025	179.4	19:19.492								
9	1	1:47.105	32.283	42.869	31.953	259.0	21:06.597								
10	1	2:26.685	31.885	1:17.737	37.063	260.2	23:33.282								
11	1	3:07.474	51.837	1:20.717	54.920		26:40.756								
12	1	3:18.458	1:14.659	1:14.179	49.620		29:59.214								
13	1	3:05.602	1:11.446	1:06.396	47.760		33:04.816								
14	1	3:15.407	1:11.695	1:09.855	53.857		36:20.223								
15	1	3:34.050	1:04.772	1:06.892	1:22.386	150.2	39:54.273								
16	1	2:43.939	54.873	1:06.760	42.306	186.9	42:38.212								
17	1	2:11.701	43.839	52.173	35.689	138.1	44:49.913								
18	1	1:49.764	32.933	44.150	32.681	255.9	46:39.677								
19	1	1:49.038	31.841	43.750	33.447	254.1	48:28.715								
20	1	1:47.022	31.704	43.033	32.285	255.3	50:15.737								



LE MANS CUP



Michelin Le Mans Cup
Barcelona Round
Race

Sector Analysis

Lap under Red Flag Invalidated Lap Personal Best Session Best B Crossing the pit lane

Lap	D	Time	Sector 1	Sector 2	Sector 3	T. Spd	Elapsed	Lap	D	Time	Sector 1	Sector 2	Sector 3	T. Spd	Elapsed
11	1	3:03.646	46.596	1:21.060	55.990	131.1	26:46.078	3	2	2:46.156	1:05.674	55.525	44.957		8:13.819
12	1	3:17.174	1:14.987	1:13.536	48.651		30:03.252	4	2	1:41.566	30.330	41.117	30.119	259.6	9:55.385
13	1	3:05.043	1:13.510	1:03.638	47.895		33:08.295	5	2	1:40.069	29.772	40.439	29.858	259.6	11:35.454
14	1	3:15.787	1:12.431	1:09.215	54.141	128.4	36:24.082	6	2	1:54.813	29.917	40.933	43.963	259.6	13:30.267
15	1	3:39.318	B 1:06.061	1:05.160	1:28.097	131.7	40:03.400	7	2	3:10.788	55.387	1:23.252	52.149	137.2	16:41.055
16	1	2:40.214	54.362	1:02.604	43.248	176.8	42:43.614	8	2	2:23.612	45.793	55.914	41.905	125.3	19:04.667
17	1	2:08.559	41.058	52.083	35.418	200.0	44:52.173	9	2	1:40.393	29.926	40.545	29.922	260.2	20:45.060
18	1	1:49.098	31.808	43.921	33.369	259.6	46:41.271	10	2	2:24.116	29.577	59.137	55.402	260.9	23:09.176
19	1	1:48.118	31.930	43.179	33.009	260.9	48:29.389	11	2	3:08.570	53.421	1:18.172	56.977		26:17.746
20	1	1:53.577	B 32.259	42.991	38.327	257.8	50:22.966	12	2	3:16.448	1:10.680	1:15.868	49.900	125.7	29:34.194
21	2	4:28.729	3:10.398	44.987	33.344	177.3	54:51.695	13	2	3:06.720	1:05.884	1:11.439	49.397		32:40.914
22	2	1:45.833	31.808	42.699	31.326	256.5	56:37.528	14	2	3:11.851	1:08.803	1:10.993	52.055		35:52.765
23	2	1:44.587	31.357	42.079	31.151	256.5	58:22.115	15	2	3:14.914	B 1:05.507	1:07.548	1:01.859		39:07.679
24	2	4:43.954	30.799	42.156	30.996	258.4	1:00:06.066	16	2	3:03.495	1:16.437	1:03.789	43.269		42:11.174
25	2	1:43.735	30.764	41.711	31.260	257.8	1:01:49.801	17	2	2:21.907	45.400	55.046	41.461	159.5	44:33.081
26	2	1:43.121	30.764	41.326	31.031	257.8	1:03:32.922	18	2	1:41.015	30.367	40.866	29.782	259.0	46:14.096
27	2	1:43.005	30.608	41.337	31.060	257.8	1:05:15.927	19	2	1:39.722	29.728	40.375	29.619	259.6	47:53.818
28	2	1:43.091	30.764	41.368	30.959	257.8	1:06:59.018	20	2	1:39.466	29.699	40.264	29.503	260.9	49:33.284
29	2	1:43.810	31.034	41.661	31.115	257.8	1:08:42.828	21	2	4:39.444	29.563	40.177	29.704	260.2	51:12.728
30	2	1:43.325	30.741	41.487	31.097	257.8	1:10:26.153	22	2	1:39.784	29.822	40.346	29.616	259.6	52:52.512
31	2	1:43.922	31.315	41.646	30.961	257.1	1:12:10.075	23	2	1:39.525	29.590	40.360	29.575	260.9	54:32.037
32	2	4:43.335	30.820	41.545	30.970	257.8	1:13:53.410	24	2	1:39.467	29.651	40.181	29.635	260.9	56:11.504
33	2	4:43.385	30.860	41.598	30.927	257.8	1:15:36.795	25	2	1:39.815	29.712	40.420	29.683	260.9	57:51.319
34	2	1:43.609	30.898	41.645	31.066	257.8	1:17:20.404	26	2	1:39.985	29.568	40.831	29.586	260.2	59:31.304
35	2	4:44.539	30.882	41.719	31.938	257.8	1:19:04.943	27	2	1:40.027	29.990	40.327	29.710	260.9	1:01:11.331
36	2	4:44.520	31.300	41.941	31.279	257.8	1:20:49.463	28	2	1:39.505	29.536	40.246	29.723	262.1	1:02:50.836
37	2	1:45.409	31.550	42.478	31.381	251.2	1:22:34.872	29	2	1:46.792	B 29.755	41.342	35.695	262.1	1:04:37.628
38	2	1:45.394	31.903	42.041	31.450	257.8	1:24:20.266	30	1	4:26.650	3:11.163	44.212	31.275	183.7	1:09:04.278
39	2	1:44.871	31.265	42.169	31.437	257.8	1:26:05.137	31	1	1:42.545	30.435	41.796	30.314	257.8	1:10:46.823
40	2	1:45.545	31.900	42.135	31.510	253.5	1:27:50.682	32	1	1:40.468	30.100	40.587	29.781	258.4	1:12:27.291
41	2	1:47.018	32.213	42.963	31.842	257.1	1:29:37.700	33	1	1:40.330	29.827	40.713	29.790	259.0	1:14:07.621
42	2	1:46.034	31.234	42.446	32.354	258.4	1:31:23.734	34	1	1:40.121	29.763	40.441	29.917	259.0	1:15:47.742
43	2	1:46.162	31.895	42.504	31.763	247.1	1:33:09.896	35	1	1:40.057	29.793	40.388	29.876	259.0	1:17:27.799
44	2	1:45.676	31.477	42.561	31.638	258.4	1:34:55.572	36	1	1:40.354	29.720	40.549	30.085	259.6	1:19:08.153
45	2	1:45.340	31.416	42.301	31.623	257.8	1:36:40.912	37	1	1:43.103	30.537	42.089	30.477	262.8	1:20:51.256
46	2	1:45.105	31.224	42.331	31.550	258.4	1:38:26.017	38	1	1:44.072	30.997	42.630	30.445	263.4	1:22:35.328
47	2	1:45.503	31.420	42.463	31.620	258.4	1:40:11.520	39	1	1:41.330	30.296	40.770	30.264	263.4	1:24:16.658
48	2	1:46.572	31.332	43.188	32.052	257.8	1:41:58.092	40	1	1:41.391	30.023	41.000	30.368	260.9	1:25:58.049
49	2	1:45.836	31.578	42.576	31.682	257.8	1:43:43.928	41	1	1:40.879	29.986	40.936	29.957	259.6	1:27:38.928
50	2	1:45.685	31.566	42.304	31.815	258.4	1:45:29.613	42	1	1:40.790	30.073	40.695	30.022	260.9	1:29:19.718
51	2	1:45.397	31.304	42.374	31.719	259.0	1:47:15.010	43	1	1:41.120	29.946	41.042	30.132	260.2	1:31:00.838
52	2	1:46.180	31.773	42.648	31.759	259.0	1:49:01.190	44	1	1:41.342	30.079	41.067	30.196	260.9	1:32:42.180
53	2	1:46.787	32.113	42.554	32.120	257.8	1:50:47.977	45	1	1:42.897	30.121	42.128	30.648	261.5	1:34:25.077
54	2	1:45.784	31.540	42.443	31.801	254.1	1:52:33.761	46	1	1:42.606	30.683	41.579	30.344	264.1	1:36:07.683
55	2	1:46.468	31.377	43.180	31.911	259.6	1:54:20.229	47	1	1:40.995	30.037	40.754	30.204	259.6	1:37:48.678
56	2	1:47.072	31.901	43.032	32.139	259.6	1:56:07.301	48	1	1:41.332	30.077	40.861	30.394	261.5	1:39:30.010
57	2	1:46.078	31.817	42.644	31.617	260.2	1:57:53.379	49	1	1:41.482	30.216	40.928	30.338	260.2	1:41:11.492
58	2	1:45.165	31.114	42.525	31.526	259.0	1:59:38.544	50	1	1:43.100	30.339	42.055	30.706	262.1	1:42:54.592
51	1	1:41.799	30.415	41.139	30.245	260.9	1:44:36.391	51	1	1:42.086	30.145	41.441	30.500	260.9	1:46:18.477
52	1	1:42.086	30.145	41.441	30.500	260.9	1:46:18.477	53	1	1:44.524	30.246	41.819	32.459	260.9	1:48:03.001
53	1	1:44.524	30.246	41.819	32.459	260.9	1:48:03.001	54	1	1:43.220	30.900	41.832	30.488	260.2	1:49:46.221
54	1	1:43.220	30.900	41.832	30.488	260.2	1:49:46.221	55	1	1:42.089	30.113	41.640	30.336	260.9	1:51:28.310

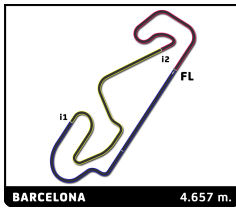
19 Brutal Fish by Campos Ligier JS P325 - Toyota LMP3

1.Matus RYBA
2.Lucas FLUXÁ CROSS

1	2	2:10.367	33.006	42.487	54.874		2:10.367
2	2	3:17.296	1:09.802	1:14.842	52.652	123.0	5:27.663



LE MANS CUP



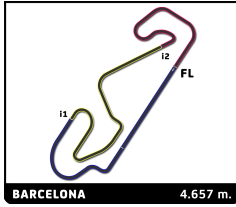
Michelin Le Mans Cup
Barcelona Round
Race

Sector Analysis

Lap under Red Flag Invalidated Lap Personal Best Session Best B Crossing the pit lane

Lap	D	Time	Sector 1	Sector 2	Sector 3	T. Spd	Elapsed	Lap	D	Time	Sector 1	Sector 2	Sector 3	T. Spd	Elapsed
56	1	1:41.872	30.240	41.185	30.447	260.2	1:53:10.182	8	1	2:10.931	45.999	47.624	37.308	121.1	19:23.962
57	1	1:41.752	30.161	41.170	30.421	260.2	1:54:51.934	9	1	1:48.315	32.598	43.585	32.132	257.8	21:12.277
58	1	1:41.639	30.087	41.200	30.352	260.9	1:56:33.573	10	1	12:35.288 B	...	1:30.427	56.431	259.0	33:47.565
59	1	1:42.968	30.143	41.214	31.611	259.6	1:58:16.541	11	1	2:48.286	1:24.861	48.093	35.332	159.8	36:35.851
60	1	1:42.247	30.110	41.394	30.743	260.9	1:59:58.788	12	1	3:37.833 B	59.515	1:04.921	1:33.397	149.0	40:13.684
61	1	1:42.408	30.119	41.528	30.761	260.9	2:01:41.196	13	1	2:35.015	54.906	56.889	43.220	171.4	42:48.699
20 High Class Racing Ligier JS P325 - Toyota LMP3															
1.Philip LINDBERG															
2.Lenny RIED															
1	1	6:27.771 B	5:03.709	46.017	38.045		6:27.771	14	1	2:07.801	42.685	51.591	33.525	177.6	44:56.500
2	1	5:06.114	3:53.805	41.596	30.713	186.2	11:33.885	15	1	1:51.393	33.753	44.774	32.866	255.3	46:47.893
3	1	1:56.919	31.233	42.166	43.520	255.9	13:30.804	16	1	1:47.755	31.895	43.362	32.498	255.3	48:35.648
4	1	3:11.389	55.910	1:22.932	52.547	137.1	16:42.193	17	1	1:48.729	32.462	43.713	32.554	256.5	50:24.377
5	1	2:23.670	45.490	55.465	42.715	125.3	19:05.863	18	1	1:48.619	32.451	43.734	32.434	255.9	52:12.996
6	1	1:43.934	31.358	41.913	30.663	255.9	20:49.797	19	1	1:52.470 B	31.967	42.923	37.580	255.3	54:05.466
7	1	2:21.962	30.201	1:02.857	48.904	259.0	23:11.759	20	2	4:28.723	3:11.611	44.797	32.315	176.5	58:34.189
8	1	3:07.606	53.080	1:18.809	55.717	138.1	26:19.365	21	2	1:51.662 B	31.868	43.085	36.709	256.5	1:00:25.851
9	1	3:16.756	1:11.482	1:15.514	49.760	139.0	29:36.121	22	2	2:03.470	50.388	42.017	31.065	184.3	1:02:29.321
10	1	3:06.437	1:06.366	1:11.067	49.004	123.6	32:42.558	23	2	1:44.373	31.163	42.325	30.885	257.8	1:04:13.694
11	1	3:12.626	1:09.449	1:11.274	51.903	131.1	35:55.184	24	2	1:48.928 B	30.984	41.721	36.223	256.5	1:06:02.622
12	1	3:17.952 B	1:05.271	1:07.555	1:05.126	122.3	39:13.136	25	2	2:05.315	50.921	42.912	31.482	184.6	1:08:07.937
13	1	2:59.725	1:13.562	1:03.634	42.529		42:12.861	26	2	1:46.760	31.946	43.268	31.546	257.8	1:09:54.697
14	1	2:21.750	45.889	54.657	41.204	127.5	44:34.611	27	2	1:43.962	31.084	41.699	31.179	257.1	1:11:38.659
15	1	1:42.990	30.808	41.399	30.783	258.4	46:17.601	28	2	1:45.087	31.740	42.063	31.284	247.7	1:13:23.746
16	1	1:41.262	30.149	40.906	30.207	259.0	47:58.863	29	2	1:45.304	31.782	42.242	31.280	255.9	1:15:09.050
17	1	1:41.086	30.032	40.722	30.332	259.6	49:39.949	30	2	1:44.056	31.128	41.816	31.112	257.8	1:16:53.106
18	1	1:42.520	30.332	41.709	30.479	259.6	51:22.469	31	2	1:45.227	31.495	42.192	31.540	256.5	1:18:38.333
19	1	1:41.477	30.101	41.059	30.317	259.0	53:03.946	32	2	1:45.743	31.492	42.707	31.514	257.8	1:20:24.046
20	1	1:41.834	30.178	41.407	30.249	259.0	54:45.780	33	2	1:45.336	31.419	42.540	31.377	257.1	1:22:09.382
21	1	1:49.753 B	30.086	42.427	37.240	259.0	56:35.533	34	2	1:44.954	31.148	42.448	31.358	257.8	1:23:54.336
22	2	4:57.338	3:41.064	44.420	31.854	182.4	1:01:32.871	35	2	1:44.770	31.430	42.104	31.236	257.1	1:25:39.106
23	2	1:43.541	31.397	41.774	30.370	257.8	1:03:16.412	36	2	1:45.062	31.241	42.542	31.279	256.5	1:27:24.168
24	2	1:40.774	30.200	40.604	29.970	257.1	1:04:57.186	37	2	1:45.111	31.193	42.353	31.565	257.1	1:29:09.279
25	2	1:40.030	29.861	40.317	29.852	258.4	1:06:37.216	38	2	1:44.472	31.199	42.172	31.101	257.8	1:30:53.751
26	2	1:40.802	29.921	40.810	30.071	259.6	1:08:18.018	39	2	1:45.685	31.277	42.682	31.726	257.1	1:32:39.436
27	2	1:40.091	29.823	40.351	29.917	257.8	1:09:58.109	40	2	1:45.246	31.463	42.209	31.574	257.1	1:34:24.682
28	2	1:40.699	30.021	40.434	30.244	258.4	1:11:38.808	41	2	1:46.304	32.048	42.424	31.832	257.1	1:36:10.986
29	2	1:41.067	30.497	40.618	29.952	259.0	1:13:19.875	42	2	1:45.563	31.375	42.291	31.897	257.8	1:37:56.549
30	2	1:41.105	29.925	40.795	30.385	260.2	1:15:00.980	43	2	1:45.185	31.181	42.343	31.661	257.8	1:39:41.734
31	2	1:41.216	30.195	40.686	30.335	259.6	1:16:42.196	44	2	1:46.306	31.738	42.936	31.632	256.5	1:41:28.040
32	2	1:41.098	30.110	40.789	30.199	259.6	1:18:23.294	45	2	1:45.278	31.327	42.320	31.631	257.8	1:43:13.318
33	2	1:41.807	30.155	41.240	30.442	260.2	1:20:05.101	46	2	1:46.378	32.266	42.551	31.561	257.1	1:44:59.696
34	2	1:47.606 B	30.439	41.051	36.116	261.5	1:21:52.707	47	2	1:45.683	31.348	42.738	31.597	258.4	1:46:45.379
21 Kessel Racing Ferrari 296 GT3 Evo GT3															
1.Oscar Lee RYNDZIEWICZ															
2.Giacomo ALTOE															
1	1	2:45.094	43.920	1:04.369	56.805		2:45.094	48	2	1:45.228	31.347	42.249	31.632	258.4	1:48:30.607
2	1	3:11.732	1:03.746	1:15.280	52.706		5:56.826	49	2	1:46.542	31.398	43.192	31.952	257.8	1:50:17.149
3	1	2:37.670	1:04.021	54.124	39.525		8:34.496	50	2	1:45.258	31.308	42.313	31.637	259.0	1:52:02.407
4	1	1:49.211	32.850	43.964	32.397	256.5	10:23.707	51	2	1:45.662	31.301	42.461	31.900	258.4	1:53:48.069
5	1	1:47.256	32.018	43.008	32.230	257.1	12:10.963	52	2	1:46.218	32.050	42.458	31.710	257.8	1:55:34.287
6	1	1:56.442	31.949	49.171	35.322	258.4	14:07.405	53	2	1:46.994	32.420	42.641	31.933	258.4	1:57:21.281
7	1	3:05.626	46.709	1:25.166	53.751	182.4	17:13.031	54	2	1:46.168	31.609	42.595	31.964	260.2	1:59:07.449
								22 Trajectus Motorsport Ligier JS P325 - Toyota LMP3							
								1.André VIEIRA							
								2.Mathis POULET							
1	1	2:19.181	37.368	48.905	52.908		2:19.181	55	2	1:45.576	31.427	42.364	31.785	259.0	2:00:53.025
56	2	1:45.519	31.290	42.498	31.731	258.4	2:02:38.544	56	2	1:45.519	31.290	42.498	31.731	258.4	2:02:38.544





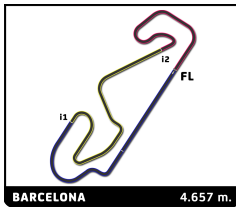
Michelin Le Mans Cup
Barcelona Round
Race

Sector Analysis

Lap under Red Flag															
Invalidated Lap															
Personal Best															
Session Best															
B Crossing the pit lane															
Lap	D	Time	Sector 1	Sector 2	Sector 3	T. Spd	Elapsed	Lap	D	Time	Sector 1	Sector 2	Sector 3	T. Spd	Elapsed
2	1	3:17.409	1:10.827	1:15.601	50.981		5:36.590	55	2	1:42.368	30.698	40.963	30.707	263.4	1:52:15.803
3	1	2:43.749	1:07.404	55.059	41.286		8:20.339	56	2	1:42.006	30.137	40.938	30.931	262.8	1:53:57.809
4	1	1:46.886	31.198	43.517	32.171	259.6	10:07.225	57	2	1:41.556	30.183	40.794	30.579	260.9	1:55:39.365
5	1	1:43.252	30.734	41.712	30.806	260.9	11:50.477	58	2	1:42.180	30.156	41.037	30.987	262.8	1:57:21.545
6	1	1:51.685	30.540	44.151	36.994	261.5	13:42.162	59	2	1:42.379	30.346	41.035	30.998	265.4	1:59:03.924
7	1	3:10.770	54.581	1:23.434	52.755	122.7	16:52.932	60	2	1:42.419	30.408	40.914	31.097	262.8	2:00:46.343
8	1	2:18.467	44.015	55.886	38.566	192.9	19:11.399	61	2	1:42.366	30.391	40.968	31.007	261.5	2:02:28.709
9	1	1:43.366	30.862	41.508	30.996	261.5	20:54.765	23 Biogas Motorsport Ferrari 296 GT3							
10	1	2:25.922	30.831	1:10.995	44.096	260.2	23:20.687	1.Josep MAYOLA COMADIF GT3							
11	1	3:06.483	51.881	1:20.755	53.847		26:27.170	2.Marc CAROL YBARRA							
12	1	3:17.816	1:13.238	1:14.953	49.625		29:44.986	1	1	2:48.555	45.727	1:06.674	56.154		2:48.555
13	1	3:06.126	1:08.239	1:08.677	49.210	128.4	32:51.112	2	1	3:13.417	1:05.116	1:15.223	53.078		6:01.972
14	1	3:13.344	1:12.632	1:08.962	51.750		36:04.456	3	1	2:35.484	1:03.313	54.626	37.545	122.6	8:37.456
15	1	3:23.638	1:06.017	1:07.226	1:10.395	124.3	39:28.094	4	1	1:49.836	32.684	44.322	32.830	257.1	10:27.292
16	1	2:54.682	1:07.646	1:04.667	42.369	178.5	42:22.776	5	1	1:50.716	33.124	44.316	33.276	257.8	12:18.008
17	1	2:17.234	45.020	54.045	38.169	141.2	44:40.010	6	1	1:52.789	32.221	46.106	34.462	257.8	14:10.797
18	1	4:44.949	31.223	41.385	32.344	259.6	46:24.959	7	1	3:05.414	46.737	1:25.266	53.411	197.4	17:16.211
19	1	4:43.584	31.638	41.216	30.730	253.5	48:08.543	8	1	2:09.525	47.103	46.004	36.418		19:25.736
20	1	4:42.174	30.478	40.989	30.707	260.2	49:50.717	9	1	5:36.308	32.599	4:28.274	35.435	257.8	25:02.044
21	1	1:42.784	30.813	41.101	30.870	262.8	51:33.501	10	1	1:52.271	33.789	44.944	33.538	255.3	26:54.315
22	1	1:41.637	30.222	40.979	30.436	260.9	53:15.138	11	1	3:15.329	1:14.700	1:10.616	50.013		30:09.644
23	1	1:47.308	30.167	41.090	36.051	260.9	55:02.446	12	1	3:03.963	1:14.377	1:01.143	48.443		33:13.607
24	2	4:34.484	3:16.633	45.629	32.222	173.4	59:36.930	24 Racing Spirit of Lemman Ligier JS P325 - Toyota							
25	2	1:43.433	31.643	41.383	30.407	260.9	1:01:20.363	1.Christian GISY LMP35 Pro/Am							
26	2	1:40.701	30.171	40.580	29.950	262.1	1:03:01.064	2.Oskar KRISTENSEN							
27	2	1:40.039	29.746	40.156	30.137	262.1	1:04:41.103	1	1	2:28.321	40.706	53.993	53.622		2:28.321
28	2	1:40.374	30.011	40.271	30.092	262.8	1:06:21.477	2	1	3:17.632	1:09.878	1:16.338	51.416		5:45.953
29	2	1:42.088	30.388	40.863	30.837	262.8	1:08:03.565	3	1	2:41.322	1:05.917	54.561	40.844		8:27.275
30	2	1:41.616	30.123	41.183	30.310	262.8	1:09:45.181	4	1	1:46.740	31.911	42.865	31.964	257.8	10:14.015
31	2	1:40.362	29.972	40.371	30.019	266.0	1:11:25.543	5	1	1:45.464	31.253	42.641	31.570	259.0	11:59.479
32	2	1:40.298	29.903	40.351	30.044	262.1	1:13:05.841	6	1	1:54.401	30.992	49.209	34.200	260.9	13:53.880
33	2	4:40.531	29.869	40.549	30.113	262.8	1:14:46.372	7	1	3:06.011	48.848	1:25.421	51.742	160.0	16:59.891
34	2	4:40.872	29.705	40.456	30.714	263.4	1:16:27.244	8	1	2:16.617	43.461	55.220	37.936	199.6	19:16.508
35	2	4:42.960	31.633	40.903	30.424	252.3	1:18:10.204	9	1	1:47.666	31.590	43.870	32.206	258.4	21:04.174
36	2	1:40.745	29.899	40.562	30.284	262.1	1:19:50.949	10	1	2:24.669	31.756	1:14.787	38.126	260.2	23:28.843
37	2	1:41.132	30.027	40.582	30.523	262.8	1:21:32.081	11	1	3:06.938	51.399	1:21.711	53.828		26:35.781
38	2	1:41.277	30.192	40.610	30.475	262.1	1:23:13.358	12	1	3:18.561	1:12.155	1:16.291	50.115		29:54.342
39	2	1:41.374	30.287	40.792	30.295	262.8	1:24:54.732	13	1	3:04.228	1:08.632	1:08.566	47.030	142.9	32:58.570
40	2	1:41.600	30.092	40.862	30.646	261.5	1:26:36.332	14	1	3:15.191	1:13.563	1:09.516	52.112		36:13.761
41	2	1:41.757	30.193	40.771	30.793	260.2	1:28:18.089	15	1	3:30.544	1:06.016	1:06.894	1:17.634		39:44.305
42	2	1:41.615	30.201	40.740	30.674	262.1	1:29:59.704	16	1	2:47.480	59.222	1:06.860	41.398	183.7	42:31.785
43	2	4:41.333	29.989	40.730	30.644	262.1	1:31:41.037	17	1	2:13.841	43.735	53.013	37.093		44:45.626
44	2	1:41.758	30.445	40.727	30.586	260.9	1:33:22.795	18	1	1:46.147	31.715	42.660	31.772	259.6	46:31.773
45	2	1:41.498	30.078	40.939	30.481	261.5	1:35:04.293	19	1	4:44.884	30.906	42.188	31.790	260.9	48:16.657
46	2	1:43.740	31.579	41.386	30.775	262.1	1:36:48.033	20	1	4:44.925	31.487	42.442	31.296	257.8	50:01.582
47	2	1:41.829	30.163	40.941	30.725	262.1	1:38:29.862	21	1	1:44.123	30.758	41.960	31.405	260.9	51:45.705
48	2	1:43.841	30.322	41.508	32.011	263.4	1:40:13.703	22	1	1:44.984	31.037	42.587	31.360	260.2	53:30.689
49	2	1:45.135	30.975	42.207	31.953	260.9	1:41:58.838	23	1	1:43.895	30.779	41.951	31.165	259.6	55:14.584
50	2	1:45.241	31.161	42.686	31.394	264.7	1:43:44.079	24	1	1:51.684	30.757	42.180	38.747	258.4	57:06.268
51	2	1:41.931	30.487	40.805	30.639	261.5	1:45:26.010	25	2	4:28.209	3:11.793	44.078	32.338	176.2	1:01:34.477
52	2	1:43.011	30.534	41.594	30.883	259.0	1:47:09.021	26	2	1:43.140	31.085	41.573	30.482	257.1	1:03:17.617
53	2	1:42.000	30.250	41.033	30.717	260.9	1:48:51.021	27	2	4:41.045	30.053	40.616	30.376	260.9	1:04:58.662
54	2	1:42.414	30.506	40.975	30.933	262.1	1:50:33.435	28	2	4:45.753	29.945	40.739	35.099	261.5	1:06:44.415



LE MANS CUP



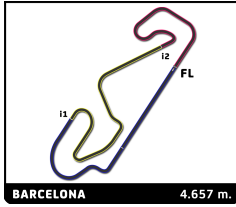
Michelin Le Mans Cup
Barcelona Round
Race

Sector Analysis

Lap under Red Flag Invalidated Lap Personal Best Session Best B Crossing the pit lane

Lap	D	Time	Sector 1	Sector 2	Sector 3	T. Spd	Elapsed	Lap	D	Time	Sector 1	Sector 2	Sector 3	T. Spd	Elapsed
29	2	2:00.354	49.415	40.659	30.280	188.2	1:08:44.769	18	2	1:44.278	30.808	41.937	31.533	265.4	46:28.652
30	2	1:41.592	29.714	41.250	30.628	263.4	1:10:26.361	19	2	1:43.339	30.596	42.366	30.377	263.4	48:11.991
31	2	1:40.395	30.077	40.333	29.985	262.8	1:12:06.756	20	2	1:42.731	30.684	41.768	30.279	264.7	49:54.722
32	2	1:40.207	29.755	40.401	30.051	262.1	1:13:46.963	21	2	1:40.810	29.995	40.632	30.183	264.1	51:35.532
33	2	1:40.348	29.690	40.544	30.147	261.5	1:15:27.311	22	2	1:40.908	30.003	40.852	30.053	263.4	53:16.440
34	2	1:40.736	30.134	40.573	30.029	260.9	1:17:08.047	23	2	1:41.133	30.039	40.837	30.257	262.1	54:57.573
35	2	1:40.492	29.762	40.626	30.104	261.5	1:18:48.539	24	2	1:42.483	29.925	41.407	31.151	262.8	56:40.056
36	2	1:40.691	29.872	40.650	30.169	261.5	1:20:29.230	25	2	1:42.559	31.232	40.866	30.461	264.1	58:22.615
37	2	1:41.114	29.983	40.633	30.498	261.5	1:22:10.344	26	2	1:47.116 B	30.240	40.952	35.924	266.7	1:00:09.731
38	2	1:42.148	30.527	41.314	30.307	264.1	1:23:52.492	27	1	4:31.093	3:14.984	44.016	32.093	186.9	1:04:40.824
39	2	1:40.747	29.762	40.674	30.311	261.5	1:25:33.239	28	1	1:44.990	31.607	42.618	30.765	260.9	1:06:25.814
40	2	1:41.452	29.984	40.964	30.504	262.1	1:27:14.691	29	1	1:43.269	30.408	41.502	31.359	261.5	1:08:09.083
41	2	1:41.372	30.079	40.974	30.319	262.8	1:28:56.063	30	1	1:43.125	30.749	41.626	30.750	264.1	1:09:52.208
42	2	1:41.244	30.040	40.743	30.461	262.1	1:30:37.307	31	1	1:42.768	30.187	41.150	31.431	261.5	1:11:34.976
43	2	1:41.770	30.142	41.242	30.386	262.8	1:32:19.077	32	1	1:42.056	30.324	41.278	30.454	263.4	1:13:17.032
44	2	1:41.887	30.537	40.956	30.394	263.4	1:34:00.964	33	1	1:41.658	29.999	41.081	30.578	262.1	1:14:58.690
45	2	1:41.160	30.018	40.881	30.261	261.5	1:35:42.124	34	1	1:41.832	30.158	41.104	30.570	262.1	1:16:40.522
46	2	1:41.253	29.897	40.794	30.562	262.1	1:37:23.377	35	1	1:41.838	30.346	40.976	30.516	261.5	1:18:22.360
47	2	1:41.021	30.232	40.661	30.128	262.8	1:39:04.398	36	1	1:41.804	30.186	41.032	30.586	262.1	1:20:04.164
48	2	1:41.256	29.967	40.806	30.483	261.5	1:40:45.654	37	1	1:41.905	30.120	41.090	30.695	262.8	1:21:46.069
49	2	1:41.508	30.081	40.945	30.482	262.1	1:42:27.162	38	1	1:43.686	30.488	41.519	31.679	264.1	1:23:29.755
50	2	1:41.386	30.143	40.946	30.297	262.1	1:44:08.548	39	1	1:42.051	30.365	41.240	30.446	261.5	1:25:11.806
51	2	1:41.216	29.894	40.903	30.419	262.1	1:45:49.764	40	1	1:41.896	30.179	41.065	30.652	259.6	1:26:53.702
52	2	1:41.675	30.176	40.969	30.530	261.5	1:47:31.439	41	1	1:42.108	30.292	41.160	30.656	261.5	1:28:35.810
53	2	1:41.703	30.017	41.244	30.442	262.8	1:49:13.142	42	1	1:43.314	30.254	41.351	31.709	262.8	1:30:19.124
54	2	1:41.182	30.097	40.691	30.394	262.1	1:50:54.324	43	1	1:44.024	30.504	41.354	32.166	262.8	1:32:03.148
55	2	1:42.249	30.235	41.218	30.796	264.1	1:52:36.573	44	1	1:42.431	30.564	41.167	30.700	259.6	1:33:45.579
56	2	1:44.856	31.489	41.640	31.727	262.8	1:54:21.429	45	1	1:42.215	30.240	41.220	30.755	262.8	1:35:27.794
57	2	1:43.680	30.926	41.917	30.837	265.4	1:56:05.109	46	1	1:42.383	30.335	41.245	30.803	262.1	1:37:10.177
58	2	1:42.319	30.217	41.227	30.875	263.4	1:57:47.428	47	1	1:42.384	30.338	41.400	30.646	260.9	1:38:52.561
59	2	1:43.737	30.641	41.889	31.207	264.7	1:59:31.165	48	1	1:48.770 B	30.401	41.518	36.851	260.2	1:40:41.331
60	2	1:45.585	31.043	43.223	31.319	265.4	2:01:16.750	49	1	2:03.699	50.802	41.920	30.977	190.5	1:42:45.030
61	2	1:44.562	30.691	42.280	31.591	261.5	2:03:01.312	50	1	1:43.027	30.327	41.536	31.164	266.0	1:44:28.057
26 Bretton Racing Ligier JS P325 - Toyota															
1.Kristian BROOKES LMP3															
2.Ewan THOMAS															
1	2	2:22.098	38.069	50.790	53.239		2:22.098	51	1	1:42.501	30.629	41.181	30.691	261.5	1:46:10.558
2	2	3:16.956	1:10.931	1:14.876	51.149	120.9	5:39.054	52	1	1:42.406	30.220	41.389	30.797	262.8	1:47:52.964
3	2	2:42.394	1:06.948	55.551	39.895		8:21.448	53	1	1:42.499	30.401	41.298	30.800	264.1	1:49:35.463
4	2	1:44.193	31.231	42.210	30.752	265.4	10:05.641	54	1	1:42.382	30.372	41.253	30.757	265.4	1:51:17.845
5	2	1:42.370	30.698	41.248	30.424	262.1	11:48.011	55	1	1:42.865	30.480	41.479	30.906	263.4	1:53:00.710
6	2	1:12.785	30.498	1:07.449	34.838	264.1	14:00.796	56	1	1:42.855	30.354	41.453	31.048	264.7	1:54:43.565
7	2	3:06.078	46.944	1:26.540	52.594	235.3	17:06.874	57	1	1:43.348	30.563	41.672	31.113	264.1	1:56:26.913
8	2	2:12.894	42.229	54.063	36.602	180.0	19:19.768	58	1	1:44.912	31.031	43.015	30.866	264.1	1:58:11.825
9	2	1:44.559	30.714	42.471	31.374	264.7	21:04.327	59	1	1:42.599	30.451	41.263	30.885	264.1	1:59:54.424
10	2	2:23.501	30.779	1:14.946	37.776	264.7	23:27.828	60	1	1:44.733	30.608	41.965	32.160	264.7	2:01:39.157
11	2	3:06.752	51.694	1:21.440	53.618		26:34.580	27 P4 Racing Ligier JS P325 - Toyota							
12	2	3:18.199	1:12.530	1:15.608	50.061		29:52.779	1.Andrew FERGUSON LMP3 Pro/Am							
13	2	3:04.480	1:08.923	1:08.777	46.780	144.6	32:57.259	2.Louis HAMILTON-SMITH							
14	2	3:15.155	1:14.294	1:09.187	51.674		36:12.414	1	1	2:29.735	40.998	54.995	53.742		2:29.735
15	2	3:29.652 B	1:06.394	1:07.176	1:16.082		39:42.066	2	1	3:17.625	1:09.699	1:16.599	51.327		5:47.360
16	2	2:48.953	1:00.717	1:06.391	41.845	187.2	42:31.019	3	1	2:40.271	1:05.806	54.367	40.098		8:27.631
17	2	2:13.355	43.467	53.012	36.876		44:44.374	4	1	1:47.322	32.279	42.939	32.104	255.3	10:14.953
								5	1	1:46.629	31.724	43.011	31.894	255.9	12:01.582
								6	1	1:55.261	31.512	48.782	34.967	255.9	13:56.843
								7	1	3:05.069	47.005	1:26.792	51.272	165.1	17:01.912





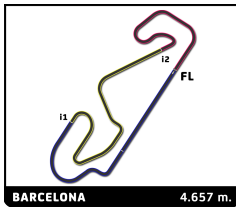
Michelin Le Mans Cup
Barcelona Round
Race

Sector Analysis

Lap under Red Flag Invalidated Lap Personal Best Session Best Crossing the pit lane

Lap	D	Time	Sector 1	Sector 2	Sector 3	T. Spd	Elapsed	Lap	D	Time	Sector 1	Sector 2	Sector 3	T. Spd	Elapsed
8	1	2:15.032	43.134	54.593	37.305	190.8	19:16.944	<div style="border: 1px solid black; padding: 5px;"> 29 Forestier Racing by VPS 1. Luciano MORANO 2. Rooe MEYUHAS Ligier JS P325 - Toyota LMP3 </div>							
9	1	1:47.976	32.031	43.674	32.271	257.1	21:04.920								
10	1	2:27.513	32.828	1:16.824	37.861	257.8	23:32.433	1	2	2:10.894	34.433	42.367	54.094		2:10.894
11	1	3:07.181	51.572	1:20.645	54.964		26:39.614	2	2	3:17.526	1:09.811	1:15.126	52.589	131.4	5:28.420
12	1	3:18.558	1:13.704	1:15.094	49.760		29:58.172	3	2	2:46.191	1:05.767	55.705	44.719		8:14.611
13	1	3:05.741	1:10.556	1:07.260	47.925	132.8	33:03.913	4	2	1:42.185	30.752	41.109	30.324	257.8	9:56.796
14	1	3:14.182	1:11.524	1:09.228	53.430		36:18.095	5	2	1:40.342	29.868	40.603	29.871	260.2	11:37.138
15	1	3:32.484	B 1:05.116	1:07.717	1:19.651	139.7	39:50.579	6	2	1:54.355	29.821	40.565	43.969	260.9	13:31.493
16	1	2:45.593	57.284	1:06.537	41.772	176.5	42:36.172	7	2	3:12.001	56.275	1:23.134	52.592	133.8	16:43.494
17	1	2:11.934	44.494	52.099	35.341		44:48.106	8	2	2:22.516	45.019	55.463	42.034	134.3	19:06.010
18	1	1:46.957	31.681	43.445	31.831	255.9	46:35.063	9	2	1:40.390	30.250	40.437	29.703	259.6	20:46.400
19	1	1:45.719	31.317	42.646	31.756	256.5	48:20.782	10	2	2:24.072	29.651	1:00.510	53.911	260.9	23:10.472
20	1	1:45.558	31.312	42.520	31.726	257.8	50:06.340	11	2	3:07.947	52.866	1:18.314	56.767		26:18.419
21	1	1:51.993	B 31.353	42.699	37.941	257.8	51:58.333	12	2	3:16.469	1:10.801	1:15.833	49.835		29:34.888
22	2	4:36.965	3:15.319	48.056	33.590	149.8	56:35.298	13	2	3:06.653	1:06.138	1:11.212	49.303		32:41.541
23	2	1:45.948	32.577	42.516	30.855	242.2	58:21.246	14	2	3:12.170	1:08.635	1:11.292	52.243		35:53.711
24	2	1:43.045	30.362	41.933	30.750	259.0	1:00:04.291	15	2	3:15.536	B 1:05.358	1:07.245	1:02.933		39:09.247
25	2	1:41.579	30.123	41.274	30.182	258.4	1:01:45.870	16	2	3:02.737	1:15.669	1:03.767	43.301		42:11.984
26	2	1:41.368	30.020	41.240	30.108	260.2	1:03:27.238	17	2	2:21.677	45.310	54.925	41.442	155.8	44:33.661
27	2	1:41.200	29.874	41.099	30.227	260.9	1:05:08.438	18	2	1:41.228	30.312	40.984	29.932	260.9	46:14.889
28	2	1:41.340	29.882	41.048	30.410	259.6	1:06:49.778	19	2	1:40.189	29.761	40.543	29.885	261.5	47:55.078
29	2	1:41.937	30.031	41.148	30.758	259.0	1:08:31.715	20	2	1:39.782	29.712	40.355	29.715	262.1	49:34.860
30	2	1:41.370	30.114	41.066	30.190	260.9	1:10:13.085	21	2	1:39.761	29.575	40.327	29.859	261.5	51:14.621
31	2	1:41.087	29.974	40.895	30.218	259.6	1:11:54.172	22	2	1:40.131	29.950	40.400	29.781	257.1	52:54.752
32	2	1:41.759	30.206	41.160	30.393	259.6	1:13:35.931	23	2	1:39.795	29.603	40.440	29.752	260.9	54:34.547
33	2	1:41.767	30.194	41.130	30.443	260.2	1:15:17.698	24	2	1:39.666	29.607	40.287	29.772	261.5	56:14.213
34	2	1:41.802	30.130	41.142	30.530	260.2	1:16:59.500	25	2	1:39.801	29.666	40.198	29.937	260.9	57:54.014
35	2	1:42.111	30.241	41.402	30.468	260.2	1:18:41.611	26	2	1:40.427	29.930	40.554	29.943	261.5	59:34.441
36	2	1:43.029	30.320	41.644	31.065	259.6	1:20:24.640	27	2	1:39.796	29.604	40.303	29.889	262.8	1:01:14.237
37	2	1:42.942	30.764	41.533	30.645	260.9	1:22:07.582	28	2	1:44.748	B 29.477	40.321	34.950	262.1	1:02:58.985
38	2	1:42.337	30.300	41.400	30.637	258.4	1:23:49.919	29	1	4:26.036	3:11.635	43.413	30.988	183.4	1:07:25.021
39	2	1:42.205	30.270	41.433	30.502	258.4	1:25:32.124	30	1	1:42.168	30.502	41.162	30.504	259.0	1:09:07.189
40	2	1:41.978	30.270	41.111	30.597	258.4	1:27:14.102	31	1	1:42.363	30.112	41.705	30.546	260.9	1:10:49.552
41	2	1:43.485	30.865	42.006	30.614	259.0	1:28:57.587	32	1	1:39.792	29.872	40.275	29.645	260.2	1:12:29.344
42	2	1:42.235	30.319	41.383	30.533	259.6	1:30:39.822	33	1	1:39.773	29.688	40.243	29.842	260.9	1:14:09.117
43	2	1:42.567	30.307	41.600	30.660	258.4	1:32:22.389	34	1	1:39.505	29.639	40.105	29.761	260.2	1:15:48.622
44	2	1:42.455	30.379	41.421	30.655	258.4	1:34:04.844	35	1	1:39.774	29.590	40.456	29.728	261.5	1:17:28.396
45	2	1:43.252	30.654	41.540	31.058	260.9	1:35:48.096	36	1	1:40.220	29.735	40.481	30.004	262.1	1:19:08.616
46	2	1:43.138	30.524	41.606	31.008	260.9	1:37:31.234	37	1	1:42.317	30.161	41.602	30.554	262.1	1:20:50.933
47	2	1:43.860	31.110	41.723	31.027	263.4	1:39:15.094	38	1	1:44.020	31.220	41.733	31.067	257.1	1:22:34.953
48	2	1:43.144	30.853	41.424	30.867	262.8	1:40:58.238	39	1	1:40.930	30.042	40.652	30.236	260.2	1:24:15.883
49	2	1:43.348	30.542	41.742	31.064	259.6	1:42:41.586	40	1	1:41.731	30.061	41.320	30.350	262.1	1:25:57.614
50	2	1:45.051	31.775	42.042	31.234	232.8	1:44:26.637	41	1	1:40.504	29.988	40.487	30.029	260.2	1:27:38.118
51	2	1:42.986	30.580	41.516	30.890	259.0	1:46:09.623	42	1	1:40.986	29.977	40.729	30.280	259.0	1:29:19.104
52	2	1:42.428	30.507	41.375	30.546	259.0	1:47:52.051	43	1	1:41.304	30.119	40.916	30.269	259.0	1:31:00.408
53	2	1:42.182	30.456	41.155	30.571	259.6	1:49:34.233	44	1	1:41.254	30.133	40.756	30.365	260.2	1:32:41.662
54	2	1:42.666	30.467	41.468	30.731	259.6	1:51:16.899	45	1	1:43.201	30.209	41.983	31.009	262.1	1:34:24.863
55	2	1:43.021	30.544	41.684	30.793	259.0	1:52:59.920	46	1	1:42.051	30.685	41.204	30.162	259.0	1:36:06.914
56	2	1:43.048	30.466	41.694	30.888	259.0	1:54:42.968	47	1	1:41.060	30.024	40.826	30.210	260.2	1:37:47.974
57	2	1:43.518	30.596	41.701	31.221	259.0	1:56:26.486	48	1	1:41.459	30.112	40.862	30.485	260.2	1:39:29.433
58	2	1:46.376	30.709	44.481	31.186	258.4	1:58:12.862	49	1	1:41.632	30.266	40.828	30.538	259.6	1:41:11.065
59	2	1:44.314	30.676	41.671	31.967	260.2	1:59:57.176	50	1	1:43.117	30.420	42.020	30.677	262.1	1:42:54.182
60	2	1:45.872	30.804	42.498	32.570	259.0	2:01:43.048								





Michelin Le Mans Cup
Barcelona Round
Race

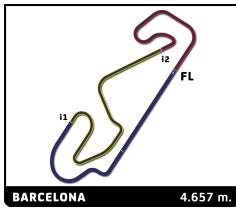
Sector Analysis

Lap under Red Flag Invalidated Lap Personal Best Session Best B Crossing the pit lane

Lap	D	Time	Sector 1	Sector 2	Sector 3	T. Spd	Elapsed	Lap	D	Time	Sector 1	Sector 2	Sector 3	T. Spd	Elapsed
51	1	1:41.536	30.178	40.845	30.513	260.9	1:44:35.718	40	2	1:42.446	30.431	41.135	30.880	257.1	1:26:47.677
52	1	1:42.166	30.223	41.288	30.655	261.5	1:46:17.884	41	2	1:42.991	30.705	41.537	30.749	257.1	1:28:30.668
53	1	1:45.499	30.421	41.934	33.144	261.5	1:48:03.383	42	2	1:42.630	30.489	41.263	30.878	257.1	1:30:13.298
54	1	1:43.734	30.966	41.650	31.118	260.2	1:49:47.117	43	2	1:42.265	30.457	41.359	30.449	256.5	1:31:55.563
55	1	1:42.046	30.382	41.084	30.580	261.5	1:51:29.163	44	2	1:41.960	30.470	40.911	30.579	257.1	1:33:37.523
56	1	1:42.156	30.253	41.403	30.500	261.5	1:53:11.319	45	2	1:42.684	30.482	41.370	30.832	255.9	1:35:20.207
57	1	1:42.048	30.360	41.074	30.614	262.1	1:54:53.367	46	2	1:42.718	30.644	41.286	30.788	256.5	1:37:02.925
58	1	1:42.744	30.274	41.276	31.194	262.8	1:56:36.111	47	2	1:42.574	30.483	41.282	30.809	256.5	1:38:45.499
59	1	1:42.622	30.333	41.221	31.068	260.9	1:58:18.733	48	2	1:42.333	30.424	41.116	30.793	257.1	1:40:27.832
60	1	1:42.422	30.342	41.348	30.732	260.9	2:00:01.155	49	2	1:42.903	30.667	41.404	30.832	257.8	1:42:10.735
61	1	1:43.037	30.309	41.447	31.281	261.5	2:01:44.192	50	2	1:43.368	30.701	41.815	30.852	257.8	1:43:54.103
34 Inter Europol Competition Ligier JS P325 - Toyota 1.Alexander BUKHANTSOV LMP3 Pro/Am 2.Rashid SHAWN								51 2 1:44.914 30.584 43.246 31.084 257.1 1:45:39.017							
1	1	2:23.095	38.651	51.588	52.856		2:23.095	52	2	1:43.205	30.488	41.639	31.078	259.0	1:47:22.222
2	1	3:16.799	1:10.920	1:15.205	50.674		5:39.894	53	2	1:43.643	30.709	41.706	31.228	257.8	1:49:05.865
3	1	2:42.641	1:07.380	55.433	39.828		8:22.535	54	2	1:44.095	30.830	42.019	31.246	258.4	1:50:49.960
4	1	1:44.904	31.462	42.133	31.309	255.9	10:07.439	55	2	1:45.420	31.061	42.753	31.606	260.9	1:52:35.380
5	1	1:43.578	30.866	41.939	30.773	260.9	11:51.017	56	2	1:45.866	30.854	42.376	32.636	258.4	1:54:21.246
6	1	1:52.757	30.533	44.221	38.003	258.4	13:43.774	57	2	1:46.626	31.524	42.777	32.325	259.6	1:56:07.872
7	1	3:10.301	53.674	1:23.795	52.832	137.6	16:54.075	58	2	1:45.918	31.394	42.804	31.720	259.0	1:57:53.790
8	1	2:18.636	44.093	55.955	38.588	213.0	19:12.711	59	2	1:44.997	31.003	42.599	31.395	259.6	1:59:38.787
9	1	1:43.493	30.995	41.796	30.702	254.7	20:56.204	60	2	1:44.602	31.136	42.098	31.368	262.1	2:01:23.389
10	1	2:25.724	30.508	1:10.925	44.291	257.1	23:21.928	61	2	1:45.955	30.962	42.896	32.097	257.1	2:03:09.344
11 1 3:06.119 51.535 1:21.057 53.527 26:28.047								36 Ajith Redant Racing Ligier JS P325 - Toyota 1.Aditya PATEL LMP3 2.Narain KARTHIKEYAN							
12	1	1:13.241	1:13.544	1:14.965	49.732		29:46.288	1	1	2:46.200	44.757	1:05.331	56.112		2:46.200
13	1	3:05.869	1:07.630	1:09.603	48.636		32:52.157	2	1	3:12.545	1:04.296	1:15.352	52.897		5:58.745
14	1	3:13.366	1:12.956	1:09.626	50.784		36:05.523	3	1	2:36.201	1:03.565	54.373	38.263		8:34.946
15	1	3:24.989	1:07.235	1:07.289	1:10.465	120.7	39:30.512	4	1	1:45.755	32.488	42.402	30.865	262.8	10:20.701
16	1	2:53.873	1:06.286	1:05.738	41.849	168.7	42:24.385	5	1	1:45.287	31.095	42.039	32.153	262.1	12:05.988
17	1	2:16.727	44.861	53.554	38.312	128.4	44:41.112	6	1	1:54.117	30.765	48.384	34.968	261.5	14:00.105
18	1	1:45.406	31.582	42.632	31.192	254.7	46:26.518	7	1	3:05.999	47.033	1:26.287	52.679	214.7	17:06.104
19	1	1:45.052	31.648	42.371	31.033	255.3	48:11.570	8	1	2:13.494	42.528	53.578	37.388	160.0	19:19.598
20	1	1:44.239	30.848	42.103	31.288	257.8	49:55.809	9	1	1:45.426	31.323	43.009	31.094	259.6	21:05.024
21	1	1:43.579	31.177	41.692	30.710	256.5	51:39.388	10	1	2:24.562	31.255	1:15.192	38.115	262.8	23:29.586
22	1	1:42.655	30.739	41.434	30.482	256.5	53:22.043	11	1	3:07.364	51.792	1:21.422	54.150		26:36.950
23	1	1:43.111	30.440	41.752	30.919	255.9	55:05.154	12	1	3:18.011	1:12.670	1:16.067	49.274		29:54.961
24	1	1:42.592	30.442	41.747	30.403	257.1	56:47.746	13	1	3:05.470	1:09.235	1:08.816	47.419	137.9	33:00.431
25	1	1:49.310	30.585	42.214	36.511	257.1	58:37.056	14	1	3:14.784	1:12.776	1:09.227	52.781		36:15.215
26	2	4:29.810	3:14.184	43.534	32.092	181.8	1:03:06.866	15	1	3:31.504	1:05.760	1:06.685	1:19.059		39:46.719
27	2	1:41.963	30.690	41.260	30.013	255.9	1:04:48.829	16	1	2:46.386	58.110	1:06.367	41.909	176.8	42:33.105
28	2	1:40.909	30.040	40.872	29.997	257.1	1:06:29.738	17	1	2:12.678	43.846	52.945	35.887		44:45.783
29	2	1:40.595	29.965	40.676	29.954	257.8	1:08:10.333	18	1	1:43.444	30.868	42.300	30.276	261.5	46:29.227
30	2	1:42.259	30.205	41.368	30.686	257.8	1:09:52.592	19	1	1:43.567	30.606	42.080	30.881	261.5	48:12.794
31	2	1:41.694	30.214	41.116	30.364	258.4	1:11:34.286	20	1	1:43.174	30.310	41.750	31.114	260.2	49:55.968
32	2	1:40.978	30.261	40.700	30.017	256.5	1:13:15.264	21	1	1:41.942	30.436	40.993	30.513	262.1	51:37.910
33	2	1:40.749	29.965	40.673	30.111	257.1	1:14:56.013	22	1	1:41.805	30.194	41.391	30.220	259.6	53:19.715
34	2	1:40.712	30.058	40.595	30.059	257.8	1:16:36.725	23	1	1:41.136	30.012	40.855	30.269	260.2	55:00.851
35	2	1:40.956	30.174	40.663	30.119	257.8	1:18:17.681	24	1	1:48.547	29.865	40.852	37.830	260.9	56:49.398
36	2	1:42.296	30.102	41.066	31.128	257.8	1:19:59.977	25	2	4:27.391	3:11.468	43.685	32.238	178.8	1:01:16.789
37	2	1:41.467	30.328	40.842	30.297	259.0	1:21:41.444	26	2	1:42.873	30.950	41.384	30.539	259.0	1:02:59.662
38	2	1:41.750	30.235	40.939	30.576	256.5	1:23:23.194	27	2	1:41.264	29.804	40.712	30.748	259.6	1:04:40.926
39	2	1:42.037	30.271	41.130	30.636	256.5	1:25:05.231	28	2	1:42.887	31.628	41.224	30.035	250.6	1:06:23.813



LE MANS CUP



Michelin Le Mans Cup
Barcelona Round
Race

Sector Analysis

Lap under Red Flag Invalidated Lap Personal Best Session Best Crossing the pit lane

Lap	D	Time	Sector 1	Sector 2	Sector 3	T. Spd	Elapsed	Lap	D	Time	Sector 1	Sector 2	Sector 3	T. Spd	Elapsed
29	2	1:40.775	29.867	40.722	30.186	260.2	1:08:04.588	18	1	1:43.402	30.872	41.814	30.716	262.1	46:19.440
30	2	1:41.322	30.139	40.867	30.316	260.2	1:09:45.910	19	1	1:42.021	30.311	41.235	30.475	262.1	48:01.461
31	2	1:41.689	30.241	41.138	30.310	259.6	1:11:27.599	20	1	1:41.684	30.221	41.085	30.378	260.9	49:43.145
32	2	1:41.296	29.994	41.001	30.301	262.8	1:13:08.895	21	1	1:41.269	30.250	40.762	30.257	262.1	51:24.414
33	2	1:41.256	30.051	40.944	30.261	263.4	1:14:50.151	22	1	1:41.429	30.278	40.856	30.295	261.5	53:05.843
34	2	1:41.513	30.013	40.957	30.543	262.8	1:16:31.664	23	1	1:42.889	30.980	41.387	30.522	260.9	54:48.732
35	2	1:41.353	29.988	40.949	30.416	262.1	1:18:13.017	24	1	1:42.177	30.194	41.629	30.354	261.5	56:30.909
36	2	1:43.664	31.325	41.854	30.485	267.3	1:19:56.681	25	1	1:41.551	30.211	40.962	30.378	261.5	58:12.460
37	2	1:41.303	29.963	40.940	30.400	261.5	1:21:37.984	26	1	1:43.385	31.674	41.158	30.553	261.5	59:55.845
38	2	1:41.440	30.178	40.787	30.445	260.2	1:23:19.394	27	1	1:42.269	30.741	41.102	30.426	261.5	1:01:38.114
39	2	1:41.633	30.150	40.907	30.576	260.2	1:25:01.027	28	1	1:48.184 B	30.164	41.185	36.835	262.1	1:03:26.298
40	2	1:44.337	30.036	42.783	31.518	259.6	1:26:45.364	29	2	4:32.757	3:12.270	47.552	32.935	183.1	1:07:59.055
41	2	1:41.592	30.143	40.901	30.548	260.2	1:28:26.956	30	2	1:43.082	31.161	41.454	30.467	257.8	1:09:42.137
42	2	1:42.271	30.395	41.155	30.721	260.9	1:30:09.227	31	2	1:40.904	30.074	40.740	30.090	259.6	1:11:23.041
43	2	1:41.781	30.225	41.003	30.553	260.2	1:31:51.008	32	2	1:40.554	29.943	40.566	30.045	260.9	1:13:03.595
44	2	1:41.823	30.366	40.982	30.475	260.2	1:33:32.831	33	2	1:40.885	29.902	40.806	30.177	261.5	1:14:44.480
45	2	1:42.114	30.295	41.096	30.723	260.9	1:35:14.945	34	2	1:41.474	30.030	41.046	30.398	262.1	1:16:25.954
46	2	1:42.390	30.465	41.244	30.681	260.2	1:36:57.335	35	2	1:41.124	30.053	40.611	30.460	261.5	1:18:07.078
47	2	1:41.888	30.223	41.072	30.593	260.9	1:38:39.223	36	2	1:41.109	29.967	40.933	30.209	261.5	1:19:48.187
48	2	1:42.419	30.270	41.316	30.833	262.1	1:40:21.642	37	2	1:41.047	29.989	40.685	30.373	261.5	1:21:29.234
49	2	1:43.740	30.281	41.502	31.927	262.1	1:42:05.352	38	2	1:43.172	30.633	40.796	31.743	262.1	1:23:12.406
50	2	1:44.150	31.274	41.706	31.173	254.1	1:43:49.502	39	2	1:41.362	30.217	40.786	30.359	260.2	1:24:53.768
51	2	1:42.960	30.560	41.313	31.087	260.9	1:45:32.462	40	2	1:41.137	29.937	40.820	30.380	260.9	1:26:34.905
52	2	1:44.419	30.564	42.107	31.748	261.5	1:47:16.881	41	2	1:41.513	30.149	40.890	30.474	260.9	1:28:16.418
53	2	1:45.391	31.119	42.801	31.471	265.4	1:49:02.272	42	2	1:41.514	30.119	40.952	30.443	261.5	1:29:57.932
54	2	1:44.367	31.143	42.430	30.794	260.2	1:50:46.639	43	2	1:41.998	30.242	41.015	30.741	261.5	1:31:39.930
55	2	1:42.602	30.273	41.260	31.069	260.9	1:52:29.241	44	2	1:41.474	30.213	40.929	30.338	260.9	1:33:21.401
56	2	1:42.222	30.233	41.134	30.855	260.2	1:54:11.463	45	2	1:42.041	30.267	40.905	30.869	261.5	1:35:03.442
57	2	1:42.580	30.219	41.325	31.036	260.2	1:55:54.043	46	2	1:41.898	30.260	40.938	30.700	263.4	1:36:45.340
58	2	1:43.450	30.431	41.764	31.255	260.2	1:57:37.493	47	2	1:42.424	30.273	41.252	30.899	262.1	1:38:27.764
59	2	1:43.330	30.562	41.581	31.187	262.1	1:59:20.823	48	2	1:44.533	30.504	42.959	31.070	263.4	1:40:12.297
60	2	1:44.936	30.664	42.024	32.248	261.5	2:01:05.759	49	2	1:45.996	31.174	42.729	32.093	264.1	1:41:58.293
61	2	1:46.601	31.198	43.224	32.179	264.7	2:02:52.360	50	2	1:41.817	30.359	40.937	30.521	262.8	1:43:40.110

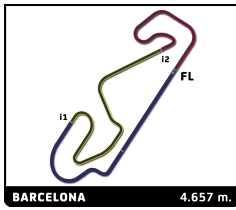
43		Inter Europol Competition					Ligier JS P325 - Toyota LMP3								
		1.Christian DANNEMAND JC													
		2.William KARLSSON													
1	1	2:16.373	36.546	46.442	53.385		2:16.373								
2	1	3:17.275	1:10.600	1:14.700	51.975	141.0	5:33.648								
3	1	2:44.482	1:06.677	55.253	42.552		8:18.130								
4	1	1:43.331	31.151	41.645	30.535	260.9	10:01.461								
5	1	1:42.177	30.444	41.200	30.533	260.9	11:43.638								
6	1	1:52.042	30.269	42.012	39.761	260.9	13:35.680								
7	1	3:12.171	56.466	1:23.212	52.493	129.8	16:47.851								
8	1	2:20.371	45.033	54.975	40.363	154.5	19:08.222								
9	1	1:43.582	30.891	41.767	30.924	262.1	20:51.804								
10	1	2:22.476	30.656	1:04.454	47.366	261.5	23:14.280								
11	1	3:07.964	53.028	1:19.554	55.382	146.7	26:22.244								
12	1	3:16.244	1:11.272	1:15.479	49.493	126.3	29:38.488								
13	1	3:06.760	1:07.176	1:10.698	48.886		32:45.248								
14	1	3:13.218	1:10.710	1:10.144	52.364	123.6	35:58.466								
15	1	3:19.394 B	1:05.135	1:07.315	1:06.944		39:17.860								
16	1	2:58.223	1:11.783	1:03.576	42.864		42:16.083								
17	1	2:19.955	45.684	54.380	39.891	142.3	44:36.038								

51	2	1:41.544	30.185	41.031	30.328	261.5	1:45:21.654								
52	2	1:41.437	30.029	40.859	30.549	262.1	1:47:03.091								
53	2	1:43.531	30.802	41.700	31.029	262.8	1:48:46.622								
54	2	1:42.052	30.251	41.032	30.769	264.1	1:50:28.674								
55	2	1:42.122	30.199	41.290	30.633	262.1	1:52:10.796								
56	2	1:42.429	30.327	41.076	31.026	260.9	1:53:53.225								
57	2	1:42.021	30.292	40.906	30.823	261.5	1:55:35.246								
58	2	1:42.976	30.904	41.235	30.837	265.4	1:57:18.222								
59	2	1:43.175	30.461	41.264	31.450	262.8	1:59:01.397								
60	2	1:42.489	30.666	41.099	30.724	260.9	2:00:43.886								
61	2	1:43.279	30.451	41.193	31.635	263.4	2:02:27.165								

49		High Class Racing					Ligier JS P325 - Toyota LMP3 Pro/Am								
		1.Michael HOVE													
		2.Andrew RACKSTRAW													
1	1	2:44.163	42.601	1:04.403	57.159		2:44.163								
2	1	3:11.174	1:03.308	1:15.215	52.651		5:55.337								
3	1	2:38.515	1:03.943	54.537	40.035		8:33.852								
4	1	1:49.237	32.669	43.301	33.267	254.7	10:23.089								
5	1	1:47.240	31.519	42.796	32.925	256.5	12:10.329								
6	1	1:55.907	31.779	48.614	35.514	256.5	14:06.236								



LE MANS CUP



Michelin Le Mans Cup
Barcelona Round
Race

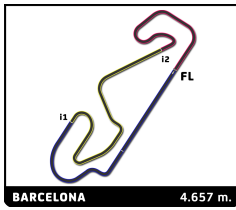
Sector Analysis

Lap under Red Flag Invalidated Lap Personal Best Session Best Crossing the pit lane

Lap	D	Time	Sector 1	Sector 2	Sector 3	T. Spd	Elapsed	Lap	D	Time	Sector 1	Sector 2	Sector 3	T. Spd	Elapsed
7	1	3:05.477	45.927	1:25.737	53.813	222.2	17:11.713	48	2	1:40.133	29.846	40.299	29.988	263.4	1:39:34.837
8	1	2:11.750	45.674	48.400	37.676	139.7	19:23.463	49	2	1:40.525	29.962	40.518	30.045	264.1	1:41:15.362
9	1	1:48.118	32.388	43.657	32.073	255.9	21:11.581	50	2	1:40.914	29.769	40.515	30.630	264.1	1:42:56.276
50 23Events Racing Ligier JS P325 - Toyota 1.Giovanni MASCHIO LMP3 2.Colin QUEEN								51 AF Corse Ferrari 296 GT3 Evo 1.Alessandro COZZI GT3 2.Eliseo DONNO							
1	1	2:17.946	37.534	47.326	53.086		2:17.946	1	1	2:32.816	43.093	56.038	53.685		2:32.816
2	1	3:17.476	1:10.773	1:15.219	51.484	120.9	5:35.422	2	1	3:18.928	1:09.983	1:17.109	51.836		5:51.744
3	1	2:43.792	1:07.315	54.734	41.743		8:19.214	3	1	2:38.823	1:04.319	54.734	39.770		8:30.567
4	1	1:44.122	31.022	42.308	30.792	259.6	10:03.336	4	1	1:47.503	31.659	43.462	32.382	254.7	10:18.070
5	1	1:42.372	30.606	41.331	30.435	260.2	11:45.708	5	1	4:42.711	31.521	42.693	3:28.497	257.8	15:00.781
6	1	1:52.946	30.245	44.494	38.207	261.5	13:38.654	6	1	2:17.329	32.761	50.855	53.713	252.3	17:18.110
7	1	3:12.665	56.009	1:23.327	53.329		16:51.319	7	1	2:08.577	46.835	45.595	36.147	128.1	19:26.687
8	1	2:18.418	44.258	55.039	39.121	184.6	19:09.737	8	1	4:47.694	31.791	43.956	34.947	258.4	21:14.381
9	1	1:43.033	30.578	41.690	30.765	261.5	20:52.770	9	1	2:42.391	37.229	1:18.494	46.668	260.2	23:56.772
10	1	2:24.818	30.509	1:08.896	45.413	262.8	23:17.588	10	1	2:51.066	33.879	1:21.354	55.833	254.1	26:47.838
11	1	3:07.666	53.318	1:20.015	54.333	131.1	26:25.254	11	1	3:17.317	1:15.889	1:13.102	48.326		30:05.155
12	1	3:17.773	1:12.964	1:15.006	49.803		29:43.027	12	1	3:05.197	1:14.758	1:02.373	48.066		33:10.352
13	1	3:06.070	1:07.466	1:09.832	48.772		32:49.097	13	1	3:16.679	1:12.546	1:09.106	55.027		36:27.031
14	1	3:13.394	1:11.928	1:09.833	51.633		36:02.491	14	1	3:40.290	1:05.002	1:04.981	1:30.307	157.2	40:07.321
15	1	3:21.799	1:06.203	1:07.231	1:08.365		39:24.290	15	1	2:38.390	55.261	1:00.111	43.018	168.2	42:45.711
16	1	2:56.509	1:09.254	1:04.361	42.894	128.6	42:20.799	16	1	2:07.386	40.845	51.871	34.670	194.2	44:53.097
17	1	2:17.796	44.873	54.491	38.432	134.3	44:38.595	17	1	1:48.878	31.960	44.134	32.784	257.1	46:41.975
18	1	1:42.934	30.847	41.454	30.633	260.2	46:21.529	18	1	1:47.978	32.127	43.153	32.698	261.5	48:29.953
19	1	1:42.084	30.510	41.209	30.365	264.1	48:03.613	19	1	1:54.029	32.422	43.254	38.353	258.4	50:23.982
20	1	1:41.612	30.277	40.971	30.364	263.4	49:45.225	20	1	2:22.498	1:02.203	42.717	37.578	184.0	52:46.480
21	1	1:41.889	30.365	41.019	30.505	263.4	51:27.114	21	1	2:06.718	51.586	43.153	31.979	184.3	54:53.198
22	1	1:42.231	30.645	41.278	30.308	255.3	53:09.345	22	1	1:47.585	32.107	43.572	31.906	256.5	56:40.783
23	1	1:47.421	30.026	41.854	35.541	262.1	54:56.766	23	1	4:45.774	31.748	42.563	34.463	259.0	58:26.557
24	2	4:24.925	3:11.154	42.924	30.847	187.5	59:21.691	24	1	1:45.838	31.523	42.905	31.410	258.4	1:00:12.395
25	2	1:42.190	30.684	41.519	29.987	261.5	1:01:03.881	25	1	1:51.985	31.545	42.810	37.630	258.4	1:02:04.380
26	2	1:40.923	29.886	41.354	29.683	262.1	1:02:44.804	26	2	4:30.067	3:14.429	44.026	31.612	177.3	1:06:34.447
27	2	1:39.780	29.716	40.317	29.747	263.4	1:04:24.584	27	2	4:45.299	31.242	42.110	34.947	254.7	1:08:19.746
28	2	1:38.643	29.397	39.876	29.370	262.8	1:06:03.227	28	2	1:42.767	30.895	41.357	30.515	259.0	1:10:02.513
29	2	1:38.853	29.353	39.991	29.509	264.1	1:07:42.080	29	2	1:43.588	30.704	42.009	30.875	259.0	1:11:46.101
30	2	1:39.110	29.728	39.982	29.400	264.1	1:09:21.190	30	2	1:42.818	30.694	41.413	30.711	258.4	1:13:28.919
31	2	1:39.604	29.479	40.551	29.574	263.4	1:11:00.794	31	2	1:42.659	30.655	41.395	30.609	259.0	1:15:11.578
32	2	1:39.214	29.605	40.096	29.513	264.7	1:12:40.008	32	2	1:43.567	30.706	41.908	30.953	258.4	1:16:55.145
33	2	1:40.741	29.501	40.024	31.216	263.4	1:14:20.749	33	2	1:43.474	30.738	41.600	31.136	258.4	1:18:38.619
34	2	1:40.230	29.870	40.495	29.865	262.1	1:16:00.979	34	2	4:45.857	31.895	42.533	31.429	261.5	1:20:24.476
35	2	1:39.679	29.725	40.269	29.685	263.4	1:17:40.658	35	2	4:45.225	31.545	42.356	34.324	260.2	1:22:09.701
36	2	1:39.652	29.605	40.170	29.877	264.7	1:19:20.310	36	2	4:45.069	34.474	42.510	31.388	260.2	1:23:54.770
37	2	1:39.911	29.719	40.386	29.806	263.4	1:21:00.221								
38	2	1:40.307	29.748	40.535	30.024	264.1	1:22:40.528								
39	2	4:41.249	29.893	40.627	30.729	264.1	1:24:21.777								
40	2	1:43.783	30.304	42.036	31.443	264.1	1:26:05.560								
41	2	4:42.044	30.545	40.990	30.479	266.7	1:27:47.574								
42	2	1:41.485	30.253	40.785	30.447	265.4	1:29:29.059								
43	2	1:41.312	29.994	40.859	30.459	264.7	1:31:10.371								
44	2	1:41.020	29.904	40.637	30.479	263.4	1:32:51.391								
45	2	1:41.775	30.149	41.044	30.582	265.4	1:34:33.166								
46	2	1:40.493	29.942	40.410	30.141	262.8	1:36:13.659								
47	2	1:41.045	29.943	41.051	30.051	263.4	1:37:54.704								



LE MANS CUP



Michelin Le Mans Cup
Barcelona Round
Race

Sector Analysis

Lap under Red Flag Invalidated Lap Personal Best Session Best Crossing the pit lane

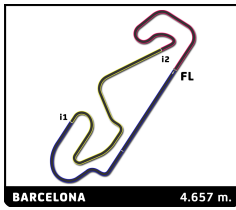
Lap	D	Time	Sector 1	Sector 2	Sector 3	T. Spd	Elapsed	Lap	D	Time	Sector 1	Sector 2	Sector 3	T. Spd	Elapsed
37	2	1:44.727	31.293	42.220	31.214	260.2	1:25:39.497	29	2	1:42.574	30.520	41.357	30.697	259.6	1:08:48.123
38	2	1:45.178	31.131	42.636	31.411	260.9	1:27:24.675	30	2	1:42.782	30.495	41.621	30.666	259.6	1:10:30.905
39	2	1:44.984	31.093	42.521	31.370	259.6	1:29:09.659	31	2	1:42.803	30.584	41.614	30.605	260.2	1:12:13.708
40	2	1:44.617	31.122	42.352	31.143	259.6	1:30:54.276	32	2	1:44.019	30.631	41.698	31.690	260.9	1:13:57.727
41	2	1:45.754	31.145	42.660	31.949	259.6	1:32:40.030	33	2	1:43.221	30.709	41.770	30.742	260.2	1:15:40.948
42	2	1:46.477	31.431	43.085	31.961	257.8	1:34:26.507	34	2	1:43.926	31.014	42.131	30.781	260.9	1:17:24.874
43	2	1:45.004	31.403	42.050	31.551	259.0	1:36:11.511	35	2	1:42.983	30.654	41.626	30.703	260.9	1:19:07.857
44	2	1:46.684	31.147	42.654	32.883	261.5	1:37:58.195	36	2	1:44.494	30.963	42.520	31.011	260.9	1:20:52.351
45	2	1:45.334	31.368	42.282	31.684	259.0	1:39:43.529	37	2	1:44.542	30.975	42.272	31.295	261.5	1:22:36.893
46	2	1:45.278	31.496	42.121	31.661	258.4	1:41:28.807	38	2	1:44.201	31.003	42.067	31.131	262.1	1:24:21.094
47	2	1:46.319	31.343	42.530	32.446	259.0	1:43:15.126	39	2	1:45.675	31.835	42.272	31.568	261.5	1:26:06.769
48	2	1:50.441	B 31.226	42.421	36.794	259.0	1:45:05.567	40	2	1:44.920	31.263	42.435	31.222	262.8	1:27:51.689
49	2	2:05.416	50.561	42.829	32.026	184.6	1:47:10.983	41	2	1:46.312	31.419	42.963	31.930	262.1	1:29:38.001
50	2	1:45.346	31.266	42.459	31.621	258.4	1:48:56.329	42	2	1:46.789	31.724	43.268	31.797	263.4	1:31:24.790
51	2	1:45.287	31.192	42.513	31.582	259.6	1:50:41.616	43	2	1:45.401	31.221	42.424	31.756	262.1	1:33:10.191
52	2	1:47.486	31.837	43.053	32.596	259.0	1:52:29.102	44	2	1:45.586	31.819	42.338	31.429	264.7	1:34:55.777
53	2	1:45.974	31.389	42.767	31.818	258.4	1:54:15.076	45	2	1:45.460	31.493	42.405	31.562	264.7	1:36:41.237
54	2	1:45.025	31.155	42.305	31.565	259.6	1:56:00.101	46	2	1:45.059	31.000	42.718	31.341	262.8	1:38:26.296
55	2	1:44.941	31.181	42.238	31.522	259.6	1:57:45.042	47	2	1:47.887	31.364	43.994	32.529	265.4	1:40:14.183
56	2	1:44.815	31.125	42.228	31.462	258.4	1:59:29.857	48	2	1:46.142	31.217	43.394	31.531	260.9	1:42:00.325
57	2	1:45.976	31.293	42.824	31.859	259.6	2:01:15.833	49	2	1:44.669	30.997	41.931	31.741	260.9	1:43:44.994
58	2	1:45.249	31.158	42.418	31.673	259.6	2:03:01.082	50	2	1:44.901	30.870	42.477	31.554	262.8	1:45:29.895

54		Dinamic GT		Porsche 911 GT3 (992) EVO		GT3	
		1.Reinhold KRAHN					
		2.Matteo CRESSONI					
1	1	2:47.541	45.216	1:06.144	56.181		2:47.541
2	1	3:13.162	1:04.735	1:15.352	53.075		6:00.703
3	1	2:35.407	1:03.171	54.548	37.688		8:36.110
4	1	1:49.203	32.824	43.976	32.403	257.1	10:25.313
5	1	1:47.764	31.757	43.264	32.743	257.8	12:13.077
6	1	1:56.227	32.076	49.177	34.974	257.8	14:09.304
7	1	3:05.996	47.230	1:25.578	53.188	200.7	17:15.300
8	1	2:09.771	46.256	47.188	36.327		19:25.071
9	1	1:49.071	32.127	44.421	32.523	258.4	21:14.142
10	1	2:43.387	43.968	1:12.597	46.822	260.9	23:57.529
11	1	2:51.505	34.304	1:21.291	55.910	254.7	26:49.034
12	1	3:17.620	1:16.757	1:11.887	48.976		30:06.654
13	1	3:04.624	1:14.591	1:02.037	47.996		33:11.278
14	1	3:16.923	1:12.319	1:09.157	55.447		36:28.201
15	1	3:41.504	B 1:04.666	1:05.384	1:31.454	149.4	40:09.705
16	1	2:36.993	54.775	58.883	43.335	169.3	42:46.698
17	1	2:07.029	41.456	51.161	34.412	175.0	44:53.727
18	1	1:48.768	32.185	43.857	32.726	260.2	46:42.495
19	1	1:47.854	32.085	43.529	32.240	259.6	48:30.349
20	1	1:48.401	32.287	43.487	32.627	260.2	50:18.750
21	1	1:53.619	B 31.714	42.984	38.921	257.1	52:12.369
22	2	4:31.054	3:13.417	45.088	32.549	169.3	56:43.423
23	2	1:45.826	32.310	42.537	30.979	255.9	58:29.249
24	2	1:45.535	32.000	42.403	31.132	259.0	1:00:14.784
25	2	1:44.322	30.782	41.718	31.822	259.0	1:01:59.106
26	2	1:42.331	30.545	41.356	30.430	258.4	1:03:41.437
27	2	1:42.076	30.379	41.355	30.342	259.6	1:05:23.513
28	2	1:42.036	30.411	41.305	30.320	259.6	1:07:05.549

58		GG Classics		Ligier JS P325 - Toyota		LMP3 Pro/Am	
		1.Georges NAKAS					
		2.Fraser ROSS					
1	1	2:30.341	41.691	55.067	53.583		2:30.341
2	1	3:19.013	1:09.935	1:16.275	52.803		5:49.354
3	1	2:39.414	1:04.599	54.360	40.455		8:28.768
4	1	1:47.182	32.273	42.911	31.998	251.7	10:15.950
5	1	1:46.203	31.453	42.922	31.828	260.2	12:02.153
6	1	1:56.159	31.424	49.559	35.176	261.5	13:58.312
7	1	3:06.299	46.999	1:26.345	52.955	204.5	17:04.611
8	1	2:13.962	41.890	54.410	37.662	183.4	19:18.573
9	1	1:47.325	31.592	43.598	32.135	259.0	21:05.898
10	1	2:27.048	32.108	1:17.640	37.300	261.5	23:32.946
11	1	3:07.354	51.728	1:20.694	54.932		26:40.300
12	1	3:18.442	1:13.770	1:14.932	49.740		29:58.742
13	1	3:05.652	1:10.626	1:07.354	47.672		33:04.394
14	1	3:15.178	1:11.631	1:09.224	54.323		36:19.572
15	1	3:33.022	B 1:04.271	1:07.622	1:21.129	157.2	39:52.594
16	1	2:44.896	55.877	1:06.399	42.620	185.6	42:37.490
17	1	2:11.292	43.784	52.120	35.388		44:48.782
18	1	1:47.545	32.138	43.698	31.709	261.5	46:36.327
19	1	1:45.347	31.584	42.356	31.407	261.5	48:21.674



LE MANS CUP



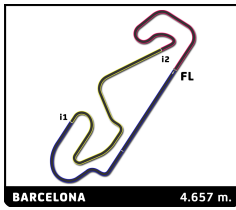
Michelin Le Mans Cup
Barcelona Round
Race

Sector Analysis

Lap under Red Flag											Invalidated Lap	Personal Best	Session Best	B Crossing the pit lane	
Lap	D	Time	Sector 1	Sector 2	Sector 3	T. Spd	Elapsed	Lap	D	Time	Sector 1	Sector 2	Sector 3	T. Spd	Elapsed
20	1	1:45.416	30.929	42.640	31.847	261.5	50:07.090	10	1	2:24.925	30.882	1:11.027	43.016	259.0	23:24.122
21	1	1:53.552 B	31.240	42.680	39.632	261.5	52:00.642	11	1	3:05.805	50.857	1:21.626	53.322		26:29.927
22	2	4:33.151	3:13.391	46.795	32.965	177.0	56:33.793	12	1	3:18.489	1:13.489	1:14.740	50.260	125.3	29:48.416
23	2	1:45.747	31.524	43.120	31.103	259.6	58:19.540	13	1	3:04.980	1:07.304	1:09.717	47.959		32:53.396
24	2	1:43.971	31.687	41.608	30.676	260.2	1:00:03.511	14	1	3:14.102	1:13.804	1:09.481	50.817		36:07.498
25	2	1:41.326	29.907	41.014	30.405	261.5	1:01:44.837	15	1	3:27.736 B	1:07.198	1:06.914	1:13.624		39:35.234
26	2	1:41.357	29.901	41.070	30.386	261.5	1:03:26.194	16	1	2:51.075	1:03.323	1:06.320	41.432	180.9	42:26.309
27	2	1:40.995	29.916	40.852	30.227	260.9	1:05:07.189	17	1	2:15.959	44.518	53.429	38.012		44:42.268
28	2	1:40.953	30.039	40.699	30.215	260.2	1:06:48.142	18	1	1:45.964	31.423	42.908	31.633	260.9	46:28.232
29	2	1:41.076	30.076	40.737	30.263	260.9	1:08:29.218	19	1	1:45.319	30.744	42.914	31.661	261.5	48:13.551
30	2	1:40.608	29.930	40.557	30.121	261.5	1:10:09.826	20	1	1:43.367	30.680	41.778	30.909	262.1	49:56.918
31	2	1:41.647	30.118	40.868	30.634	260.9	1:11:51.443	21	1	1:43.450	30.535	41.854	31.061	262.8	51:40.368
32	2	1:41.936	29.979	40.905	31.052	262.8	1:13:33.379	22	1	1:43.515	30.517	42.307	30.691	262.1	53:23.883
33	2	1:41.961	30.365	41.036	30.560	263.4	1:15:15.340	23	1	1:48.134 B	30.496	41.326	36.312	261.5	55:12.017
34	2	1:41.185	29.936	40.786	30.463	262.1	1:16:56.525	24	2	4:26.904	3:12.183	43.541	31.180	184.0	59:38.921
35	2	1:42.394	30.079	41.244	31.071	264.1	1:18:38.919	25	2	1:43.164	30.414	42.630	30.120	259.0	1:01:22.085
36	2	1:43.045	30.925	41.338	30.782	264.7	1:20:21.964	26	2	1:40.894	29.933	41.072	29.989	259.6	1:03:02.979
37	2	1:41.504	29.978	41.077	30.449	260.9	1:22:03.468	27	2	1:39.879	29.760	40.366	29.753	261.5	1:04:42.858
38	2	1:42.549	30.292	41.480	30.777	260.2	1:23:46.017	28	2	1:41.506	30.251	40.987	30.268	261.5	1:06:24.364
39	2	1:42.353	30.346	41.307	30.700	260.9	1:25:28.370	29	2	1:41.009	29.895	41.013	30.101	262.8	1:08:05.373
40	2	1:42.466	30.286	41.258	30.922	260.2	1:27:10.836	30	2	1:41.144	29.824	40.703	30.617	262.1	1:09:46.517
41	2	1:42.699	30.382	41.549	30.768	260.9	1:28:53.535	31	2	1:41.669	30.186	41.018	30.465	262.1	1:11:28.186
42	2	1:42.984	30.445	41.559	30.980	262.1	1:30:36.519	32	2	1:41.295	29.976	40.793	30.526	262.8	1:13:09.481
43	2	1:44.069	30.540	42.579	30.950	262.8	1:32:20.588	33	2	1:41.279	30.086	40.860	30.333	261.5	1:14:50.760
44	2	1:43.476	30.486	41.658	31.332	262.8	1:34:04.064	34	2	1:41.588	30.010	41.029	30.549	263.4	1:16:32.348
45	2	1:43.649	30.634	41.881	31.134	260.9	1:35:47.713	35	2	1:41.542	30.115	40.800	30.627	261.5	1:18:13.890
46	2	1:43.280	30.441	41.697	31.442	260.9	1:37:30.993	36	2	1:42.131	30.529	41.092	30.510	263.4	1:19:56.021
47	2	1:43.768	31.026	41.637	31.105	260.9	1:39:14.761	37	2	1:41.117	30.084	40.637	30.396	261.5	1:21:37.138
48	2	1:46.752	32.386	42.319	32.047	262.1	1:41:01.513	38	2	1:41.472	30.008	40.971	30.493	260.9	1:23:18.610
49	2	1:44.888	31.070	42.245	31.573	259.6	1:42:46.401	39	2	1:41.575	30.080	40.951	30.544	262.1	1:25:00.185
50	2	1:44.342	30.812	42.303	31.227	263.4	1:44:30.743	40	2	1:43.452	30.209	42.284	30.959	262.8	1:26:43.637
51	2	1:45.545	31.445	42.453	31.647	261.5	1:46:16.288	41	2	1:42.197	30.376	41.160	30.661	261.5	1:28:25.834
52	2	1:47.568	31.103	43.013	33.452	263.4	1:48:03.856	42	2	1:42.809	31.016	41.079	30.714	252.9	1:30:08.643
53	2	1:46.097	31.418	42.670	32.009	261.5	1:49:49.953	43	2	1:41.772	30.065	41.120	30.587	261.5	1:31:50.415
54	2	1:46.891	31.596	43.169	32.126	262.1	1:51:36.844	44	2	1:42.034	30.175	41.001	30.858	260.9	1:33:32.449
55	2	1:46.689	31.318	43.287	32.084	263.4	1:53:23.533	45	2	1:42.169	30.239	41.182	30.748	262.8	1:35:14.618
56	2	1:47.554	32.178	42.691	32.685	254.1	1:55:11.087	46	2	1:41.988	30.315	41.059	30.614	262.1	1:36:56.606
57	2	1:44.943	31.066	42.498	31.379	264.1	1:56:56.030	47	2	1:42.109	30.149	41.065	30.895	262.1	1:38:38.715
58	2	1:44.830	31.042	42.345	31.443	260.9	1:58:40.860	48	2	1:42.422	30.292	41.187	30.943	263.4	1:40:21.137
59	2	1:45.942	31.345	42.521	32.076	260.2	2:00:26.802	49	2	1:42.853	30.281	41.502	31.070	264.1	1:42:03.990
60	2	1:46.639	31.372	42.707	32.560	258.4	2:02:13.441	50	2	1:43.636	30.511	41.518	31.607	263.4	1:43:47.626
62 Bretton Racing Ligier JS P325 - Toyota															
1. Jacek ZIELONKA LMP3 Pro/Am															
2. Léo Sami ROBINSON															
1	1	2:24.658	38.956	52.628	53.074		2:24.658	51	2	1:43.194	30.394	41.449	31.351	262.8	1:45:30.820
2	1	3:16.445	1:10.326	1:15.564	50.555		5:41.103	52	2	1:45.767	31.278	42.901	31.588	263.4	1:47:16.587
3	1	2:42.380	1:07.188	55.205	39.987		8:23.483	53	2	1:44.986	31.174	42.365	31.447	268.7	1:49:01.573
4	1	1:45.054	31.431	41.873	31.750	258.4	10:08.537	54	2	1:43.325	30.792	41.655	30.878	262.1	1:50:44.898
5	1	1:44.335	30.882	42.167	31.286	262.1	11:52.872	55	2	1:42.933	30.322	41.270	31.341	264.1	1:52:27.831
6	1	1:52.472	30.685	43.883	37.904	261.5	13:45.344	56	2	1:42.158	30.322	41.193	30.643	262.1	1:54:09.989
7	1	3:09.971	53.109	1:24.320	52.542	130.8	16:55.315	57	2	1:43.424	30.163	41.907	31.354	263.4	1:55:53.413
8	1	2:18.381	44.046	55.707	38.628	209.7	19:13.696	58	2	1:43.560	30.469	41.994	31.097	263.4	1:57:36.973
9	1	1:45.501	31.355	42.459	31.687	259.6	20:59.197	59	2	1:43.386	30.377	41.812	31.197	264.7	1:59:20.359
								60	2	1:45.266	30.470	42.618	32.178	263.4	2:01:05.625
								61	2	1:43.674	30.942	41.353	31.379	264.1	2:02:49.299



LE MANS CUP



Michelin Le Mans Cup
Barcelona Round
Race

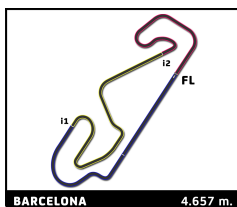
Sector Analysis

Lap under Red Flag Invalidated Lap Personal Best Session Best B Crossing the pit lane

Lap	D	Time	Sector 1	Sector 2	Sector 3	T. Spd	Elapsed	Lap	D	Time	Sector 1	Sector 2	Sector 3	T. Spd	Elapsed
40	2	1:43.706	30.880	41.971	30.855	262.1	1:26:43.091	29	2	1:40.799	29.721	40.846	30.142	260.9	1:04:54.425
41	2	1:42.157	30.273	41.227	30.657	259.6	1:28:25.248	30	2	1:45.479 B	29.884	40.566	35.029	261.5	1:06:39.904
42	2	1:41.971	30.273	40.974	30.724	260.2	1:30:07.219	31	1	4:23.819	3:09.621	42.954	31.244	184.0	1:11:03.723
43	2	1:42.088	30.253	41.176	30.659	260.2	1:31:49.307	32	1	1:41.198	30.087	40.860	30.251	259.6	1:12:44.921
44	2	1:42.328	30.389	41.185	30.754	259.0	1:33:31.635	33	1	1:40.109	29.798	40.402	29.909	260.2	1:14:25.030
45	2	1:42.391	30.242	41.412	30.737	260.2	1:35:14.026	34	1	1:41.266	29.888	40.801	30.577	262.1	1:16:06.296
46	2	1:41.867	30.092	41.132	30.643	260.9	1:36:55.893	35	1	1:40.311	30.345	40.226	29.740	261.5	1:17:46.607
47	2	1:42.197	30.136	40.990	31.071	260.2	1:38:38.090	36	1	1:39.745	29.586	40.237	29.922	260.2	1:19:26.352
48	2	1:42.480	30.405	41.095	30.980	260.9	1:40:20.570	37	1	1:39.824	29.602	40.243	29.979	259.0	1:21:06.176
49	2	1:42.964	30.439	41.489	31.036	260.9	1:42:03.534	38	1	1:39.938	29.622	40.400	29.916	260.2	1:22:46.114
50	2	1:43.529	30.545	41.624	31.360	260.2	1:43:47.063	39	1	1:40.286	29.646	40.530	30.110	260.9	1:24:26.400
51	2	1:43.099	30.478	41.421	31.200	261.5	1:45:30.162	40	1	1:40.800	29.803	40.637	30.360	260.2	1:26:07.200
52	2	1:45.063	31.370	42.079	31.614	264.7	1:47:15.225	41	1	1:43.993	30.753	41.977	31.263	264.7	1:27:51.193
53	2	1:43.380	30.765	41.594	31.021	264.1	1:48:58.605	42	1	1:44.794	31.473	41.841	31.480	264.1	1:29:35.987
54	2	1:43.477	30.899	41.543	31.035	261.5	1:50:42.082	43	1	1:41.572	30.497	40.806	30.269	260.2	1:31:17.559
55	2	1:43.484	30.681	41.668	31.135	264.7	1:52:25.566	44	1	1:40.859	30.035	40.685	30.139	259.6	1:32:58.418
56	2	1:43.205	30.519	41.470	31.216	261.5	1:54:08.771	45	1	1:40.870	29.978	40.782	30.110	260.2	1:34:39.288
57	2	1:43.873	30.731	41.835	31.307	262.1	1:55:52.644	46	1	1:41.782	30.049	40.966	30.767	260.9	1:36:21.070
58	2	1:43.371	30.644	41.633	31.094	262.1	1:57:36.015	47	1	1:41.448	30.215	40.711	30.522	259.0	1:38:02.518
59	2	1:43.414	30.516	41.737	31.161	261.5	1:59:19.429	48	1	1:41.431	30.011	40.842	30.578	261.5	1:39:43.949
60	2	1:46.691	31.735	42.889	32.067	263.4	2:01:06.120	49	1	1:41.802	30.207	41.273	30.322	264.1	1:41:25.751
61	2	1:45.613	31.005	42.757	31.851	264.1	2:02:51.733	50	1	1:41.507	30.112	40.897	30.498	260.9	1:43:07.258
70 Team Virage Ligier JS P325 - Toyota LMP3 1.Vic STEVENS 2.Jude PETERS								51 1 1:41.750 30.223 41.066 30.461 260.9 1:44:49.008							
1	2	2:14.230	35.438	45.525	53.267		2:14.230	52	1	1:41.865	30.103	41.159	30.603	262.8	1:46:30.873
2	2	3:17.370	1:10.021	1:15.447	51.902		5:31.600	53	1	1:41.821	30.117	41.253	30.451	262.8	1:48:12.694
3	2	2:45.218	1:06.179	55.991	43.048		8:16.818	54	1	1:42.766	30.164	41.184	31.418	260.2	1:49:55.460
4	2	1:43.860	31.321	41.761	30.778	259.0	10:00.678	55	1	1:42.566	30.554	41.294	30.718	258.4	1:51:38.026
5	2	1:41.585	30.260	41.053	30.272	259.6	11:42.263	56	1	1:42.709	30.475	41.693	30.541	262.1	1:53:20.735
6	2	1:52.865	30.430	41.719	40.716	262.1	13:35.128	57	1	1:41.681	30.176	41.000	30.505	260.9	1:55:02.416
7	2	3:12.348	56.235	1:23.302	52.811	126.8	16:47.476	58	1	1:41.846	30.209	40.941	30.696	259.6	1:56:44.262
8	2	2:20.370	44.837	55.134	40.399	146.1	19:07.846	59	1	1:41.547	30.174	40.848	30.525	260.9	1:58:25.809
9	2	1:43.554	30.882	41.827	30.845	262.8	20:51.400	60	1	1:41.495	30.108	40.881	30.506	260.9	2:00:07.304
10	2	2:22.358	30.461	1:03.198	48.699	262.1	23:13.758	61	1	1:41.661	30.206	40.725	30.730	260.2	2:01:48.965
11	2	3:07.710	52.864	1:19.477	55.369	139.2	26:21.468	71 Rinaldi Racing Ligier JS P325 - Toyota LMP3 Pro/Am 1.Stefan AUST 2.Felipe FERNANDEZ-LASE							
12	2	3:16.474	1:11.329	1:15.708	49.437	120.1	29:37.942	1	1	2:25.239	39.129	53.280	52.830		2:25.239
13	2	3:06.921	1:06.806	1:10.893	49.222		32:44.863	2	1	3:16.910	1:10.516	1:15.889	50.505		5:42.149
14	2	3:12.809	1:10.290	1:10.311	52.208		35:57.672	3	1	2:41.795	1:06.945	55.216	39.634		8:23.944
15	2	3:18.895 B	1:05.218	1:07.333	1:06.344	120.8	39:16.567	4	1	1:45.017	31.536	41.995	31.486	261.5	10:08.961
16	2	2:58.925	1:12.386	1:03.644	42.895		42:15.492	5	1	1:44.313	31.011	42.041	31.261	260.9	11:53.274
17	2	2:20.226	45.617	54.398	40.211	136.0	44:35.718	6	1	1:52.872	30.755	45.422	36.695	260.9	13:46.146
18	2	1:43.077	30.876	41.685	30.516	260.2	46:18.795	7	1	3:10.079	53.047	1:25.421	51.611	140.3	16:56.225
19	2	1:42.108	30.495	41.193	30.420	261.5	48:00.903	8	1	2:17.867	43.920	56.089	37.858	208.9	19:14.092
20	2	1:41.512	30.211	41.062	30.239	261.5	49:42.415	9	1	1:45.564	31.420	42.751	31.393	260.9	20:59.656
21	2	1:41.168	30.029	40.922	30.217	261.5	51:23.583	10	1	2:25.403	31.017	1:10.734	43.652	260.2	23:25.059
22	2	1:41.356	30.042	41.000	30.314	260.9	53:04.939	11	1	3:06.413	50.649	1:21.715	54.049		26:31.472
23	2	1:42.110	30.219	41.469	30.422	262.1	54:47.049	12	1	3:17.711	1:12.613	1:15.477	49.621		29:49.183
24	2	1:43.094	30.009	41.704	31.381	260.2	56:30.143	13	1	3:05.407	1:07.022	1:10.423	47.962		32:54.590
25	2	1:40.665	29.967	40.657	30.041	259.0	58:10.808	14	1	3:14.060	1:13.480	1:09.382	51.198		36:08.650
26	2	1:40.651	29.790	40.744	30.117	260.2	59:51.459	15	1	3:27.896 B	1:06.944	1:06.880	1:14.072		39:36.546
27	2	1:41.631	29.819	40.964	30.848	260.9	1:01:33.090	16	1	2:50.355	1:02.513	1:06.825	41.017	180.9	42:26.901
28	2	1:40.626	29.972	40.590	30.064	264.7	1:03:13.716	17	1	2:15.864	44.260	53.672	37.932		44:42.765



LE MANS CUP



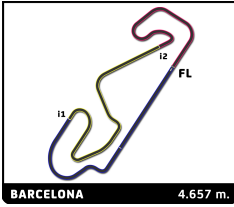
Michelin Le Mans Cup Barcelona Round Race

Sector Analysis

Lap under Red Flag								Invalidated Lap		Personal Best		Session Best		B Crossing the pit lane	
Lap	D	Time	Sector 1	Sector 2	Sector 3	T. Spd	Elapsed	Lap	D	Time	Sector 1	Sector 2	Sector 3	T. Spd	Elapsed
18	1	1:46.360	32.077	43.069	31.214	254.1	46:29.125	7	1	3:05.274	45.559	1:25.935	53.780	192.5	17:09.031
19	1	1:44.867	31.323	41.937	31.607	259.6	48:13.992	8	1	2:12.550	42.553	52.344	37.653	165.1	19:21.581
20	1	1:43.432	30.810	41.672	30.950	262.8	49:57.424	9	1	1:46.564	31.842	42.754	31.968	254.7	21:08.145
21	1	1:44.025	30.540	42.427	31.058	262.8	51:41.449	10	1	2:27.273	32.511	1:18.760	36.002	255.9	23:35.418
22	1	1:43.633	30.823	41.958	30.852	262.1	53:25.082	11	1	3:09.081	51.730	1:20.800	56.551		26:44.499
23	1	1:43.187	30.667	41.540	30.980	259.0	55:08.269	12	1	3:16.981	1:12.990	1:14.712	49.279		30:01.480
24	1	1:48.855 B	30.736	41.470	36.649	258.4	56:57.124	13	1	3:05.571	1:12.197	1:05.118	48.256		33:07.051
25	2	4:26.343	3:11.891	43.489	30.963	179.4	1:01:23.467	14	1	3:15.145	1:11.838	1:09.180	54.127	153.8	36:22.196
26	2	1:41.358	30.211	41.185	29.962	257.8	1:03:04.825	15	1	3:37.839 B	1:05.034	1:06.374	1:26.431	155.8	40:00.035
27	2	1:40.193	29.644	40.583	29.966	260.2	1:04:45.018	16	1	2:40.985	55.521	1:03.005	42.459	177.9	42:41.020
28	2	1:41.295	29.961	40.674	30.570	259.0	1:06:26.223	17	1	2:10.330	42.495	52.504	35.331	201.9	44:51.350
29	2	1:42.125	30.325	41.515	30.285	260.2	1:08:08.348	18	1	1:49.187	32.237	43.673	33.277	255.3	46:40.537
30	2	1:40.210	30.025	40.168	30.017	262.8	1:09:48.558	19	1	1:48.474	32.269	43.137	33.068	259.0	48:29.011
31	2	1:40.542	29.950	40.363	30.229	261.5	1:11:29.100	20	1	1:47.370	32.118	42.960	32.292	258.4	50:16.381
32	2	1:40.983	29.998	40.738	30.247	260.9	1:13:10.083	21	1	1:47.097	31.904	42.882	32.311	257.1	52:03.478
33	2	1:41.314	30.226	40.808	30.280	261.5	1:14:51.397	22	1	1:48.155	32.003	43.485	32.667	259.0	53:51.633
34	2	1:41.464	30.090	40.891	30.483	261.5	1:16:32.861	23	1	1:53.334 B	31.508	42.758	39.068	259.6	55:44.967
35	2	1:41.689	30.271	40.965	30.453	262.1	1:18:14.550	24	2	4:33.870	3:16.836	44.803	32.231	180.6	1:00:18.837
36	2	1:43.405	30.337	42.353	30.715	262.8	1:19:57.955	25	2	1:46.598	32.303	42.744	31.551	257.8	1:02:05.435
37	2	1:41.402	30.171	40.700	30.531	260.9	1:21:39.357	26	2	1:44.742	31.086	42.226	31.430	255.3	1:03:50.177
38	2	1:41.441	30.160	40.828	30.453	260.2	1:23:20.798	27	2	1:44.181	30.869	42.012	31.300	258.4	1:05:34.358
39	2	1:42.039	30.593	40.913	30.533	261.5	1:25:02.837	28	2	1:45.107	30.859	42.174	32.074	258.4	1:07:19.465
40	2	1:43.180	30.216	41.385	31.579	260.2	1:26:46.017	29	2	1:45.695	31.072	42.965	31.658	255.9	1:09:05.160
41	2	1:42.281	30.461	41.010	30.810	259.6	1:28:28.298	30	2	1:45.962	31.168	42.596	32.198	260.2	1:10:51.122
42	2	1:42.510	30.461	41.128	30.921	260.2	1:30:10.808	31	2	1:44.652	31.084	42.081	31.487	255.9	1:12:35.774
43	2	1:42.043	30.295	40.950	30.798	260.9	1:31:52.851	32	2	1:44.890	31.010	42.185	31.695	257.1	1:14:20.664
44	2	1:42.281	30.488	40.842	30.951	257.8	1:33:35.132	33	2	1:45.148	31.221	42.319	31.608	257.1	1:16:05.812
45	2	1:42.347	30.478	40.980	30.889	257.1	1:35:17.479	34	2	1:47.723	32.163	43.103	32.457	257.1	1:17:53.535
46	2	1:42.930	30.694	41.075	31.161	259.0	1:37:00.409	35	2	1:46.665	32.284	42.634	31.747	251.2	1:19:40.200
47	2	1:42.617	30.590	41.157	30.870	258.4	1:38:43.026	36	2	1:45.440	31.101	42.510	31.829	256.5	1:21:25.640
48	2	1:42.685	30.537	41.234	30.914	259.0	1:40:25.711	37	2	1:46.543	31.125	43.235	32.183	258.4	1:23:12.183
49	2	1:42.740	30.466	41.219	31.055	260.2	1:42:08.451	38	2	1:46.098	31.509	42.667	31.922	255.3	1:24:58.281
50	2	1:42.557	30.465	41.092	31.000	259.6	1:43:51.008	39	2	1:48.328	31.553	43.855	32.920	251.2	1:26:46.609
51	2	1:43.132	30.501	41.422	31.209	260.2	1:45:34.140	40	2	1:46.449	31.412	43.138	31.899	258.4	1:28:33.058
52	2	1:43.523	30.643	41.556	31.324	261.5	1:47:17.663	41	2	1:45.873	31.176	42.811	31.886	258.4	1:30:18.931
53	2	1:45.822	31.086	42.304	32.432	260.9	1:49:03.485	42	2	1:46.719	31.639	43.093	31.987	255.3	1:32:05.650
54	2	1:45.540	31.103	42.617	31.820	262.1	1:50:49.025	43	2	1:46.135	31.345	42.739	32.051	257.8	1:33:51.785
55	2	1:45.404	31.115	42.614	31.675	264.1	1:52:34.429	44	2	1:45.786	31.269	42.722	31.795	257.1	1:35:37.571
56	2	1:44.504	31.241	41.925	31.338	262.1	1:54:18.933	45	2	1:45.433	31.230	42.489	31.714	257.1	1:37:23.004
57	2	1:43.803	30.868	41.637	31.298	259.0	1:56:02.736	46	2	1:45.945	31.709	42.638	31.598	257.1	1:39:08.949
58	2	1:43.815	30.900	41.596	31.319	259.0	1:57:46.551	47	2	1:45.495	31.258	42.473	31.764	257.1	1:40:54.444
59	2	1:44.083	30.887	41.815	31.381	259.6	1:59:30.634	48	2	1:46.324	31.458	42.932	31.934	259.0	1:42:40.768
60	2	1:45.991	31.614	42.811	31.566	261.5	2:01:16.625	49	2	1:46.942	31.351	43.131	32.460	256.5	1:44:27.710
61	2	1:45.615	31.487	42.128	32.000	257.1	2:03:02.240	50	2	1:47.212	31.997	43.205	32.010	258.4	1:46:14.922
77 SMC Motorsport McLaren 720S GT3 Evo 1.Gonzalo DE ANDRES MAF GT3 2.Jean-Baptiste SIMMENAUI								51	2	1:46.916	31.779	43.132	32.005	255.9	1:48:01.838
								52	2	1:47.629	31.832	43.637	32.160	258.4	1:49:49.467
1	1	2:33.511	43.924	55.846	53.741		2:33.511	53	2	1:46.958	31.567	43.162	32.229	259.6	1:51:36.425
2	1	3:19.141	1:09.997	1:17.161	51.983		5:52.652	54	2	1:46.619	31.560	43.052	32.007	258.4	1:53:23.044
3	1	2:38.476	1:04.236	54.616	39.624		8:31.128	55	2	1:47.266	31.518	43.388	32.360	254.7	1:55:10.310
4	1	1:47.646	32.214	43.219	32.213	256.5	10:18.774	56	2	1:47.537	31.595	43.602	32.340	259.0	1:56:57.847
5	1	1:46.961	31.890	42.660	32.411	255.9	12:05.735	57	2	1:46.357	31.495	42.745	32.117	257.1	1:58:44.204
6	1	1:58.022	32.314	50.561	35.147	259.6	14:03.757	58	2	1:46.336	31.391	42.873	32.072	256.5	2:00:30.540
								59	2	1:47.689	31.384	43.013	33.292	262.1	2:02:18.229



LE MANS CUP



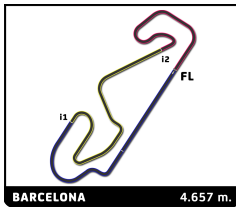
Michelin Le Mans Cup
Barcelona Round
Race

Sector Analysis

Lap under Red Flag							Invalidated Lap		Personal Best	Session Best	B Crossing the pit lane				
Lap	D	Time	Sector 1	Sector 2	Sector 3	T. Spd	Elapsed	Lap	D	Time	Sector 1	Sector 2	Sector 3	T. Spd	Elapsed
85 R-ace GP Duqueine D09 - Toyota							1.Daniel FROST LMP3								
2.Enzo PEUGEOT															
1	1	2:09.455	32.059	41.525	55.871		2:09.455	51	2	1:42.393	30.592	41.495	30.306	260.2	1:44:24.609
2	1	3:17.025	1:09.401	1:14.584	53.040	130.4	5:26.480	52	2	1:41.533	30.184	40.880	30.469	259.0	1:46:06.142
3	1	2:46.548	1:05.566	55.216	45.766		8:13.028	53	2	1:41.292	30.168	40.826	30.298	258.4	1:47:47.434
4	1	1:40.448	30.110	40.711	29.627	255.9	9:53.476	54	2	1:41.394	30.231	40.784	30.379	259.6	1:49:28.828
5	1	1:40.520	29.745	40.477	30.298	259.0	11:33.996	55	2	1:41.541	30.254	40.934	30.353	259.0	1:51:10.369
6	1	1:55.043	29.713	40.444	44.886	258.4	13:29.039	56	2	1:41.509	30.178	40.960	30.371	259.0	1:52:51.878
7	1	3:10.316	55.184	1:23.157	51.975	144.0	16:39.355	57	2	1:41.301	30.144	40.862	30.295	259.6	1:54:33.179
8	1	2:24.235	46.158	55.686	42.391	122.0	19:03.590	58	2	1:41.048	30.191	40.621	30.236	259.6	1:56:14.227
9	1	1:39.641	29.839	40.345	29.457	257.8	20:43.231	59	2	1:41.706	30.149	41.077	30.480	260.2	1:57:55.933
10	1	2:20.823	29.454	54.600	56.769	262.1	23:04.054	60	2	1:43.569	30.559	41.505	31.505	260.9	1:59:39.502
11	1	3:12.432	57.335	1:17.970	57.127	125.3	26:16.486	61	2	1:44.226	30.982	41.853	31.391	265.4	2:01:23.728
12	1	3:16.249	1:10.278	1:15.833	50.138	125.4	29:32.735	86 R-ace GP Duqueine D09 - Toyota							
13	1	3:06.788	1:05.778	1:11.486	49.524		32:39.523	1.Zack SCOUAR LMP3							
14	1	3:11.788	1:08.533	1:11.167	52.088		35:51.311	2.Léna BÜHLER							
15	1	3:14.420	1:05.290	1:07.761	1:01.369		39:05.731	1	2	2:09.914	32.746	42.164	55.004		2:09.914
16	1	3:04.049	1:16.879	1:03.870	43.300		42:09.780	2	2	3:17.302	1:09.660	1:14.561	53.081	126.5	5:27.216
17	1	2:22.265	45.476	55.267	41.522	171.7	44:32.045	3	2	2:46.263	1:05.476	55.352	45.435		8:13.479
18	1	1:39.805	30.010	40.323	29.472	258.4	46:11.850	4	2	1:41.295	30.280	41.082	29.933	259.6	9:54.774
19	1	1:38.857	29.470	40.039	29.348	259.6	47:50.707	5	2	1:40.039	29.762	40.288	29.989	260.9	11:34.813
20	1	1:39.127	29.496	40.214	29.417	260.2	49:29.834	6	2	1:54.868	30.100	40.396	44.372	261.5	13:29.681
21	1	1:38.903	29.321	40.035	29.547	260.2	51:08.737	7	2	3:10.493	55.201	1:23.304	51.988	137.6	16:40.174
22	1	1:39.081	29.516	40.166	29.399	260.2	52:47.818	8	2	2:23.892	45.948	55.494	42.450		19:04.066
23	1	1:39.206	29.510	40.198	29.498	259.6	54:27.024	9	2	1:40.381	29.984	40.530	29.867	260.9	20:44.447
24	1	1:39.017	29.450	40.084	29.483	259.6	56:06.041	10	2	2:23.427	29.605	57.035	56.787	261.5	23:07.874
25	1	1:46.758	29.563	40.368	36.827	259.6	57:52.799	11	2	3:09.359	54.030	1:18.231	57.098		26:17.233
26	2	4:26.374	3:12.450	43.279	30.645	177.0	1:02:19.173	12	2	3:16.154	1:10.293	1:15.963	49.898	134.2	29:33.387
27	2	1:40.179	30.195	40.538	29.446	258.4	1:03:59.352	13	2	3:07.018	1:05.768	1:11.568	49.682		32:40.405
28	2	1:38.804	29.522	40.023	29.259	259.6	1:05:38.156	14	2	3:11.802	1:08.344	1:11.241	52.217		35:52.207
29	2	1:40.015	30.338	39.965	29.712	259.6	1:07:18.171	15	2	3:14.564	1:05.412	1:07.288	1:01.864		39:06.771
30	2	1:43.024	30.609	42.389	30.026	259.0	1:09:01.195	16	2	3:03.729	1:16.593	1:03.639	43.497		42:10.500
31	2	1:39.887	30.257	40.045	29.585	258.4	1:10:41.082	17	2	2:22.009	45.324	55.094	41.591	162.2	44:32.509
32	2	1:39.218	29.612	40.070	29.536	258.4	1:12:20.300	18	2	1:40.371	30.040	40.653	29.678	260.9	46:12.880
33	2	1:39.507	29.594	40.196	29.717	260.2	1:13:59.807	19	2	1:39.795	29.721	40.326	29.748	261.5	47:52.675
34	2	1:41.270	29.864	40.734	30.672	260.9	1:15:41.077	20	2	1:39.290	29.482	40.175	29.633	260.9	49:31.965
35	2	1:40.340	29.929	40.367	30.044	261.5	1:17:21.417	21	2	1:40.097	29.694	40.277	30.126	261.5	51:12.062
36	2	1:42.012	30.332	41.380	30.300	263.4	1:19:03.429	22	2	1:39.909	29.836	40.313	29.760	260.2	52:51.971
37	2	1:39.960	29.788	40.387	29.785	258.4	1:20:43.389	23	2	1:39.486	29.617	40.228	29.641	260.9	54:31.457
38	2	1:40.986	30.215	40.741	30.030	258.4	1:22:24.375	24	2	1:39.556	29.559	40.244	29.753	261.5	56:11.013
39	2	1:40.195	29.909	40.333	29.953	259.6	1:24:04.570	25	2	1:45.570	29.684	40.356	35.530	259.6	57:56.583
40	2	1:40.761	30.013	40.606	30.142	258.4	1:25:45.331	26	1	4:24.329	3:11.412	42.351	30.566	177.3	1:02:20.912
41	2	1:40.452	29.927	40.470	30.055	259.6	1:27:25.783	27	1	1:39.866	30.023	40.266	29.577	259.6	1:04:00.778
42	2	1:42.115	30.231	41.713	30.171	261.5	1:29:07.898	28	1	1:39.109	29.477	40.183	29.449	260.2	1:05:39.887
43	2	1:40.478	29.955	40.452	30.071	259.0	1:30:48.376	29	1	1:40.767	30.278	40.856	29.633	260.2	1:07:20.654
44	2	1:40.646	30.047	40.594	30.005	259.0	1:32:29.022	30	1	1:42.349	29.801	42.500	30.048	261.5	1:09:03.003
45	2	1:41.637	29.768	40.441	31.428	259.6	1:34:10.659	31	1	1:39.615	29.800	40.258	29.557	260.9	1:10:42.618
46	2	1:42.902	31.438	40.917	30.547	247.7	1:35:53.561	32	1	1:39.229	29.635	40.074	29.520	261.5	1:12:21.847
47	2	1:42.373	30.233	41.549	30.591	259.6	1:37:35.934	33	1	1:39.757	29.593	40.330	29.834	260.9	1:14:01.604
48	2	1:41.547	30.238	40.822	30.487	259.6	1:39:17.481	34	1	1:40.060	29.725	40.372	29.963	260.9	1:15:41.664
49	2	1:42.446	30.315	41.585	30.546	259.6	1:40:59.927	35	1	1:41.596	30.461	40.843	30.292	261.5	1:17:23.260
50	2	1:42.289	30.480	41.135	30.674	260.2	1:42:42.216	36	1	1:42.495	30.509	40.975	31.011	259.6	1:19:05.755
								37	1	1:43.843	30.909	42.084	30.850	260.2	1:20:49.598
								38	1	1:40.840	30.163	40.638	30.039	259.6	1:22:30.438
								39	1	1:40.505	29.843	40.551	30.111	260.2	1:24:10.943



LE MANS CUP



Michelin Le Mans Cup
Barcelona Round
Race

Sector Analysis

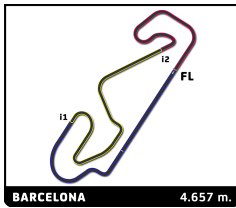
Lap under Red Flag Invalidated Lap Personal Best Session Best B Crossing the pit lane

Lap	D	Time	Sector 1	Sector 2	Sector 3	T. Spd	Elapsed	Lap	D	Time	Sector 1	Sector 2	Sector 3	T. Spd	Elapsed
40	1	1:41.001	30.174	40.755	30.072	259.0	1:25:51.944	29	1	1:40.496	29.758	40.738	30.000	264.1	1:07:49.192
41	1	1:40.613	29.965	40.598	30.050	259.6	1:27:32.557	30	1	1:40.090	29.820	40.354	29.916	265.4	1:09:29.282
42	1	1:41.048	30.081	40.754	30.243	260.2	1:29:13.605	31	1	1:40.612	30.035	40.395	30.182	265.4	1:11:09.894
43	1	1:41.598	30.092	41.006	30.500	260.9	1:30:55.203	32	1	1:39.992	29.704	40.371	29.917	264.7	1:12:49.886
44	1	1:42.181	30.260	41.500	30.421	262.1	1:32:37.384	33	1	1:40.557	29.831	40.754	29.972	262.8	1:14:30.443
45	1	1:41.332	30.205	40.829	30.298	259.6	1:34:18.716	34	1	1:40.427	29.816	40.702	29.909	262.8	1:16:10.870
46	1	1:41.635	30.251	40.955	30.429	259.6	1:36:00.351	35	1	1:41.317	29.958	40.728	30.631	262.1	1:17:52.187
47	1	1:41.852	30.319	41.012	30.521	259.6	1:37:42.203	36	1	1:40.506	29.814	40.716	29.976	262.1	1:19:32.693
48	1	1:41.863	30.236	41.030	30.597	260.2	1:39:24.066	37	1	1:40.625	29.754	40.746	30.125	263.4	1:21:13.318
49	1	1:42.910	30.939	41.314	30.657	261.5	1:41:06.976	38	1	1:40.819	29.881	40.717	30.221	264.1	1:22:54.137
50	1	1:42.089	30.364	41.231	30.494	260.2	1:42:49.065	39	1	1:40.958	29.886	40.952	30.120	264.1	1:24:35.095
51	1	1:42.048	30.361	41.096	30.591	260.2	1:44:31.113	40	1	1:46.408 B	30.044	41.006	35.358	264.1	1:26:21.503
52	1	1:44.025	30.937	41.222	31.866	261.5	1:46:15.138	41	1	4:20.466	3:08.289	41.588	30.589	188.2	1:30:41.969
53	1	1:42.225	30.582	41.100	30.543	262.8	1:47:57.363	42	1	1:42.074	30.140	41.365	30.569	262.1	1:32:24.043
54	1	1:42.050	30.284	41.238	30.528	260.9	1:49:39.413	43	1	1:41.794	30.175	41.140	30.479	263.4	1:34:05.837
55	1	1:41.749	30.220	41.040	30.489	261.5	1:51:21.162	44	1	1:42.975	30.244	41.628	31.106	264.7	1:35:48.812
56	1	1:41.495	30.125	40.881	30.489	260.2	1:53:02.657	45	1	1:43.053	30.389	41.556	31.108	263.4	1:37:31.865
57	1	1:41.642	30.248	40.802	30.562	260.9	1:54:44.269	46	1	1:43.874	30.783	41.959	31.132	264.7	1:39:15.739
58	1	1:43.543	30.398	41.665	31.480	261.5	1:56:27.812	47	1	1:43.374	30.942	41.598	30.834	264.1	1:40:59.113
59	1	1:42.814	30.489	41.699	30.626	260.9	1:58:10.626	48	1	1:45.050	32.672	41.547	30.831	236.8	1:42:44.163
60	1	1:41.966	30.245	41.073	30.648	260.9	1:59:52.592	49	1	1:43.784	30.318	41.714	31.752	262.8	1:44:27.947
61	1	1:42.832	30.385	41.262	31.185	260.9	2:01:35.424	50	1	1:51.329 B	31.542	41.996	37.791	255.9	1:46:19.276

87		CLX Motorsport		Ligier JS P325 - Toyota		LMP3	
		1.Alexander JACOBY					
		2.Kevin RABIN					
1	2	2:18.489	37.841	47.570	53.078		2:18.489
2	2	3:17.555	1:10.802	1:15.725	51.028	120.7	5:36.044
3	2	2:43.451	1:07.165	54.873	41.413		8:19.495
4	2	1:44.107	31.088	42.248	30.771	262.8	10:03.602
5	2	1:43.616	30.580	41.572	31.464	263.4	11:47.218
6	2	2:01.288	30.691	56.568	34.029	261.5	13:48.506
7	2	3:09.678	52.197	1:25.392	52.089	148.1	16:58.184
8	2	2:16.637	43.564	55.717	37.356	206.5	19:14.821
9	2	1:43.007	30.610	42.178	30.219	264.1	20:57.828
10	2	2:24.601	30.033	1:10.035	44.533	262.8	23:22.429
11	2	3:06.337	51.473	1:21.182	53.682		26:28.766
12	2	3:18.172	1:13.457	1:14.952	49.763		29:46.938
13	2	3:05.573	1:07.766	1:09.483	48.324		32:52.511
14	2	3:13.777	1:13.315	1:09.536	50.926		36:06.288
15	2	3:25.703 B	1:07.168	1:07.245	1:11.290	120.7	39:31.991
16	2	2:53.147	1:05.406	1:06.489	41.252	160.5	42:25.138
17	2	2:16.179	44.643	53.440	38.096		44:41.317
18	2	1:42.380	30.643	41.212	30.525	264.1	46:23.697
19	2	1:41.274	30.050	41.026	30.198	262.1	48:04.971
20	2	1:41.530	30.226	40.950	30.354	263.4	49:46.501
21	2	1:42.026	30.198	41.149	30.679	264.1	51:28.527
22	2	1:46.607 B	30.276	41.332	34.999	261.5	53:15.134
23	1	4:29.553	3:15.288	43.205	31.060	182.4	57:44.687
24	1	1:41.837	30.400	41.035	30.402	259.6	59:26.524
25	1	1:41.233	30.284	40.889	30.060	264.1	1:01:07.757
26	1	1:39.975	29.581	40.400	29.994	263.4	1:02:47.732
27	1	1:41.539	30.180	41.337	30.022	264.1	1:04:29.271
28	1	1:39.425	29.592	40.229	29.604	263.4	1:06:08.696

88		AF Corse		Ferrari 296 GT3 Evo		GT3	
		1.Rey ACOSTA III					
		2.Marco Erminio BONANOM					
1	1	2:34.438	42.875	58.448	53.115		2:34.438
2	1	3:19.026	1:10.044	1:16.897	52.085		5:53.464
3	1	2:38.047	1:04.445	54.437	39.165		8:31.511
4	1	1:48.436	32.252	44.308	31.876	254.7	10:19.947
5	1	1:46.797	31.909	43.147	31.741	256.5	12:06.744
6	1	1:57.503	31.520	51.154	34.829	255.9	14:04.247
7	1	3:05.504	46.469	1:25.704	53.331	192.9	17:09.751
8	1	2:12.407	43.733	50.903	37.771	152.5	19:22.158
9	1	1:47.315	31.710	43.792	31.813	255.9	21:09.473
10	1	2:28.631	31.559	1:19.332	37.740	256.5	23:38.104
11	1	3:07.041	49.944	1:20.611	56.486		26:45.145
12	1	3:16.903	1:14.598	1:13.374	48.931		30:02.048
13	1	3:05.440	1:13.252	1:04.171	48.017		33:07.488
14	1	3:15.269	1:11.987	1:09.188	54.094	147.3	36:22.757
15	1	3:38.790 B	1:05.523	1:05.919	1:27.348	148.8	40:01.547
16	1	2:39.995	54.778	1:02.921	42.296	174.5	42:41.542
17	1	2:10.099	42.697	52.050	35.352	195.3	44:51.641
18	1	1:48.226	32.344	43.314	32.568	257.1	46:39.867
19	1	1:53.950 B	32.481	42.971	38.498	257.1	48:33.817
20	1	2:08.080	54.008	42.600	31.472	182.4	50:41.897
21	1	1:44.996	30.988	42.532	31.476	255.9	52:26.893
22	1	1:44.504	31.059	41.953	31.492	255.3	54:11.397
23	1	1:46.448	31.344	43.103	31.701	254.7	55:57.545
24	1	1:54.570 B	33.143	43.500	37.927	254.1	57:52.115
25	2	4:35.768	3:17.517	45.712	32.539	171.4	1:02:27.883
26	2	1:46.737	32.035	43.378	31.324	254.7	1:04:14.620
27	2	1:43.952	30.957	42.150	30.845	257.1	1:05:58.572
28	2	1:43.202	30.812	41.713	30.677	255.3	1:07:41.774





Michelin Le Mans Cup
Barcelona Round
Race

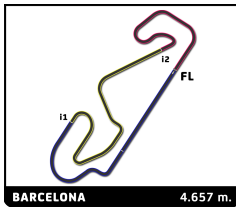
Sector Analysis

Lap under Red Flag Invalidated Lap Personal Best Session Best B Crossing the pit lane

Lap	D	Time	Sector 1	Sector 2	Sector 3	T. Spd	Elapsed	Lap	D	Time	Sector 1	Sector 2	Sector 3	T. Spd	Elapsed
29	2	1:44.122	31.259	41.857	31.006	255.3	1:09:25.896	20	2	1:41.602	30.174	41.054	30.374	259.0	49:44.199
30	2	1:46.625	31.490	41.877	33.258	255.9	1:11:12.521	21	2	1:41.297	30.190	40.971	30.136	259.6	51:25.496
31	2	1:44.393	31.272	41.977	31.144	255.3	1:12:56.914	22	2	1:41.003	29.982	40.834	30.187	257.8	53:06.499
32	2	1:45.029	31.075	42.607	31.637	255.9	1:14:41.943	23	2	1:43.635	31.479	41.055	31.101	258.4	54:50.134
33	2	1:45.083	31.027	41.984	32.072	257.1	1:16:27.026	24	2	1:50.090	31.101	41.137	37.852	255.9	56:40.224
34	2	1:45.497	31.803	42.535	31.159	257.1	1:18:12.523	25	1	4:26.064	3:11.759	43.362	30.943	181.5	1:01:06.288
35	2	1:47.294	32.429	43.251	31.614	256.5	1:19:59.817	26	1	1:40.988	30.152	40.934	29.902	260.9	1:02:47.276
36	2	1:45.561	31.709	42.165	31.687	254.1	1:21:45.378	27	1	1:41.416	30.467	41.132	29.817	262.1	1:04:28.692
37	2	1:46.532	31.293	42.935	32.304	255.9	1:23:31.910	28	1	1:39.476	29.564	40.258	29.654	260.9	1:06:08.168
38	2	1:45.537	31.241	42.376	31.920	256.5	1:25:17.447	29	1	1:41.697	30.082	41.627	29.988	260.2	1:07:49.865
39	2	1:45.190	31.307	42.246	31.637	257.1	1:27:02.637	30	1	1:40.094	29.712	40.404	29.975	261.5	1:09:29.956
40	2	1:44.858	31.204	42.155	31.499	255.3	1:28:47.495	31	1	1:41.070	29.771	40.459	30.840	262.1	1:11:11.026
41	2	1:45.460	31.331	42.534	31.595	255.3	1:30:32.955	32	1	1:39.924	29.694	40.376	29.854	261.5	1:12:50.947
42	2	1:45.355	31.435	42.370	31.550	255.3	1:32:18.310	33	1	1:40.260	29.673	40.565	30.022	261.5	1:14:31.207
43	2	1:45.635	31.245	42.733	31.657	255.9	1:34:03.945	34	1	1:40.444	29.716	40.637	30.091	262.1	1:16:11.651
44	2	1:47.120	31.850	43.171	32.099	255.3	1:35:51.065	35	1	1:42.024	29.952	40.825	31.247	261.5	1:17:53.675
45	2	1:46.666	31.613	43.146	31.907	255.9	1:37:37.731	36	1	1:42.272	31.310	40.730	30.232	254.1	1:19:35.947
46	2	1:45.735	31.475	42.522	31.738	256.5	1:39:23.466	37	1	1:40.713	29.806	40.580	30.327	260.9	1:21:16.660
47	2	1:46.230	31.544	42.910	31.776	255.9	1:41:09.696	38	1	1:40.573	29.842	40.574	30.157	260.9	1:22:57.233
48	2	1:48.212	31.715	43.872	32.625	255.9	1:42:57.908	39	1	1:40.616	29.878	40.540	30.198	260.2	1:24:37.849
49	2	1:45.861	31.578	42.619	31.664	257.8	1:44:43.769	40	1	1:40.792	29.895	40.583	30.314	260.9	1:26:18.641
50	2	1:45.641	31.460	42.507	31.674	255.9	1:46:29.410	41	1	1:40.564	29.958	40.444	30.162	260.2	1:27:59.205
51	2	1:46.799	31.326	42.911	32.562	256.5	1:48:16.209	42	1	1:40.896	30.006	40.590	30.300	260.9	1:29:40.101
52	2	1:46.457	31.735	42.943	31.779	257.8	1:50:02.666	43	1	1:44.270	30.267	42.182	31.821	262.8	1:31:24.371
53	2	1:46.791	31.583	43.227	31.981	256.5	1:51:49.457	44	1	1:43.038	31.216	41.317	30.505	263.4	1:33:07.409
54	2	1:45.642	31.398	42.632	31.612	257.1	1:53:35.099	45	1	1:42.970	30.058	41.733	31.179	262.1	1:34:50.379
55	2	1:45.552	31.233	42.653	31.666	256.5	1:55:20.651	46	1	1:43.960	31.357	41.932	30.671	263.4	1:36:34.339
56	2	1:45.643	31.319	42.503	31.821	257.8	1:57:06.294	47	1	1:41.980	30.284	40.954	30.742	260.9	1:38:16.319
57	2	1:46.826	32.079	42.878	31.869	257.1	1:58:53.120	48	1	1:41.750	30.107	41.278	30.365	263.4	1:39:58.069
58	2	1:45.521	31.358	42.495	31.668	257.8	2:00:38.641	49	1	1:41.401	29.942	40.730	30.729	261.5	1:41:39.470
59	2	1:46.050	31.403	42.770	31.877	257.1	2:02:24.691	50	1	1:41.378	30.329	40.757	30.292	262.8	1:43:20.848
92 Forestier Racing by VPS 1. Sebastian BACH 2. Lucas FECURY Ligier JS P325 - Toyota LMP3								51 1 1:40.786 29.955 40.492 30.339 261.5 1:45:01.634							
1 2 2:17.291 37.089 46.753 53.449 2:17.291								52 1 1:41.438 30.052 41.220 30.166 261.5 1:46:43.072							
2 2 3:17.448 1:10.583 1:15.148 51.717 5:34.739								53 1 1:40.962 29.900 40.702 30.360 261.5 1:48:24.034							
3 2 2:43.894 1:06.969 54.937 41.988 8:18.633								54 1 1:40.840 30.024 40.518 30.298 260.2 1:50:04.874							
4 2 1:44.019 31.418 41.951 30.650 253.5 10:02.652								55 1 1:41.691 30.040 41.182 30.469 262.1 1:51:46.565							
5 2 1:42.046 30.498 41.382 30.166 257.1 11:44.698								56 1 1:40.929 30.023 40.608 30.298 260.9 1:53:27.494							
6 2 1:52.475 30.191 42.968 39.316 258.4 13:37.173								57 1 1:42.915 29.971 41.086 31.858 261.5 1:55:10.409							
7 2 3:13.645 56.745 1:23.485 53.415 123.9 16:50.818								58 1 1:41.158 30.279 40.638 30.241 260.2 1:56:51.567							
8 2 2:18.344 44.010 55.009 39.325 181.2 19:09.162								59 1 1:40.739 29.845 40.618 30.276 261.5 1:58:32.306							
9 2 1:43.209 30.877 41.538 30.794 259.0 20:52.371								60 1 1:41.607 30.057 40.643 30.907 261.5 2:00:13.913							
10 2 2:23.978 30.522 1:07.685 45.771 255.3 23:16.349								61 1 1:42.513 30.670 40.756 31.087 262.8 2:01:56.426							
11 2 3:07.435 53.068 1:19.591 54.776 124.9 26:23.784								97 CLX Motorsport 1. Cédric OLTRAMARE 2. David DROUX Ligier JS P325 - Toyota LMP3							
12 2 3:17.404 1:12.252 1:15.756 49.396 29:41.188								1 1 2:44.604 44.497 1:03.052 57.055 2:44.604							
13 2 3:06.794 1:07.468 1:10.293 49.033 32:47.982								2 1 3:11.617 1:03.262 1:15.395 52.960 5:56.221							
14 2 3:12.472 1:11.113 1:10.075 51.284 36:00.454								3 1 2:37.793 1:03.810 54.191 39.792 8:34.014							
15 2 3:21.222 1:06.410 1:07.102 1:07.710 39:21.676								4 1 1:44.733 31.121 42.331 31.281 260.9 10:18.747							
16 2 2:57.774 1:10.726 1:03.939 43.109 127.8 42:19.450								5 1 1:44.307 30.754 42.329 31.224 263.4 12:03.054							
17 2 2:18.257 45.048 54.319 38.890 151.5 44:37.707								6 1 1:54.148 30.490 48.695 34.963 263.4 13:57.202							
18 2 1:42.819 30.769 41.623 30.427 255.3 46:20.526								7 1 3:05.319 47.272 1:26.634 51.413 174.5 17:02.521							
19 2 1:42.071 30.419 41.395 30.257 258.4 48:02.597								8 1 2:14.580 42.977 54.542 37.061 180.0 19:17.101							



LE MANS CUP



Michelin Le Mans Cup
Barcelona Round
Race

Sector Analysis

Lap under Red Flag Invalidated Lap Personal Best Session Best B Crossing the pit lane

Lap	D	Time	Sector 1	Sector 2	Sector 3	T. Spd	Elapsed	Lap	D	Time	Sector 1	Sector 2	Sector 3	T. Spd	Elapsed
51	2	1:43.089	30.528	41.794	30.767	264.1	1:45:38.069	41	1	1:41.884	30.392	41.060	30.432	260.9	1:27:47.177
52	2	1:43.050	30.636	41.447	30.967	262.8	1:47:21.119	42	1	1:41.351	30.172	40.959	30.220	259.6	1:29:28.528
53	2	1:43.545	30.667	41.808	31.070	261.5	1:49:04.664	43	1	1:41.318	30.140	40.872	30.306	260.2	1:31:09.846
54	2	1:44.923	30.918	41.945	32.060	263.4	1:50:49.587	44	1	1:41.109	29.913	40.794	30.402	260.9	1:32:50.955
55	2	1:46.513	31.206	42.783	32.524	261.5	1:52:36.100	45	1	1:43.371	30.261	41.895	31.215	261.5	1:34:34.326
56	2	1:46.784	31.862	43.050	31.872	261.5	1:54:22.884	46	1	1:42.002	30.348	41.173	30.481	260.2	1:36:16.328
57	2	1:45.726	31.529	42.309	31.888	262.1	1:56:08.610	47	1	1:41.980	30.299	40.908	30.773	260.2	1:37:58.308
58	2	1:46.273	31.642	42.461	32.170	260.2	1:57:54.883	48	1	1:43.641	30.329	41.703	31.609	261.5	1:39:41.949
59	2	1:50.032	31.913	44.130	33.989	261.5	1:59:44.915	49	1	1:42.491	30.563	41.176	30.752	261.5	1:41:24.440
60	2	1:53.212	33.103	45.112	34.997	252.3	2:01:38.127	50	1	1:42.032	30.235	41.338	30.459	260.2	1:43:06.472
99 More Motorsport 1.Max VAN DER SNEL 2.Tim GERHARDS Ligier JS P325 - Toyota LMP3								51	1	1:41.971	30.154	41.173	30.644	259.6	1:44:48.443
								52	1	1:43.221	30.140	41.411	31.670	260.9	1:46:31.664
1	2	2:11.791	34.944	42.761	54.086		2:11.791	53	1	1:43.171	30.281	41.682	31.208	261.5	1:48:14.835
2	2	3:17.294	1:09.687	1:15.259	52.348	123.7	5:29.085	54	1	1:42.635	30.499	41.268	30.868	260.2	1:49:57.470
3	2	2:45.907	1:06.136	55.496	44.275		8:14.992	55	1	1:42.443	30.165	41.361	30.917	261.5	1:51:39.913
4	2	1:42.301	30.826	41.155	30.320	259.0	9:57.293	56	1	1:43.820	30.304	41.500	32.016	261.5	1:53:23.733
5	2	1:40.577	30.070	40.580	29.927	261.5	11:37.870	57	1	1:42.913	30.754	41.453	30.706	264.7	1:55:06.646
6	2	1:54.256	29.862	40.460	43.934	262.8	13:32.126	58	1	1:42.111	30.159	41.100	30.852	261.5	1:56:48.757
7	2	3:12.178	56.378	1:23.585	52.215	126.3	16:44.304	59	1	1:41.868	29.973	41.132	30.763	261.5	1:58:30.625
8	2	2:21.991	44.975	55.584	41.432	120.4	19:06.295	60	1	1:42.489	30.297	41.164	31.028	261.5	2:00:13.114
9	2	1:41.645	30.966	40.848	29.831	262.8	20:47.940	61	1	1:42.437	30.129	41.123	31.185	260.2	2:01:55.551
10	2	2:23.368	29.779	1:01.937	51.652	261.5	23:11.308								
11	2	3:07.642	52.743	1:18.631	56.268		26:18.950								
12	2	3:16.604	1:11.100	1:15.665	49.839	127.5	29:35.554								
13	2	3:06.591	1:06.255	1:11.189	49.147		32:42.145								
14	2	3:12.232	1:09.213	1:11.092	51.927		35:54.377								
15	2	3:16.374 B	1:05.450	1:07.491	1:03.433		39:10.751								
16	2	3:01.643	1:15.301	1:03.564	42.778		42:12.394								
17	2	2:21.758	45.693	54.880	41.185	150.0	44:34.152								
18	2	1:41.384	30.498	40.827	30.059	260.2	46:15.536								
19	2	1:40.239	29.745	40.552	29.942	261.5	47:55.775								
20	2	1:40.186	29.978	40.328	29.880	260.9	49:35.961								
21	2	1:39.751	29.780	40.153	29.818	260.9	51:15.712								
22	2	1:39.989	29.872	40.286	29.831	260.9	52:55.701								
23	2	1:39.788	29.723	40.274	29.791	261.5	54:35.489								
24	2	1:39.830	29.736	40.246	29.848	260.9	56:15.319								
25	2	1:39.928	29.770	40.264	29.897	261.5	57:55.247								
26	2	1:40.333	29.796	40.330	30.207	262.1	59:35.580								
27	2	1:40.267	30.078	40.059	30.130	261.5	1:01:15.847								
28	2	1:39.757	29.803	40.079	29.875	261.5	1:02:55.604								
29	2	1:40.298	29.863	40.415	30.020	260.9	1:04:35.902								
30	2	1:46.144 B	30.196	40.424	35.524	261.5	1:06:22.046								
31	1	4:28.289	3:12.009	44.382	31.898	176.5	1:10:50.335								
32	1	1:42.708	30.648	41.402	30.658	260.2	1:12:33.043								
33	1	1:42.019	30.365	41.228	30.426	258.4	1:14:15.062								
34	1	1:41.188	30.114	40.801	30.273	259.0	1:15:56.250								
35	1	1:40.882	30.087	40.847	29.948	259.6	1:17:37.132								
36	1	1:40.586	29.922	40.741	29.923	260.9	1:19:17.718								
37	1	1:40.801	29.854	40.673	30.274	260.2	1:20:58.519								
38	1	1:41.333	30.066	40.957	30.310	260.2	1:22:39.852								
39	1	1:41.548	30.037	40.872	30.639	260.9	1:24:21.400								
40	1	1:43.893	30.421	42.047	31.425	264.1	1:26:05.293								

