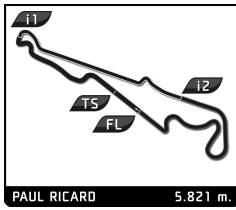


LE MANS CUP



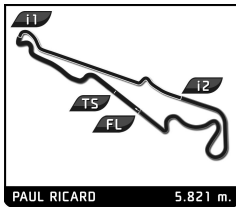
MLMC Collective Test Day
Le Castellet Round
Afternoon Test

Sector Analysis

Lap under Red Flag Invalidated Lap Personal Best Session Best B Crossing the pit lane

Lap	D	Time	Sector 1	Sector 2	Sector 3	T. Spd	Elapsed	Lap	D	Time	Sector 1	Sector 2	Sector 3	T. Spd	Elapsed
4		Nielsen Racing Duqueine D09 - Toyota LMP3 1.Jules CARANTA 2.Mikaeel PITAMBER													
1	1	3:16.170	1:30.718	45.258	1:00.194	115.4	3:16.170								
2	1	2:11.084	36.196	41.527	53.361	227.4	5:27.254								
3	1	2:03.951	33.179	38.612	52.160	245.5	7:31.205								
4	1	2:02.023	32.448	38.380	51.195	245.5	9:33.228								
5	1	2:15.272	32.401	38.573	1:04.298	245.5	11:48.500								
6	1	4:37.271 B	1:09.114	1:25.490	2:02.667	79.8	16:25.771								
7	2	8:47.735	7:14.488	39.623	53.624	136.5	25:13.506								
8	2	2:10.222	37.728	39.753	52.741	245.5	27:23.728								
9	2	2:02.818	32.775	38.298	51.745	246.6	29:26.546								
10	2	2:02.067	32.437	38.046	51.584	246.0	31:28.613								
11	2	2:10.317 B	32.568	39.398	58.351	246.6	33:38.930								
12	2	4:13.558	2:29.922	46.998	56.638	120.3	37:52.488								
13	2	2:07.895	35.960	39.192	52.743	208.5	40:00.383								
14	2	2:02.719	32.633	38.184	51.902	248.3	42:03.102								
15	2	2:01.955	32.500	38.186	51.269	246.6	44:05.057								
16	2	2:02.086	32.187	37.760	52.139	247.7	46:07.143								
17	2	2:01.619	32.246	37.787	51.586	247.7	48:08.762								
18	2	2:00.884	32.001	37.873	51.010	247.7	50:09.646								
19	2	2:07.797 B	32.142	38.094	57.561	248.3	52:17.443								
20	1	5:09.454	3:34.669	39.466	55.319	127.5	57:26.897								
21	1	2:05.181	31.969	38.242	54.970	247.1	59:32.078								
22	1	2:00.645	31.721	38.505	50.419	247.7	1:01:32.723								
5		23Events Racing Ligier JS P325 - Toyota LMP3 1.Isaac BARASHI 2.Matteo Franco SEGRE													
1	2	2:41.057	59.856	44.993	56.208	115.8	2:41.057								
2	2	2:32.737	34.071	1:03.467	55.199	242.2	5:13.794								
3	2	2:05.371	33.616	39.354	52.401	246.0	7:19.165								
4	2	2:12.948	33.616	47.855	51.477	247.7	9:32.113								
5	2	2:14.799 B	32.456	38.872	4:03.474	247.1	11:46.912								
6	2	5:46.336	2:30.462	1:28.024	1:47.850	77.1	17:33.248								
7	2	3:50.317 B	1:10.298	1:19.814	1:20.205	77.6	21:23.565								
8	2	3:49.257	2:09.056	44.461	55.740	137.1	25:12.822								
9	2	2:13.877	34.640	44.170	55.067	241.1	27:26.699								
10	2	2:02.168	32.881	38.217	51.070	247.7	29:28.867								
11	2	2:01.233	32.201	38.057	50.975	248.3	31:30.100								
12	2	2:08.162	32.115	38.769	57.278	248.8	33:38.262								
13	2	2:04.477	32.740	37.943	50.794	248.3	35:39.739								
14	2	2:06.582 B	32.200	37.919	56.463	248.3	37:46.321								
15	1	5:02.723	3:32.072	38.673	51.978	133.3	42:49.044								
16	1	2:02.546	32.570	38.285	51.691	249.4	44:51.590								
17	1	2:03.096	33.940	38.286	50.870	248.3	46:54.686								
18	1	2:01.552	32.350	38.319	50.883	248.8	48:56.238								
19	1	2:01.727	32.380	38.374	50.973	247.7	50:57.965								
20	1	2:02.490	32.229	37.849	52.412	250.0	53:00.455								
21	1	2:04.837	32.473	38.590	50.774	250.6	55:02.292								
22	1	2:01.318	32.077	37.947	51.294	248.8	57:03.610								
23	1	2:00.512	31.930	37.777	50.805	250.0	59:04.122								
24	1	2:02.488	32.446	38.523	51.519	248.8	1:01:06.610								
6		ANS Motorsport Ligier JS P325 - Toyota LMP3 1.Mikkel KRISTENSEN ILLA 2.Arthur PAVIE													
1	2	3:28.060	1:46.934	43.604	57.522	121.8	3:28.060								
2	2	2:08.849	34.671	40.197	53.981	240.5	5:36.909								
3	2	2:05.494	33.309	39.030	53.155	248.3	7:42.403								
4	2	2:05.550	32.992	40.071	52.487	245.5	9:47.953								
5	2	2:19.705	32.750	38.823	1:08.132	246.0	12:07.658								
6	2	4:30.679	1:15.971	1:25.941	1:48.767	73.9	16:38.337								
7	2	4:16.689 B	1:10.007	1:29.072	1:37.610	79.3	20:55.026								
8	2	4:03.313	2:29.885	40.780	52.648	130.8	24:58.339								
9	2	2:10.159	33.555	39.484	57.120	245.5	27:08.498								
10	2	2:05.353	32.825	38.851	53.677	246.6	29:13.851								
11	2	2:02.589	32.725	38.256	51.608	248.3	31:16.440								
12	2	2:05.911	34.435	38.578	52.898	247.1	33:22.351								
13	2	2:02.233	32.588	38.431	51.214	247.1	35:24.584								
14	2	2:09.523 B	32.434	38.075	59.014	246.6	37:34.107								
15	2	4:46.496 B	3:05.939	39.838	1:00.719	132.0	42:20.603								
16	2	4:09.122 B	2:03.807	54.961	1:10.354	110.0	46:29.725								
17	2	3:24.697	1:32.827	51.658	1:00.212	119.5	49:54.422								
18	2	2:08.260	33.878	40.685	53.697	243.8	52:02.682								
19	2	2:04.188	32.773	39.770	51.645	247.7	54:06.870								
20	2	2:01.385	32.362	38.140	50.883	247.7	56:08.255								
21	2	2:01.354	32.271	38.050	51.033	247.7	58:09.609								
22	2	2:07.065	32.195	42.011	52.859	248.8	1:00:16.674								
8		BWT Muecke Motorsport Duqueine D09 - Toyota LMP3 1.Mattis PLUSCHKELL 2.Maksymilian ANGELARD													
1	2	3:19.734	1:35.474	46.056	58.204	103.2	3:19.734								
2	2	2:10.024	36.760	40.721	52.543	233.8	5:29.758								
3	2	2:04.229	32.881	38.254	53.094	246.6	7:33.987								
4	2	2:02.489	32.662	38.303	51.524	248.3	9:36.476								
5	2	2:13.844	32.494	38.775	1:02.575	248.3	11:50.320								
6	2	4:24.601	1:09.482	1:26.198	1:48.921	79.0	16:14.921								
7	2	4:21.343 B	1:09.552	1:26.220	1:45.571	79.0	20:36.264								
8	2	4:17.397	2:44.913	39.313	53.171	144.6	24:53.661								
9	2	2:04.415	33.374	38.610	52.431	247.1	26:58.076								
10	2	2:02.654	33.005	38.145	51.504	249.4	29:00.730								
11	2	2:01.590	32.349	38.002	51.239	248.8	31:02.320								
12	2	2:01.322	32.069	38.000	51.253	249.4	33:03.642								
13	2	2:09.019 B	32.065	38.094	58.860	249.4	35:12.661								
14	1	4:49.553	3:18.391	38.408	52.754	150.2	40:02.214								
15	1	2:02.119	32.644	38.142	51.333	250.0	42:04.333								
16	1	2:02.116	32.733	38.230	51.153	250.0	44:06.449								
17	1	2:01.327	32.109	37.769	51.449	251.2	46:07.776								
18	1	2:01.489	32.455	37.888	51.146	251.7	48:09.265								
19	1	2:04.437	32.440	37.986	51.011	251.2	50:10.702								
20	1	2:07.241	32.281	39.256	55.704	250.6	52:17.943								
21	1	2:03.149	32.370	38.227	52.552	250.0	54:21.092								
22	1	2:01.062	32.175	37.908	50.979	250.0	56:22.154								
23	1	2:08.036 B	32.737	37.898	57.401	252.3	58:30.190								





MLMC Collective Test Day
Le Castellet Round
Afternoon Test

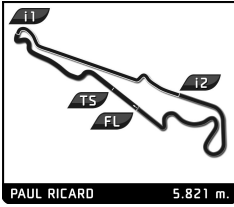
Sector Analysis

Lap under Red Flag Invalidated Lap Personal Best Session Best Crossing the pit lane

Lap	D	Time	Sector 1	Sector 2	Sector 3	T. Spd	Elapsed	Lap	D	Time	Sector 1	Sector 2	Sector 3	T. Spd	Elapsed	
9	ANS Motorsport Ligier JS P325 - Toyota															
	1.Louis IGLESIAS LMP3															
	2.Maxwell DODDS															
	1	2	3:21.363	1:36.203	45.937	59.223	134.5	3:21.363	13	2	4:38.091	3:03.181	39.606	55.304	149.0	43:07.752
	2	2	2:11.256	36.446	40.775	54.035	204.9	5:32.619	14	2	2:05.010	32.869	38.947	53.194	245.5	45:12.762
	3	2	2:07.611	35.295	39.328	52.988	235.8	7:40.230	15	2	2:05.500	33.143	39.171	53.186	244.3	47:18.262
	4	2	2:05.980	33.320	41.015	51.645	244.9	9:46.210	16	2	2:04.290	32.655	38.935	52.700	243.8	49:22.552
	5	2	2:12.541	32.455	38.251	1:01.835	247.1	11:58.751	17	2	2:04.764	32.533	39.489	52.742	244.9	51:27.316
	6	2	4:20.473	1:09.074	1:25.673	1:45.726	79.5	16:19.224	18	2	2:22.387 B	32.561	38.958	1:10.868	243.2	53:49.703
	7	2	4:21.802 B	1:09.105	1:25.728	1:46.969	79.4	20:41.026								
	8	1	5:39.475	4:02.301	42.763	54.411	122.7	26:20.501								
	9	1	2:04.470	34.045	38.802	51.623	243.8	28:24.971								
10	1	2:01.447	32.327	37.864	51.256	248.3	30:26.418									
11	1	2:09.320 B	31.932	37.316	1:00.072	247.7	32:35.738									
10	Racing Spirit of Lemans Aston Martin Vantage AMR GT3 Evo															
	1.Philipp SAGER GT3															
	2.Valentin HASSE CLOT															
	1	2	4:01.660	2:15.498	46.343	59.819	130.8	4:01.660	1	1	2:43.413	1:04.089	43.059	56.265	135.3	2:43.413
	2	2	2:08.304	34.223	40.344	53.734	233.8	6:09.961	2	1	2:07.969	33.545	39.711	54.713	240.5	4:51.382
	3	2	2:04.070	32.769	38.725	52.576	245.5	8:14.031	3	1	2:06.920	32.989	40.038	53.893	247.1	6:58.302
	4	2	2:08.051	32.688	39.668	55.695	245.5	10:22.082	4	1	2:03.755	32.247	38.308	53.200	248.3	9:02.057
	5	2	4:53.112 B	32.805	40.697	3:39.610	246.0	15:15.194	5	1	2:02.806	32.448	38.367	51.991	246.6	11:04.863
	6	1	8:06.296 B	1:13.590	1:25.530	5:27.176	80.3	23:21.490	6	1	4:24.281 B	34.385	1:25.719	2:24.177	248.3	15:29.144
	7	1	2:31.735	52.659	42.911	56.165	132.0	25:53.225	7	1	11:02.823	9:22.455	43.789	56.579	121.2	26:31.967
	8	1	2:11.154	34.589	40.652	55.913	245.5	28:04.379	8	1	2:09.286	36.337	39.703	53.246	230.3	28:41.253
	9	1	2:13.068	33.469	39.914	59.685	244.3	30:17.447	9	1	2:03.317	33.238	38.480	51.599	241.6	30:44.570
10	1	3:38.278 B	33.502	39.999	2:24.777	242.2	33:55.725	10	1	2:01.875	31.617	37.698	52.560	248.3	32:46.445	
11	1	2:46.835	1:00.082	45.770	1:00.983	96.0	36:42.560	11	1	1:59.661	31.851	37.560	50.250	248.8	34:46.106	
12	1	2:18.509	36.833	43.219	58.457	245.5	39:01.069	12	1	2:04.282	31.993	37.814	54.475	248.3	36:50.388	
13	1	2:09.615	34.872	39.921	54.822	242.7	41:10.684	13	1	2:12.234 B	32.026	39.258	1:00.950	249.4	39:02.622	
14	1	2:06.868	33.173	39.693	54.002	244.3	43:17.552	14	2	4:24.687	2:54.811	38.360	51.516	151.7	43:27.309	
15	1	2:05.751	33.152	39.238	53.361	244.3	45:23.303	15	2	2:01.322	32.239	38.049	51.034	248.8	45:28.631	
16	1	2:06.362	32.676	39.422	54.264	245.5	47:29.665	16	2	2:01.986	32.752	38.491	50.743	249.4	47:30.617	
17	1	2:10.476	34.877	41.312	54.287	237.9	49:40.141	17	2	2:00.753	32.243	38.020	50.490	250.0	49:31.370	
18	1	4:46.764 B	33.159	39.663	3:33.939	245.5	54:26.902	18	2	2:01.346	32.451	37.965	50.930	249.4	51:32.716	
19	1	2:27.969	53.573	39.936	54.460	108.5	56:54.871	19	2	1:59.745	31.686	37.552	50.507	250.0	53:32.461	
20	1	2:09.251	33.341	40.289	55.621	244.9	59:04.122	20	2	2:04.729	34.727	37.655	55.347	251.2	55:37.190	
21	1	2:19.565 B	34.404	41.186	1:03.975	228.8	1:01:23.687	21	2	2:00.138	31.974	37.699	50.465	248.8	57:37.328	
22	2	2:09.864 B						22	2	2:09.864 B	31.867	39.302	58.695	250.0	59:47.192	
11	Code Racing Development Aston Martin Vantage AMR GT3 Evo															
	1.Sebastian MORENO GT3															
	2.Ethan ISCHER															
	1	2	4:06.642	2:10.918	53.600	1:02.124	102.8	4:06.642	1	1	2:52.558	1:12.829	44.560	55.169	125.6	2:52.558
	2	2	2:32.536	40.030	51.576	1:00.930	215.1	6:39.178	2	1	2:07.539	33.971	41.592	51.976	247.7	5:00.097
	3	2	2:27.179	39.376	45.083	1:02.720	173.4	9:06.357	3	1	2:05.526	33.111	38.415	54.000	249.4	7:05.623
	4	2	2:21.121	40.281	45.377	55.463	149.8	11:27.478	4	1	2:02.994	32.997	38.358	51.639	248.3	9:08.617
	5	2	4:55.963 B	1:01.423	1:25.437	2:29.103	79.9	16:23.441	5	1	2:06.233	33.075	38.300	54.858	248.8	11:14.850
	6	1	9:15.132	7:32.963	45.423	56.746	107.9	25:38.573	6	1	12:51.577 B	50.467	1:26.384	...	248.8	24:06.427
	7	1	2:09.075	34.727	39.977	54.371	239.5	27:47.648	7	1	2:36.126	56.651	43.886	55.589	122.9	26:42.553
	8	1	2:06.431	33.281	39.276	53.874	243.8	29:54.079	8	1	2:05.910	33.878	39.219	52.813	249.4	28:48.463
	9	1	2:09.075	33.193	40.739	55.143	243.2	32:03.154	9	1	2:01.687	32.790	37.939	50.958	249.4	30:50.150
10	1	2:05.460	33.276	39.284	52.900	241.6	34:08.614	10	1	2:05.275	33.271	38.738	53.266	249.4	32:55.425	
11	1	2:05.552	32.988	39.211	53.353	242.7	36:14.166	11	1	2:02.146	32.367	38.501	51.278	250.0	34:57.571	
12	1	2:15.495 B	34.402	39.971	1:01.122	242.2	38:29.661	12	1	2:03.290	32.357	38.824	52.109	250.0	37:00.861	
								13	1	2:01.143	32.046	38.075	51.022	250.0	39:02.004	
								14	1	2:03.195	32.932	38.466	51.797	251.2	41:05.199	
								15	1	2:01.240	32.099	38.095	51.046	250.0	43:06.439	
								16	1	4:26.503 B	33.004	38.786	3:14.713	250.6	47:32.942	
								17	2	2:18.829	48.802	38.113	51.914	150.2	49:51.771	
								18	2	2:01.148	32.112	37.882	51.154	251.2	51:52.919	
								19	2	2:04.735	32.592	38.251	53.892	254.1	53:57.654	



LE MANS CUP



MLMC Collective Test Day
Le Castellet Round
Afternoon Test

Sector Analysis

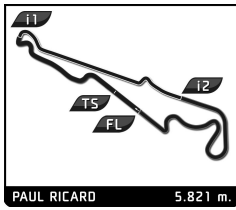
Lap under Red Flag Invalidated Lap Personal Best Session Best Crossing the pit lane

Lap	D	Time	Sector 1	Sector 2	Sector 3	T. Spd	Elapsed	Lap	D	Time	Sector 1	Sector 2	Sector 3	T. Spd	Elapsed
20	2	2:05.340	32.964	37.728	54.621	250.0	56:02.964	21	2	2:09.476	32.517	38.920	58.039	244.9	57:16.949
21	2	2:01.129	32.008	37.923	51.198	251.2	58:04.093	22	2	2:04.226	32.912	38.763	52.551	244.9	59:21.175
22	2	2:00.641	32.012	37.805	50.824	251.7	1:00:04.734	23	2	2:07.536	32.988	41.783	52.765	245.5	1:01:28.711

16 Ajith Redant by Virage								19 Brutal Fish by Campos							
1. Ajith KUMAR								1. Matus RYBA							
2. Romain VOZNIAK								2. Lucas FLUXÀ CROSS							
Lap	D	Time	Sector 1	Sector 2	Sector 3	T. Spd	Elapsed	Lap	D	Time	Sector 1	Sector 2	Sector 3	T. Spd	Elapsed
1	1	3:14.461	1:01.631	57.684	1:15.146	78.5	3:14.461	1	1	4:09.078	1:01.274	45.265	2:22.539	146.7	4:09.078
2	1	2:34.317	42.850	49.024	1:02.443	192.5	5:48.778	2	1	2:39.299	39.532	47.342	1:12.425	201.5	6:48.377
3	1	2:18.351	37.919	43.114	57.318	213.0	8:07.129	3	1	4:05.792	2:30.323	42.104	53.365	149.8	10:54.169
4	1	2:15.856	35.708	43.644	56.504	240.0	10:22.985	4	1	3:43.615	33.705	1:23.948	1:45.962	245.5	14:37.784
5	1	3:26.961	35.045	1:01.801	1:50.115	245.5	13:49.946	5	1	4:20.796	1:09.302	1:25.901	1:45.593	79.2	18:58.580
6	1	4:28.195	1:11.673	1:27.669	1:48.853	78.7	18:18.141	6	1	7:34.757	5:55.803	43.870	55.084	103.8	26:33.337
7	1	3:58.783	1:13.677	1:15.135	1:29.971	78.6	22:16.924	7	1	2:08.569	35.525	39.883	53.161	243.8	28:41.906
8	1	3:09.663	1:26.497	43.382	59.784	112.3	25:26.587	8	1	2:04.188	33.370	38.977	51.841	243.2	30:46.094
9	1	2:12.467	35.500	40.517	56.450	243.2	27:39.054	9	1	2:03.972	32.117	37.906	53.949	248.8	32:50.066
10	1	2:11.701	35.179	40.348	56.174	244.3	29:50.755	10	1	2:01.354	32.282	38.058	51.014	247.7	34:51.420
11	1	2:13.284	35.076	40.610	57.595	245.5	32:04.036	11	1	2:00.148	31.945	37.672	50.531	248.8	36:51.568
12	1	2:11.139	35.116	40.514	55.509	245.5	34:15.175	12	1	2:02.629	31.745	38.660	52.224	250.0	38:54.197
13	1	2:13.573	36.940	40.732	55.901	244.9	36:28.748	13	1	2:07.180	31.590	37.626	57.964	250.0	41:01.377
14	1	2:10.864	34.929	40.418	55.517	244.9	38:39.612	14	2	4:25.000	2:55.497	38.249	51.254	139.0	45:26.377
15	1	2:09.866	34.883	40.185	54.798	244.9	40:49.478	15	2	2:02.488	32.040	39.019	51.429	250.0	47:28.865
16	1	2:08.141	34.107	39.542	54.492	245.5	42:57.619	16	2	2:00.719	32.270	37.783	50.666	248.8	49:29.584
17	1	2:07.834	33.932	39.641	54.261	246.0	45:05.453	17	2	2:04.478	31.896	37.962	51.320	250.0	51:30.762
18	1	2:07.544	34.150	39.421	53.973	246.6	47:12.997	18	2	2:00.604	31.715	37.736	51.153	250.0	53:31.366
19	1	2:07.045	33.632	39.462	53.951	245.5	49:20.042	19	2	1:59.974	31.637	37.590	50.747	250.0	55:31.340
20	1	2:19.076	33.829	40.780	1:04.467	247.1	51:39.118	20	2	2:00.055	31.744	37.758	50.553	249.4	57:31.395
21	1	2:09.966	35.009	39.947	55.010	241.1	53:49.084	21	2	2:09.741	31.779	38.496	59.466	251.2	59:41.136
22	1	2:08.926	34.637	40.132	54.157	246.0	55:58.010								
23	1	2:07.671	33.845	39.493	54.333	247.1	58:05.681								
24	1	2:31.781	33.638	48.516	1:09.627	248.8	1:00:37.462								

17 Kessel Racing								20 High Class Racing							
1. Lorenzo Ferdinando INNOCI								1. Philip LINDBERG							
2. David Cleto FUMANELLI								2. Lenny RIED							
Lap	D	Time	Sector 1	Sector 2	Sector 3	T. Spd	Elapsed	Lap	D	Time	Sector 1	Sector 2	Sector 3	T. Spd	Elapsed
1	1	3:18.408	1:18.091	45.735	1:14.582	114.5	3:18.408	1	2	3:27.183	1:44.769	44.396	58.018	125.6	3:27.183
2	1	2:35.275	54.812	42.964	57.499	98.6	5:53.683	2	2	2:09.133	34.659	40.008	54.466	234.8	5:36.316
3	1	2:17.798	35.102	41.532	1:01.164	242.2	8:11.481	3	2	2:05.481	33.488	38.978	53.015	248.3	7:41.797
4	1	2:14.263	34.313	42.660	57.290	241.6	10:25.744	4	2	2:04.957	33.075	40.029	51.853	245.5	9:46.754
5	1	3:24.952	34.003	1:01.746	1:49.203	242.2	13:50.696	5	2	2:16.851	32.535	38.425	1:05.891	246.6	12:03.605
6	1	4:28.002	1:11.606	1:27.866	1:48.530	75.3	18:18.698	6	2	4:23.252	1:09.822	1:26.605	1:46.825	78.7	16:26.857
7	1	5:00.781	1:13.906	1:15.036	2:31.839	77.0	23:19.479	7	2	5:39.189	1:09.835	1:26.663	3:02.691	78.6	22:06.046
8	1	2:33.039	52.258	41.365	59.416	134.0	25:52.518	8	2	3:01.958	1:27.365	40.266	54.327	146.1	25:08.004
9	1	2:10.712	34.752	40.385	55.575	241.6	28:03.230	9	2	2:04.263	33.239	38.669	52.355	245.5	27:12.267
10	1	2:08.674	34.067	39.896	54.708	242.2	30:11.901	10	2	2:02.761	32.845	38.399	51.517	247.7	29:15.028
11	1	2:09.126	34.703	40.013	54.410	242.7	32:21.027	11	2	2:02.040	32.598	38.216	51.226	248.3	31:17.068
12	1	2:08.446	34.161	39.770	54.515	243.2	34:29.473	12	2	3:57.266	33.180	38.307	2:45.779	248.3	35:14.334
13	1	2:10.258	34.441	40.117	55.700	242.2	36:39.731	13	1	2:24.094	51.602	39.500	52.992	147.1	37:38.428
14	1	5:29.973	34.527	40.458	4:14.988	243.2	42:09.704	14	1	2:03.332	32.808	38.542	51.982	246.0	39:41.760
15	2	2:26.827	52.640	39.720	54.467	118.8	44:36.531	15	1	2:03.801	32.880	38.711	52.210	245.5	41:45.561
16	2	2:05.502	33.477	39.058	52.967	244.3	46:42.033	16	1	2:04.932	34.444	38.836	51.652	245.5	43:50.493
17	2	2:09.126	34.056	39.415	55.655	244.3	48:51.159	17	1	2:02.453	32.578	38.331	51.544	246.6	45:52.946
18	2	2:03.968	32.834	38.626	52.508	244.9	50:55.127	18	1	2:02.465	32.680	38.403	51.382	245.5	47:55.411
19	2	2:08.369	33.244	39.044	56.081	245.5	53:03.496	19	1	2:02.544	32.470	38.521	51.553	246.6	49:57.955
20	2	2:03.977	32.525	38.760	52.692	244.3	55:07.473	20	1	2:02.588	32.525	38.291	51.772	247.1	52:00.543
								21	1	2:02.678	33.070	38.331	51.277	246.0	54:03.221
								22	1	2:02.652	32.678	38.325	51.649	247.7	56:05.873
								23	1	2:02.046	32.548	38.309	51.189	247.1	58:07.919





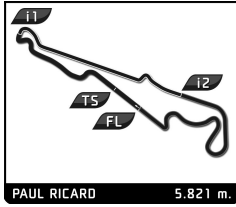
MLMC Collective Test Day
Le Castellet Round
Afternoon Test

Sector Analysis

Lap under Red Flag Invalidated Lap Personal Best Session Best B Crossing the pit lane

Lap	D	Time	Sector 1	Sector 2	Sector 3	T. Spd	Elapsed	Lap	D	Time	Sector 1	Sector 2	Sector 3	T. Spd	Elapsed
21 Kessel Racing Ferrari 296 GT3 Evo 1.Oscar Lee RYNDZIEWICZ GT3 2.Lorenzo FERRARI															
1	2	3:25.482	1:41.735	47.159	56.588	129.7	3:25.482								
2	2	2:10.116	34.516	41.504	54.096	237.9	5:35.598								
3	2	2:09.576	33.410	39.390	56.776	240.0	7:45.174								
4	2	2:06.302	33.095	40.266	52.941	240.0	9:51.476								
5	2	2:25.720	32.956	39.113	4:13.654	240.5	12:17.196								
6	2	7:08.177 B	1:08.484	1:25.077	4:34.616	80.1	19:25.373								
7	2	5:25.101	3:50.793	40.377	53.931	131.4	24:50.474								
8	2	2:10.517	34.064	39.983	56.470	241.6	27:00.991								
9	2	2:06.385	34.025	39.021	53.339	242.2	29:07.376								
10	2	2:04.665	32.955	38.830	52.880	243.2	31:12.041								
11	2	4:08.868 B	35.109	39.673	2:54.086	242.7	35:20.909								
12	1	2:29.736	52.030	42.522	55.484	141.4	37:50.645								
13	1	2:14.008	36.863	41.325	55.820	242.2	40:04.653								
14	1	2:11.898	34.180	40.374	57.344	241.6	42:16.551								
15	1	2:55.044 B	34.009	41.756	1:39.249	242.2	45:11.565								
16	1	2:27.238	52.201	40.289	54.748	130.9	47:38.803								
17	1	2:12.674	34.484	42.509	55.678	241.1	49:51.474								
18	1	2:09.464	34.251	40.456	54.757	241.1	52:00.938								
19	1	2:11.274	33.951	40.977	56.346	241.6	54:12.212								
20	1	2:09.404	34.199	40.320	54.582	241.6	56:21.313								
21	1	2:09.451	34.286	40.273	54.892	241.6	58:30.764								
22	1	2:08.949	33.888	40.545	54.516	241.6	1:00:39.713								
22 Trajectus Motorsport Ligier JS P325 - Toyota 1.André VIEIRA LMP3 2.Mathis POULET															
1	1	3:34.009	1:51.926	44.061	58.022	113.4	3:34.009								
2	1	2:09.856	35.066	40.287	54.503	242.2	5:43.865								
3	1	2:05.577	33.344	38.964	53.269	246.6	7:49.442								
4	1	2:06.901	32.972	39.198	54.731	247.1	9:56.343								
5	1	2:30.101	33.167	38.867	1:18.067	247.7	12:26.444								
6	1	4:20.647	1:09.175	1:25.718	1:45.754	79.3	16:47.091								
7	1	6:04.850 B	1:09.367	1:26.456	3:29.027	79.2	22:51.941								
8	1	2:39.108	1:03.697	41.410	54.001	144.6	25:31.049								
9	1	2:08.084	33.796	40.088	54.200	246.0	27:39.133								
10	1	2:04.619	32.947	38.797	52.875	246.6	29:43.752								
11	1	2:03.413	32.692	38.695	52.026	248.3	31:47.165								
12	1	2:03.043	32.824	38.501	51.718	248.3	33:50.208								
13	1	2:03.789	32.713	38.479	52.597	248.3	35:53.997								
14	1	5:26.687 B	33.973	38.598	4:14.116	249.4	41:20.684								
15	2	2:20.466	49.846	38.749	51.871	149.4	43:41.150								
16	2	2:02.390	32.568	38.342	51.480	247.1	45:43.540								
17	2	2:02.204	32.251	38.285	51.668	248.3	47:45.744								
18	2	2:02.502	32.346	38.289	51.867	248.8	49:48.246								
19	2	2:01.871	32.473	38.112	51.286	250.6	51:50.117								
20	2	2:01.633	32.404	38.008	51.221	250.0	53:51.750								
21	2	2:01.946	32.513	38.248	51.185	251.2	55:53.696								
22	2	2:05.858	33.062	38.462	54.334	251.2	57:59.554								
23	2	2:41.069 B	35.378	39.233	1:26.458	205.3	1:00:40.623								
23 Biogas Motorsport Ferrari 296 GT3 1.Josep MAYOLA COMADIF GT3 2.Marc CAROL YBARRA															
1	1	3:04.818	1:12.361	47.400	1:05.057	115.0	3:04.818								
2	1	2:17.537	36.294	43.688	57.555	236.3	5:22.355								
3	1	2:14.229	35.556	41.143	57.530	238.4	7:36.584								
4	1	23:09.386 B	34.802	4:37.537	...	238.4	30:45.970								
5	2	2:55.391	1:02.482	51.090	1:01.819	109.9	33:41.361								
6	2	2:13.314	35.321	41.648	56.375	236.8	35:54.675								
7	2	2:08.589	34.476	39.793	54.320	240.0	38:03.264								
8	2	2:06.446	33.368	39.402	53.376	240.5	40:09.410								
9	2	2:20.004	34.296	43.279	1:02.429	241.6	42:29.414								
10	2	2:10.193	33.358	39.572	57.263	242.2	44:39.607								
11	2	2:09.836	35.661	40.062	54.113	241.6	46:49.443								
12	2	2:05.733	33.169	39.224	53.340	241.1	48:55.176								
13	2	4:04.042 B	32.954	39.529	2:51.559	242.2	52:59.218								
14	2	2:24.150	50.567	39.714	53.869	141.9	55:23.368								
15	2	2:05.390	33.098	39.130	53.162	242.2	57:28.758								
16	2	2:06.418	33.051	39.276	54.091	242.2	59:35.176								
17	2	2:05.084	32.996	39.096	52.992	242.2	1:01:40.260								
24 Racing Spirit of Lemans Ligier JS P325 - Toyota 1.Christian GISY LMP3 Pro/Am 2.Oskar KRISTENSEN															
1	2	3:22.692	1:34.588	48.747	59.357	110.2	3:22.692								
2	2	2:12.026	36.130	42.137	53.759	241.6	5:34.718								
3	2	2:05.945	33.932	39.035	52.978	245.5	7:40.663								
4	2	2:04.659	33.259	39.893	51.507	248.3	9:45.322								
5	2	2:16.663	32.517	38.394	1:05.752	247.1	12:01.985								
6	2	8:04.934 B	1:08.811	1:25.500	5:30.623	79.6	20:06.919								
7	2	4:50.133	3:12.541	44.178	53.414	135.3	24:57.052								
8	2	2:04.652	34.164	38.779	51:709	244.3	27:01.704								
9	2	2:03.248	32.906	38.542	51.800	248.8	29:04.952								
10	2	2:02.817	32.996	38.177	51.644	250.0	31:07.769								
11	2	2:02.870	33.273	38.113	51.484	247.7	33:10.639								
12	2	2:01.502	32.442	37.963	51.097	246.6	35:12.141								
13	2	4:36.950 B	32.384	38.205	3:26.361	246.6	39:49.091								
14	1	2:31.797	56.028	40.612	55.157	132.2	42:20.888								
15	1	2:08.020	33.914	39.929	54.177	246.0	44:28.908								
16	1	2:07.523	33.533	40.057	53.933	245.5	46:36.431								
17	1	2:08.417	33.890	40.096	54.431	245.5	48:44.848								
18	1	2:07.954	34.845	39.747	53.362	245.5	50:52.802								
19	1	2:06.443	33.398	39.523	53.522	244.9	52:59.245								
20	1	2:06.302	33.310	39:778	53.214	246.0	55:05.547								
21	1	2:06.169	33.635	39.566	52.968	246.0	57:11.716								
22	1	2:07.195	33.466	39.356	54.373	246.6	59:18.911								
23	1	2:07.432	33.909	39.932	53.591	245.5	1:01:26.343								
27 P4 Racing Ligier JS P325 - Toyota 1.Andrew FERGUSON LMP3 Pro/Am 2.Louis HAMILTON-SMITH															
1	1	3:49.141	2:01.564	47.759	59.818	102.3	3:49.141								
2	1	2:11.008	35.154	40.979	54.875	242.2	6:00.149								
3	1	2:10.056	35.154	39.874	55.028	219.5	8:10.205								
4	1	2:09.735	34.105	41.296	54.334	244.9	10:19.940								





MLMC Collective Test Day
Le Castellet Round
Afternoon Test

Sector Analysis

Lap under Red Flag Invalidated Lap Personal Best Session Best B Crossing the pit lane

Lap	D	Time	Sector 1	Sector 2	Sector 3	T. Spd	Elapsed	Lap	D	Time	Sector 1	Sector 2	Sector 3	T. Spd	Elapsed	
5	1	3:01.982	33.745	40.870	1:47.367	243.8	13:21.922	8	1	5:42.776	4:07.724	40.933	54.119	140.1	25:35.208	
6	1	4:28.229	1:10.714	1:27.787	1:49.728	78.9	17:50.151	9	1	2:06.874	33.190	38.453	55.231	247.1	27:42.082	
7	1	4:48.414	B	1:11.580	1:26.079	2:10.755	78.8	22:38.565	10	1	2:05.580	33.774	38.822	52.984	248.3	29:47.662
8	1	2:45.435	1:05.366	43.526	56.543	140.6	25:24.000	11	1	2:03.284	32.917	38.559	51.808	248.3	31:50.946	
9	1	2:08.082	33.972	39.912	54.198	242.7	27:32.082	12	1	2:01.800	32.407	38.187	51.206	247.7	33:52.746	
10	1	2:08.170	33.904	39.722	54.544	246.0	29:40.252	13	1	2:09.020	B	32.396	38.230	58.394	248.3	36:01.766
11	1	3:46.612	B	33.765	40.623	2:32.224	247.1	33:26.864	14	2	4:45.685	3:06.295	42.820	56.570	121.3	40:47.451
12	2	2:22.984	51.184	39.006	52.794	126.0	35:49.848	15	2	2:05.307	33.750	38.700	52.857	247.1	42:52.758	
13	2	2:03.511	33.095	38.525	51.891	246.0	37:53.359	16	2	2:04.178	33.634	38.407	52.137	248.3	44:56.936	
14	2	2:03.219	33.335	38.372	51.512	247.7	39:56.578	17	2	2:02.609	32.446	37.147	53.016	247.7	46:59.545	
15	2	2:01.959	32.565	38.184	51.210	247.7	41:58.537	18	2	2:02.236	32.268	38.550	51.418	248.8	49:01.781	
16	2	2:54.874	B	33.724	38.450	1:42.700	247.1	44:53.411	19	2	2:01.968	32.414	38.210	51.344	248.3	51:03.749
17	2	2:44.347	59.516	46.875	57.956	122.3	47:37.758	20	2	2:02.015	32.140	38.017	51.858	248.8	53:05.764	
18	2	2:11.511	34.940	40.436	56.135	243.8	49:49.269	21	2	2:07.723	32.804	39.796	55.123	253.5	55:13.487	
19	2	2:03.269	33.071	38.599	51.599	247.7	51:52.538	22	2	2:01.954	32.485	38.103	51.366	248.8	57:15.441	
20	2	2:01.963	32.522	38.256	51.185	247.1	53:54.501	23	2	2:03.148	32.220	38.121	52.807	248.8	59:18.589	
21	2	2:01.914	32.379	38.316	51.219	248.3	55:56.415	24	2	2:03.139	32.243	39.695	51.201	248.8	1:01:21.728	
22	2	2:01.376	32.181	38.179	51.016	248.8	57:57.791									
23	2	2:02.842	32.478	38.696	51.668	247.7	1:00:00.633									

29 Forestier Racing by VPS Ligier JS P325 - Toyota
1.Luciano MORANO LMP3
2.Roeë MEYUHAS

1	1	7:15.717	5:36.815	43.222	55.680	120.7	7:15.717	
2	1	2:06.713	34.466	39.425	52.822	247.1	9:22.430	
3	1	8:13.771	B	32.811	38.466	7:02.494	243.2	17:36.201
4	1	3:52.444	B	1:14.518	1:19.228	1:18.698	79.3	21:28.645
5	1	3:36.916	2:01.945	39.163	55.808	150.8	25:05.561	
6	1	2:04.776	32.748	38.300	53.728	247.7	27:10.337	
7	1	2:02.470	32.499	37.989	51.982	250.0	29:12.807	
8	1	2:00.468	31.981	37.734	50.753	250.6	31:13.275	
9	1	2:06.425	33.332	39.656	53.437	251.2	33:19.700	
10	1	4:44.176	B	32.110	37.752	3:34.314	250.0	38:03.876
11	2	2:21.077	50.554	38.735	51.788	142.1	40:24.953	
12	2	2:02.156	32.555	38.187	51.414	247.7	42:27.109	
13	2	2:03.427	32.991	38.641	51.795	250.0	44:30.536	
14	2	2:06.312	33.432	39.382	53.498	250.0	46:36.848	
15	2	2:03.349	33.789	38.376	51.184	250.0	48:40.197	
16	2	2:01.368	32.334	37.996	51.038	248.3	50:41.565	
17	2	2:03.525	32.257	38.240	53.028	248.3	52:45.090	
18	2	2:01.899	32.501	38.264	51.134	251.2	54:46.989	
19	2	2:01.706	32.401	38.088	51.217	250.0	56:48.695	
20	2	2:01.847	32.234	38.271	51.342	249.4	58:50.542	
21	2	2:06.528	33.398	40.374	52.756	250.6	1:00:57.070	

34 Inter Europol Competition Ligier JS P325 - Toyota
1.Alexander BUKHANTSOV LMP3 Pro/Am
2.Shawn RASHID

1	1	2:49.855	59.878	48.646	1:01.331	100.7	2:49.855	
2	1	2:15.956	36.306	43.941	55.709	233.3	5:05.811	
3	1	2:07.675	34.552	39.681	53.442	246.6	7:13.486	
4	1	2:04.692	33.455	38.921	52.316	246.6	9:18.178	
5	1	2:03.860	33.042	38.648	52.170	247.1	11:22.038	
6	1	4:06.382	52.505	1:26.485	1:47.392	247.1	15:28.420	
7	1	4:24.012	B	1:10.011	1:26.779	1:47.222	78.6	19:52.432

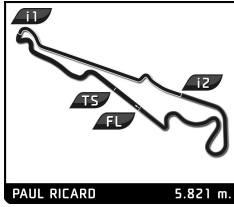
36 Ajith Redant Racing Ligier JS P325 - Toyota
1.Aditya PATEL LMP3
2.Narain KARTHIKEYAN

1	2	3:14.690	1:26.297	44.227	1:04.166	126.5	3:14.690	
2	2	2:15.227	38.943	41.656	54.628	204.9	5:29.917	
3	2	2:12.116	36.116	40.398	55.602	193.9	7:42.033	
4	2	2:16.987	35.881	40.957	1:00.149	210.1	9:59.020	
5	2	2:31.383	33.663	39.621	1:18.099	243.8	12:30.403	
6	2	4:22.816	1:09.790	1:26.349	1:46.677	78.7	16:53.219	
7	2	4:18.509	B	1:09.813	1:26.441	1:42.255	78.7	21:11.728
8	2	3:47.914	2:15.869	39.829	52.216	123.9	24:59.642	
9	2	2:06.264	33.367	39.143	53.754	246.0	27:05.906	
10	2	2:03.947	32.918	39.517	51.512	246.6	29:09.853	
11	2	2:02.520	32.415	38.295	51.810	246.6	31:12.373	
12	2	2:05.179	33.786	39.172	52.221	251.7	33:17.552	
13	2	2:04.946	32.364	38.440	51.115	246.6	35:19.468	
14	2	2:13.432	B	32.290	38.209	1:02.933	246.6	37:32.900
15	1	4:42.084	3:10.185	38.795	53.404	123.0	42:14.984	
16	1	2:04.474	33.104	38.657	52.713	248.3	44:19.458	
17	1	2:05.979	34.034	39.289	52.656	248.8	46:25.437	
18	1	2:05.168	33.377	38.589	53.202	248.3	48:30.605	
19	1	2:03.529	32.851	38.673	52.005	248.8	50:34.134	
20	1	2:03.813	33.437	38.269	52.107	249.4	52:37.947	
21	1	2:03.057	32.713	38.522	51.822	248.8	54:41.004	
22	1	2:02.891	32.782	38.114	51.995	248.8	56:43.895	
23	1	2:05.746	34.329	38.420	52.967	250.0	58:49.611	
24	1	2:15.529	B	33.757	41.788	59.984	250.0	1:01:05.140

43 Inter Europol Competition Ligier JS P325 - Toyota
1.Christian DANNEMAND JC LMP3
2.William KARLSSON

1	1	2:34.201	55.746	42.899	55.556	117.8	2:34.201	
2	1	2:15.346	B	34.623	39.902	1:00.821	246.0	4:49.547
3	1	3:57.931	2:14.172	46.247	57.512	96.4	8:47.478	
4	1	2:10.430	35.903	40.207	54.320	215.6	10:57.908	
5	1	3:50.189	35.585	1:27.120	1:47.484	249.4	14:48.097	
6	1	4:29.487	B	1:10.337	1:27.073	1:52.077	78.4	19:17.584





MLMC Collective Test Day
Le Castellet Round
Afternoon Test

Sector Analysis

Lap under Red Flag Invalidated Lap Personal Best Session Best Crossing the pit lane

Lap	D	Time	Sector 1	Sector 2	Sector 3	T. Spd	Elapsed	Lap	D	Time	Sector 1	Sector 2	Sector 3	T. Spd	Elapsed
7	1	5:27.583	3:55.275	39.480	52.828	143.6	24:45.167	10	2	2:00.867	32.375	37.775	50.747	251.2	30:59.718
8	1	2:03.814	33.483	38.665	51.666	246.6	26:48.981	11	2	2:00.814	32.028	37.715	51.071	250.6	33:00.532
9	1	2:01.419	32.472	38.055	50.892	248.8	28:50.400	12	2	2:07.127 B	32.427	37.968	56.732	252.3	35:07.659
10	1	2:02.243	32.231	37.902	52.140	251.2	30:52.643	13	1	3:59.762	2:05.837	51.585	1:02.340	93.1	39:07.421
11	1	2:06.268	33.346	38.124	54.798	250.0	32:58.911	14	1	2:16.839	38.266	42.903	55.670	173.1	41:24.260
12	1	2:01.250	32.410	37.946	50.894	248.8	35:00.161	15	1	2:08.747	36.353	39.892	52.502	244.9	43:33.007
13	1	2:09.678 B	32.348	37.881	59.449	249.4	37:09.839	16	1	2:01.230	32.047	37.910	51.273	250.6	45:34.237
14	2	4:53.741	3:20.751	37.674	55.316	147.5	42:03.580	17	1	2:08.439	36.646	38.032	53.761	251.2	47:42.676
15	2	2:03.690	33.062	38.689	51.939	248.8	44:07.270	18	1	2:01.400	32.046	38.493	50.861	251.7	49:44.076
16	2	2:02.434	32.560	38.035	51.839	249.4	46:09.704	19	1	2:00.665	31.818	37.670	51.177	251.2	51:44.741
17	2	2:01.390	32.207	38.104	51.079	248.3	48:11.094	20	1	2:04.419	33.410	38.748	52.261	251.2	53:49.160
18	2	2:00.937	32.157	38.034	50.746	248.3	50:12.031	21	1	2:02.906	31.894	37.743	53.269	251.2	55:52.066
19	2	2:01.474	32.163	38.187	51.124	249.4	52:13.505	22	1	2:01.495	31.738	37.721	52.036	251.7	57:53.561
20	2	2:04.725	33.284	38.051	53.390	248.3	54:18.230	23	1	2:03.230	31.914	40.288	51.028	251.2	59:56.791
21	2	2:02.028	32.272	38.251	51.505	246.6	56:20.258	24	1	2:21.838 B	31.932	45.943	1:03.963	251.2	1:02:18.629
22	2	2:01.256	32.039	37.906	51.311	247.7	58:21.514								
23	2	2:05.467	31.956	40.606	52.905	248.3	1:00:26.981								

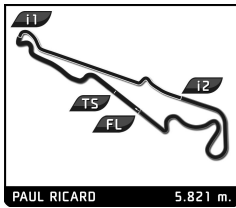
49		High Class Racing		Ligier JS P325 - Toyota			
		1. Michael HOVE		LMP3 Pro/Am			
		2. Andrew RACKSTRAW					
1	2	3:05.617	1:20.531	45.090	59.996	116.1	3:05.617
2	2	2:13.252	36.226	42.763	54.263	226.9	5:18.869
3	2	2:05.871	34.014	39.036	52.821	247.7	7:24.740
4	2	2:29.712	33.003	38.383	1:18.326	246.0	9:54.452
5	2	2:28.182	33.233	38.780	1:16.169	247.7	12:22.634
6	2	4:23.163	1:09.861	1:26.519	1:46.783	78.7	16:45.797
7	2	6:28.763 B	1:09.810	1:26.411	3:52.542	78.7	23:14.560
8	2	2:28.408	52.627	41.699	54.082	136.2	25:42.968
9	2	2:14.990	33.057	39.793	1:02.140	246.6	27:57.958
10	2	2:03.178	33.216	38.279	51.683	248.3	30:01.136
11	2	4:10.674 B	32.793	38.354	2:59.527	248.3	34:11.810
12	1	2:56.306	1:04.570	49.426	1:02.310	102.9	37:08.116
13	1	2:21.288	37.611	45.596	58.081	201.9	39:29.404
14	1	2:13.926	34.781	41.579	57.566	246.6	41:43.330
15	1	2:15.106	38.874	40.850	55.382	247.7	43:58.436
16	1	2:13.512	34.414	40.606	58.492	248.3	46:11.948
17	1	2:09.252	34.029	39.892	55.331	247.7	48:21.200
18	1	2:11.793	35.164	40.341	56.288	247.1	50:32.993
19	1	2:13.586	35.848	40.762	56.976	247.1	52:46.579
20	1	2:10.748	34.284	40.614	55.850	249.4	54:57.327
21	1	2:10.039	34.169	40.308	55.562	248.3	57:07.366

50		23Events Racing		Ligier JS P325 - Toyota			
		1. Giovanni MASCHIO		LMP3			
		2. Colin QUEEN					
1	2	2:32.175	56.913	40.956	54.306	125.7	2:32.175
2	2	2:06.587	33.214	39.071	54.302	242.2	4:38.762
3	2	2:13.007 B	33.389	38.319	4:04.299	250.0	6:51.769
4	2	3:47.435	2:18.340	38.174	50.921	143.0	10:39.204
5	2	3:22.375 B	32.030	57.237	1:53.108	250.0	14:01.579
6	2	6:12.509 B	2:57.552	1:29.542	1:45.415	79.4	20:14.088
7	2	4:37.083	3:04.816	39.939	52.328	145.7	24:51.171
8	2	2:04.749	33.782	38.972	51.995	250.6	26:55.920
9	2	2:02.931	32.505	38.350	52.076	250.6	28:58.851

51		AF Corse		Ferrari 296 GT3 Evo			
		1. Alessandro COZZI		GT3			
		2. Eliseo DONNO					
1	1	4:37.032	2:45.556	43.922	1:07.554	123.6	4:37.032
2	1	2:13.955	36.549	41.144	56.262	233.8	6:50.987
3	1	2:11.543	34.657	40.859	56.027	240.0	9:02.530
4	1	2:09.407	34.364	40.126	54.917	241.6	11:11.937
5	1	4:59.393 B	51.857	1:25.659	2:41.877	241.1	16:11.330
6	1	9:14.368	7:34.874	42.308	57.186	142.5	25:25.698
7	1	2:09.435	34.462	40.058	54.915	240.5	27:35.133
8	1	2:18.225 B	34.661	39.975	1:03.589	242.2	29:53.358
9	1	3:47.071	2:04.080	44.028	58.963	124.3	33:40.429
10	1	2:12.229	35.638	40.206	56.385	240.5	35:52.658
11	1	2:18.712	43.882	40.223	54.607	241.1	38:11.370
12	1	2:07.153	33.992	39.349	53.812	242.2	40:18.523
13	1	2:06.863	33.819	39.122	53.922	242.2	42:25.386
14	1	2:07.351	33.624	39.639	54.088	242.7	44:32.737
15	1	2:06.956	33.603	39.241	54.112	243.2	46:39.693
16	1	2:07.731	34.202	39.596	53.933	243.8	48:47.424
17	1	2:06.664	33.483	39.526	53.652	243.2	50:54.085
18	1	2:16.143 B	33.487	39.155	1:03.501	242.7	53:10.228
19	1	3:20.805	1:48.990	39.184	52.631	144.6	56:31.033
20	1	2:04.753	32.479	38.910	53.364	244.3	58:35.786
21	1	2:04.060	32.490	38.767	52.803	244.3	1:00:39.846

54		Dinamic GT		Porsche 911 GT3 (992) EVO			
		1. Reinhold KRAHN		GT3			
		2. Matteo CRESSONI					
1	2	3:52.022	2:08.468	43.944	59.610	132.7	3:52.022
2	2	2:08.349	34.341	40.049	53.959	240.5	6:00.371
3	2	2:06.926	33.281	39.053	54.592	241.6	8:07.297
4	2	2:05.446	33.224	39.276	52.946	240.5	10:12.743
5	2	2:38.929	32.763	38.948	1:27.218	240.5	12:51.672
6	2	4:18.850 B	1:08.740	1:25.190	1:44.920	79.8	17:10.522
7	1	8:42.408	6:49.704	49.401	1:03.303	104.7	25:52.930
8	1	2:16.832	37.844	42.628	56.360	225.0	28:09.762
9	1	2:11.287	35.696	40.243	55.348	242.2	30:21.049
10	1	2:51.331 B	33.924	40.465	1:36.942	241.1	33:12.380
11	1	5:13.791	3:37.049	41.384	55.358	126.6	38:26.171





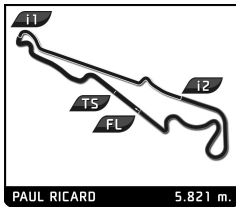
MLMC Collective Test Day
Le Castellet Round
Afternoon Test

Sector Analysis

Lap under Red Flag Invalidated Lap Personal Best Session Best Crossing the pit lane

Lap	D	Time	Sector 1	Sector 2	Sector 3	T. Spd	Elapsed	Lap	D	Time	Sector 1	Sector 2	Sector 3	T. Spd	Elapsed
12	1	2:09.240	34.645	40.420	54.445	240.0	40:35.381	21	1	2:04.633	33.102	38.820	52.711	250.0	53:41.587
13	1	2:07.879	33.755	39.779	54.345	241.1	42:43.260	22	1	2:03.234	32.883	38.449	51.902	248.8	55:44.821
14	1	2:07.883	33.512	39.862	54.509	241.1	44:51.143	23	1	2:03.517	32.673	38.324	52.520	250.0	57:48.338
15	1	2:09.768	34.890	39.879	54.999	242.2	47:00.911	24	1	2:04.500	32.854	38.765	52.881	249.4	59:52.838
16	1	2:07.690	33.589	39.874	54.227	242.2	49:08.601	25	1	2:03.759	32.727	38.825	52.207	249.4	1:01:56.597
17	1	2:18.130	B 33.647	39.921	1:04.562	241.1	51:26.731	66 Rinaldi Racing Ligier JS P325 - Toyota 1. Steve PARROW LMP3 Pro/Am 2. Mikkel Gaarde PEDERSEN							
18	1	5:13.452	3:39.798	39.388	54.266	146.7	56:40.183	1	1	4:16.233	2:26.662	46.022	1:03.549	111.9	4:16.233
19	1	2:10.387	32.776	38.915	58.696	243.2	58:50.570	2	1	2:20.467	36.697	43.730	1:00.040	243.2	6:36.700
20	1	2:09.961	34.042	42.887	53.032	242.7	1:01:00.531	3	1	2:10.955	35.409	39.503	56.043	247.1	8:47.655
58 GG Classics Ligier JS P325 - Toyota 1. James SWEETNAM LMP3 Pro/Am 2. Fraser ROSS								4	1	2:08.908	34.526	40.721	53.661	245.5	10:56.563
1	2	3:54.132	2:00.640	48.767	1:04.725	117.5	3:54.132	5	1	3:49.056	34.908	1:26.977	1:47.171	242.7	14:45.619
2	2	2:31.788	37.925	45.445	1:08.418	235.8	6:25.920	6	1	4:37.519 B	1:10.128	1:26.558	2:00.833	78.9	19:23.138
3	2	2:14.314	35.776	40.266	58.272	250.0	8:40.234	7	1	5:26.826	3:52.568	40.426	53.832	117.4	24:49.964
4	2	2:04.864	33.925	38.902	52.037	250.0	10:45.098	8	1	2:07.591	34.368	39.471	53.752	243.8	26:57.555
5	2	3:41.720	32.881	1:21.633	1:47.206	249.4	14:26.818	9	1	2:07.150	34.362	39.418	53.370	248.3	29:04.705
6	2	4:24.390	1:09.981	1:26.797	1:47.612	78.6	18:51.208	10	1	2:06.908	33.985	38.905	54.018	250.0	31:11.613
7	2	3:38.496 B	1:10.533	49.562	1:38.401	78.6	22:29.704	11	1	4:28.513	B 34.163	40.265	3:14.085	248.8	35:40.126
8	2	2:44.768	1:11.025	40.093	53.650	151.5	25:14.472	12	1	2:30.232	54.189	41.679	54.364	122.3	38:10.358
9	2	2:05.424	34.261	38.720	52.440	249.4	27:19.893	13	1	2:06.361	33.862	39.250	53.249	247.7	40:16.719
10	2	2:02.354	32.714	38.210	51.430	250.6	29:22.247	14	1	2:06.970	34.130	39.379	53.461	248.3	42:23.689
11	2	2:01.604	32.408	37.777	51.419	251.7	31:23.851	15	1	2:05.556	33.670	39.160	52.726	250.0	44:29.245
12	2	2:07.594	32.417	39.386	55.791	251.2	33:31.445	16	1	2:07.457	34.349	39.572	53.536	251.2	46:36.702
13	2	2:01.529	32.281	38.022	51.226	250.6	35:32.974	17	1	7:04.251	B 35.880	39.849	5:48.522	209.3	53:40.953
14	2	2:11.294	B 32.513	38.471	1:00.310	250.6	37:44.268	68 M Racing Ligier JS P325 - Toyota 1. Haydn CHANCE LMP3 2. Nazareno LOPEZ CESAR/							
15	1	16:54.179	...	42.653	56.592	93.6	54:38.447	1	1	3:23.692	1:45.893	41.745	56.054	145.2	3:23.692
16	1	2:04.383	33.284	38.421	52.678	250.0	56:42.830	2	1	2:09.414	34.671	40.575	54.168	238.9	5:33.106
17	1	2:04.870	32.934	38.561	53.375	251.2	58:47.700	3	1	2:05.000	33.593	38.743	52.664	249.4	7:38.106
18	1	2:08.979	35.206	40.652	53.121	251.2	1:00:56.679	4	1	2:05.244	33.593	39.148	52.503	248.3	9:43.350
62 Bretton Racing Ligier JS P325 - Toyota 1. Jacek ZIELONKA LMP3 Pro/Am 2. Léo Sami ROBINSON								5	1	2:13.215	32.888	38.566	1:01.761	247.7	11:56.565
1	2	2:29.092	50.194	43.139	55.759	103.6	2:29.092	6	1	4:30.239	B 1:09.522	1:26.020	1:54.697	79.1	16:26.804
2	2	2:04.902	33.676	38.583	52.643	244.9	4:33.994	7	1	9:33.745	7:39.098	54.170	1:00.477	128.9	26:00.549
3	2	2:03.069	32.573	38.197	52.299	248.8	6:37.063	8	1	2:19.963	38.434	43.976	57.553	221.3	28:20.512
4	2	2:04.484	33.274	39.647	51.563	250.0	8:41.547	9	1	2:21.297	33.066	41.186	1:07.045	248.3	30:41.809
5	2	2:10.885	B 34.234	38.524	58.127	248.3	10:52.432	10	1	2:01.933	32.525	37.662	51.746	245.5	32:43.742
6	2	6:04.650	2:51.796	1:26.369	1:46.485	78.7	16:57.082	11	1	2:00.997	32.213	38.014	50.770	247.7	34:44.739
7	2	4:19.100 B	1:09.774	1:26.435	1:42.891	78.7	21:16.182	12	1	2:01.497	32.304	37.975	51.218	248.3	36:46.236
8	2	3:44.317	2:13.345	38.996	51.976	135.5	25:00.499	13	1	2:07.286	B 32.377	37.856	57.053	252.3	38:53.522
9	2	2:03.505	32.941	38.357	52.207	248.8	27:04.004	14	2	6:00.564	4:30.279	38.554	51.731	145.4	44:54.086
10	2	2:02.781	32.543	38.101	52.137	250.6	29:06.785	15	2	2:02.567	32.744	38.315	51.508	244.3	46:56.653
11	2	2:02.408	32.379	38.527	51.502	250.6	31:09.193	16	2	2:01.966	32.446	38.302	51.218	247.7	48:58.619
12	2	2:02.000	32.485	38.046	51.469	250.0	33:11.193	17	2	2:02.198	32.401	38.198	51.599	248.3	51:00.817
13	2	2:04.080	32.400	37.978	53.702	251.2	35:15.273	18	2	2:04.683	32.553	39.026	53.104	248.8	53:05.500
14	2	2:01.277	32.254	37.926	51.097	250.0	37:16.550	19	2	2:05.077	32.508	38.252	54.317	246.0	55:10.577
15	2	2:01.423	32.163	38.000	51.260	250.6	39:17.973	20	2	2:01.897	32.406	38.151	51.340	248.3	57:12.474
16	2	2:10.447	B 32.235	38.163	1:00.049	252.9	41:28.420	21	2	2:04.415	33.118	39.160	52.137	248.8	59:16.889
17	1	3:48.489	2:16.222	39.103	53.164	118.6	45:16.909	22	2	2:14.536	B 32.257	42.210	1:00.069	246.0	1:01:31.425
18	1	2:05.732	34.214	38.806	52.712	249.4	47:22.641	70 Team Virage Ligier JS P325 - Toyota 1. Vic STEVENS LMP3 2. Jude PETERS							
19	1	2:04.275	33.183	38.807	52.285	249.4	49:26.916								
20	1	2:10.038	38.081	39.397	52.560	250.0	51:36.954								





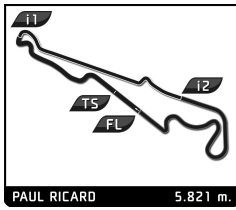
MLMC Collective Test Day
Le Castellet Round
Afternoon Test

Sector Analysis

Lap under Red Flag Invalidated Lap Personal Best Session Best B Crossing the pit lane

Lap	D	Time	Sector 1	Sector 2	Sector 3	T. Spd	Elapsed	Lap	D	Time	Sector 1	Sector 2	Sector 3	T. Spd	Elapsed
1	2	2:33.444	51.298	45.348	56.798	86.0	2:33.444	6	2	12:15.930	...	40.213	53.373	145.7	26:15.460
2	2	2:11.972	36.519	41.963	53.490	204.2	4:45.416	7	2	2:05.931	33.638	39.129	53.164	243.2	28:21.391
3	2	2:04.598	33.182	38.522	52.894	247.7	6:50.014	8	2	2:05.062	33.087	38.862	53.113	248.3	30:26.453
4	2	2:03.289	32.922	38.424	51.943	246.6	8:53.303	9	2	2:12.095B	33.399	39.103	59.593	240.5	32:38.548
5	2	2:17.187B	40.372	38.475	58.340	247.7	11:10.490	10	2	4:08.204	2:25.845	45.842	56.517	118.0	36:46.752
6	2	10:37.783B	8:01.222	1:18.723	1:17.838	76.7	21:48.273	11	2	2:09.218	34.165	40.630	54.423	243.2	38:55.970
7	2	4:50.266	3:10.590	45.006	54.670	126.0	26:38.539	12	2	2:05.670	33.657	38.884	53.129	247.1	41:01.640
8	2	2:04.334	33.073	39.133	52.128	248.8	28:42.873	13	2	2:04.132	32.664	38.739	52.729	244.9	43:05.772
9	2	2:04.272	32.902	38.774	52.596	250.6	30:47.145	14	2	2:04.059	32.587	38.496	52.976	246.6	45:09.831
10	2	2:04.182	32.124	37.795	54.263	249.4	32:51.327	15	2	2:10.117B	32.592	38.533	58.992	247.1	47:19.948
11	2	2:02.276	32.261	37.892	52.123	250.0	34:53.603	16	1	5:00.729	3:19.027	45.926	55.776	108.0	52:20.677
12	2	2:02.352	33.039	38.386	50.927	248.8	36:55.955	17	1	2:09.353	34.648	40.349	54.356	247.1	54:30.030
13	2	2:00.551	32.140	37.715	50.696	250.6	38:56.506	18	1	2:07.057	33.359	40.085	53.613	248.8	56:37.087
14	2	2:01.511	32.767	37.918	50.826	250.0	40:58.017	19	1	2:08.873	33.353	39.843	55.677	247.7	58:45.960
15	2	2:07.048B	32.521	38.018	56.509	250.6	43:05.065	20	1	2:18.612	35.222	48.268	55.122	246.0	1:01:04.572
16	1	5:24.760	3:54.383	38.228	52.149	150.0	48:29.825	85 R-ace GP Duqueine D09 - Toyota LMP3 1.Daniel FROST 2.Enzo PEUGEOT							
17	1	2:01.376	32.107	38.020	51.249	247.7	50:31.201	1	2	2:41.517	1:00.269	44.899	56.349	122.6	2:41.517
18	1	2:00.568	31.963	37.840	50.765	248.3	52:31.769	2	2	2:07.830	34.084	39.959	53.787	230.8	4:49.347
19	1	2:00.459	31.951	37.862	50.646	248.3	54:32.228	3	2	2:05.710	33.836	38.993	52.881	226.9	6:55.057
20	1	2:01.502	31.960	38.422	51.120	250.6	56:33.730	4	2	2:01.035	31.962	38.459	50.614	248.3	8:56.092
21	1	2:00.882	31.954	37.814	51.114	251.2	58:34.612	5	2	2:00.713	31.937	37.849	50.927	247.1	10:56.805
22	1	2:00.068	31.706	37.787	50.575	248.8	1:00:34.680	6	2	3:43.118	31.914	1:24.945	1:46.259	248.8	14:39.923
71 Rinaldi Racing Ligier JS P325 - Toyota LMP3 Pro/Am 1.Stefan AUST 2.Felipe FERNANDEZ-LASE								7	2	4:26.777	1:09.570	1:26.190	1:51.017	78.8	19:06.700
1	2	3:55.737	2:05.180	46.577	1:03.980	101.6	3:55.737	8	2	3:24.487B	58.747	58.909	1:26.831	78.8	22:31.187
2	2	2:23.654	38.209	43.851	1:01.594	174.5	6:19.391	9	2	3:40.969	2:10.118	38.922	51.929	146.5	26:12.156
3	2	7:53.641B	44.847	47.097	6:21.697	155.6	14:13.032	10	2	2:00.685	31.763	37.820	51.102	247.7	28:12.841
4	2	4:32.600	1:17.512	1:26.976	1:48.112	78.9	18:45.632	11	2	4:59.907	31.808	37.659	50.440	248.8	30:12.748
5	2	5:13.770B	1:10.014	52.863	3:10.893	78.8	23:59.402	12	2	2:06.684B	32.229	37.790	56.665	249.4	32:19.432
6	1	2:33.153	55.436	42.021	55.696	147.1	26:32.555	13	1	5:57.900	4:13.955	46.950	56.995	113.1	38:17.332
7	1	2:08.127	35.244	39.342	53.541	243.2	28:40.682	14	1	2:06.855	34.880	39.815	52.160	213.9	40:24.187
8	1	2:06.721	33.412	39.498	53.811	245.5	30:47.403	15	1	2:02.461	32.616	38.185	51.660	246.0	42:26.648
9	1	3:40.002B	33.299	38.858	2:27.845	248.8	34:27.405	16	1	2:03.196	32.824	38.550	51.822	248.8	44:29.844
10	1	2:52.473	1:01.927	49.685	1:00.861	109.5	37:19.878	17	1	2:02.445	33.217	38.176	51.052	249.4	46:32.289
11	1	2:13.875	36.511	41.575	55.789	246.6	39:33.753	18	1	2:01.500	32.074	38.314	51.112	247.7	48:33.789
12	1	2:07.680	34.308	39.403	53.969	248.3	41:41.433	19	1	2:00.899	31.968	37.847	51.084	247.7	50:34.688
13	1	4:25.340B	51.841	46.580	2:46.919	247.1	46:06.773	20	1	2:07.646	33.155	38.635	55.856	249.4	52:42.334
14	1	2:30.646	55.081	41.290	54.275	137.2	48:37.419	21	1	2:00.624	31.971	37.954	50.699	248.8	54:42.958
15	1	2:07.826	32.716	40.224	54.886	246.6	50:45.245	22	1	2:01.242	31.940	37.748	51.554	248.8	56:44.200
16	1	2:04.705	33.391	38.833	52.481	246.6	52:49.950	23	1	2:02.794	32.732	38.528	51.534	250.6	58:46.994
17	1	2:05.150	33.076	38.827	53.247	248.8	54:55.100	24	1	2:04.732	33.046	40.287	51.399	250.0	1:00:51.726
18	1	2:04.330	32.908	38.863	52.559	248.3	56:59.430	86 R-ace GP Duqueine D09 - Toyota LMP3 1.Zack SCOULAR 2.Léna BÜHLER							
19	1	2:03.888	32.786	38.576	52.526	248.8	59:03.318	1	2	2:44.858	1:00.853	44.876	59.129	134.0	2:44.858
20	1	2:05.078	32.832	38.852	53.394	248.8	1:01:08.396	2	2	2:08.628	35.197	40.044	53.387	216.9	4:53.486
77 SMC Motorsport McLaren 720S GT3 Evo GT3 1.Gonzalo DE ANDRES MAF 2.Jean-Baptiste SIMMENAUI								3	2	2:06.190	33.347	39.191	53.652	241.1	6:59.676
1	2	4:08.346	2:25.807	43.631	58.908	126.3	4:08.346	4	2	2:04.207	32.876	38.701	52.630	248.3	9:03.883
2	2	2:10.742	35.325	39.924	55.496	235.8	6:19.088	5	2	2:04.773	33.380	38.846	52.547	247.1	11:08.656
3	2	2:05.894	33.432	39.303	53.159	244.3	8:24.982	6	2	4:25.305B	37.713	1:26.386	2:21.206	246.6	15:33.961
4	2	2:07.899	33.401	41.159	53.339	244.9	10:32.881	7	2	5:40.052B	2:32.342	1:26.402	1:41.308	78.9	21:14.013
5	2	3:26.649B	32.994	55.967	1:57.688	246.0	13:59.530	8	2	4:18.559	2:45.209	40.144	53.206	124.6	25:32.572





MLMC Collective Test Day
Le Castellet Round
Afternoon Test

Sector Analysis

Lap under Red Flag Invalidated Lap Personal Best Session Best B Crossing the pit lane

Lap	D	Time	Sector 1	Sector 2	Sector 3	T. Spd	Elapsed	Lap	D	Time	Sector 1	Sector 2	Sector 3	T. Spd	Elapsed
9	2	2:04.053	33.228	38.666	52.159	244.3	27:36.625	8	3	2:06.599	33.138	39.357	54.104	243.8	29:01.495
10	2	2:03.260	32.695	38.354	52.211	247.7	29:39.885	9	3	2:03.060	32.470	38.499	52.091	243.8	31:04.555
11	2	2:00.701	31.935	37.813	50.953	247.1	31:40.586	10	3	2:11.669B	32.856	39.040	59.773	243.2	33:16.224
12	2	2:00.789	32.071	37.925	50.793	247.1	33:41.375	11	1	5:29.055	3:52.994	40.773	55.288	107.7	38:45.279
13	2	2:08.932B	32.497	38.121	58.314	250.0	35:50.307	12	1	2:09.793	34.150	40.122	55.521	240.0	40:55.072
14	1	4:42.592	3:09.733	40.097	52.762	118.4	40:32.899	13	1	2:07.495	33.717	39.857	53.921	241.1	43:02.567
15	1	2:02.435	32.724	38.354	51.357	245.5	42:35.334	14	1	2:08.466	33.529	39.997	54.940	240.5	45:11.033
16	1	2:01.596	32.239	38.195	51.162	247.7	44:36.930	15	1	2:17.297B	35.458	40.165	1:01.674	234.8	47:28.330
17	1	2:02.438	32.633	38.078	51.727	248.8	46:39.368	16	2	4:06.674	2:24.597	45.598	56.479	125.3	51:35.004
18	1	2:03.121	32.656	38.550	51.915	248.3	48:42.489	17	2	2:08.405	34.058	39.789	54.558	241.6	53:43.409
19	1	2:00.755	31.929	37.885	50.941	247.7	50:43.244	18	2	2:04.939	33.128	39.007	52.804	241.6	55:48.348
20	1	2:01.553	32.007	38.096	51.450	247.1	52:44.797	19	2	2:04.955	32.948	39.135	52.872	242.2	57:53.303
21	1	2:01.034	31.942	38.144	50.948	247.7	54:45.831	20	2	2:08.343	34.009	39.343	54.991	241.6	1:00:01.646
22	1	2:01.577	32.651	37.997	50.929	247.7	56:47.408								
23	1	2:01.700	31.991	38.075	51.634	247.1	58:49.108								
24	1	2:04.411	32.924	39.916	51.571	247.7	1:00:53.519								

87 **CLX Motorsport** Ligier JS P325 - Toyota LMP3
1.Alexander JACOBY
2.Kevin RABIN

1	2	2:43.742	1:01.816	43.937	57.989	135.3	2:43.742
2	2	2:07.611	34.145	39.341	54.125	245.5	4:51.353
3	2	2:04.276	33.340	38.881	52.055	245.5	6:55.629
4	2	2:02.485	32.265	38.659	51.561	250.6	8:58.114
5	2	2:02.626	32.517	38.449	51.660	248.8	11:00.740
6	2	4:20.384B	33.492	1:26.575	2:20.317	248.3	15:21.124
7	1	9:35.539	7:57.414	41.239	56.886	138.6	24:56.663
8	1	2:06.832	34.178	40.232	52.422	237.4	27:03.495
9	1	2:18.142	32.536	45.087	1:00.519	250.6	29:21.637
10	1	2:01.700	32.279	38.003	51.418	249.4	31:23.337
11	1	2:05.816	32.495	38.447	54.874	249.4	33:29.153
12	1	2:01.269	32.148	37.864	51.257	250.0	35:30.422
13	1	2:01.778	32.417	37.980	51.381	247.7	37:32.200
14	1	2:00.924	31.996	37.738	51.190	250.6	39:33.124
15	1	2:08.073B	31.756	38.480	57.837	251.2	41:41.197
16	2	4:00.089	2:29.181	38.973	51.935	139.4	45:41.286
17	2	2:02.176	32.330	38.335	51.511	249.4	47:43.462
18	2	2:04.062	32.138	39.028	52.896	251.2	49:47.524
19	2	2:01.754	32.067	38.301	51.386	249.4	51:49.278
20	2	2:01.340	32.234	38.113	50.993	249.4	53:50.618
21	2	2:02.134	32.734	37.970	51.430	251.2	55:52.752
22	2	2:01.525	32.152	38.184	51.189	251.7	57:54.277
23	2	2:03.195	32.336	39.400	51.459	252.9	59:57.472
24	2	2:07.067	32.008	43.738	51.321	251.2	1:02:04.539

88 **AF Corse** Ferrari 296 GT3 Evo GT3
1.Rey ACOSTA III
2.Marco Erminio BONANOM
3.Eliseo DONNO

1	3	2:48.325	1:09.553	41.975	56.797	133.8	2:48.325
2	3	2:06.958	33.586	39.611	53.761	237.4	4:55.283
3	3	2:05.144	33.034	39.098	53.012	241.6	7:00.427
4	3	2:04.874	32.986	39.027	52.858	242.2	9:05.298
5	3	2:11.280B	32.838	39.300	59.442	242.2	11:16.578
6	3	13:32.163	...	41.576	53.622	131.5	24:48.741
7	3	2:06.155	33.178	39.007	53.970	238.4	26:54.896

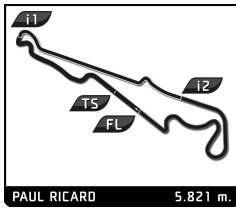
91 **Ecurie Ecosse Blackthorn** Aston Martin Vantage AMR GT3 Evo GT3
1.Claude BOVET
2.Tom CANNING

1	1	3:13.917	1:22.910	45.410	1:05.597	118.2	3:13.917
2	1	2:24.488	37.878	45.587	1:01.023	238.4	5:38.405
3	1	2:13.967	35.755	41.306	56.906	242.7	7:52.372
4	1	2:14.104	34.875	41.572	57.657	242.7	10:06.476
5	1	2:54.358	34.616	42.230	1:37.512	241.6	13:00.834
6	1	4:20.781	1:09.185	1:25.813	1:45.783	79.8	17:21.615
7	1	4:00.078B	1:09.051	1:25.529	1:25.498	79.8	21:21.693
8	1	4:06.462	2:20.861	46.445	59.156	108.0	25:28.155
9	1	2:15.180	35.793	42.595	56.792	241.6	27:43.335
10	1	2:12.857	34.571	41.581	56.705	244.3	29:56.192
11	1	2:10.140	34.216	40.143	55.781	243.2	32:06.332
12	1	2:09.806	34.158	40.184	55.464	244.3	34:16.138
13	1	2:21.642B	36.521	41.760	1:03.361	241.6	36:37.780
14	2	4:36.619	3:00.228	40.059	56.332	101.2	41:14.399
15	2	2:05.340	33.543	39.100	52.697	245.5	43:19.739
16	2	2:04.372	32.916	38.788	52.668	246.0	45:24.111
17	2	2:10.321	33.196	42.809	54.316	246.0	47:34.432
18	2	2:13.962B	32.989	39.079	1:01.894	246.6	49:48.394
19	1	4:36.632	3:00.896	40.644	55.092	142.5	54:25.026
20	1	2:10.721	34.802	40.717	55.202	244.9	56:35.747
21	1	2:09.414	33.861	40.390	55.163	244.9	58:45.161
22	1	2:11.019	34.005	41.109	55.905	244.3	1:00:56.180

92 **Forester Racing by VPS** Ligier JS P325 - Toyota LMP3
1.Sebastian BACH
2.Lucas FECURY

1	2	4:41.775B	58.628	44.543	2:58.604	119.6	4:41.775
2	2	2:25.516	52.467	40.333	52.716	145.0	7:07.291
3	2	2:04.055	33.294	38.678	52.083	246.6	9:11.346
4	2	2:04.652	33.524	39.173	51.955	247.1	11:15.998
5	2	7:16.631B	49.976	1:26.073	5:00.582	248.3	18:32.629
6	2	6:10.146	4:38.414	39.110	52.622	116.3	24:42.775
7	2	2:11.777	40.491	38.899	52.387	245.5	26:54.552
8	2	2:02.680	33.180	38.347	51.153	247.7	28:57.232
9	2	2:01.789	32.513	37.900	51.376	247.7	30:59.021
10	2	2:01.192	31.984	37.792	51.416	248.8	33:00.213
11	2	2:01.102	32.290	37.935	50.877	250.0	35:01.315
12	2	2:12.734	32.210	40.558	59.966	248.8	37:14.049





MLMC Collective Test Day
Le Castellet Round
Afternoon Test

Sector Analysis

Lap under Red Flag Invalidated Lap Personal Best Session Best B Crossing the pit lane

Lap	D	Time	Sector 1	Sector 2	Sector 3	T. Spd	Elapsed	Lap	D	Time	Sector 1	Sector 2	Sector 3	T. Spd	Elapsed
13	2	2:03.479	32.522	39.717	51.240	247.7	39:17.528	16	2	3:48.866B	32.059	38.118	2:38.689	249.4	46:21.075
14	2	4:26.016B	32.160	38.084	3:15.772	248.8	43:43.544	17	2	2:32.448	54.664	41.706	56.078	104.9	48:53.523
15	1	2:21.409	50.401	39.609	51.399	135.3	46:04.953	18	2	2:06.232	33.497	38.974	53.761	249.4	50:59.755
16	1	2:01.565	32.355	38.231	50.979	249.4	48:06.518	19	2	2:07.446	33.218	39.151	55.077	248.8	53:07.201
17	1	2:00.702	32.117	37.925	50.660	248.8	50:07.220	20	2	2:07.803	33.676	39.584	54.543	250.0	55:15.004
18	1	2:01.506	32.238	38.454	50.814	250.0	52:08.726	21	2	2:06.494	33.494	39.407	53.593	249.4	57:21.498
19	1	2:02.783	32.073	37.867	52.843	252.3	54:11.509	22	2	2:06.377	33.338	39.673	53.366	248.8	59:27.875
20	1	2:02.428	32.151	38.003	52.274	251.7	56:13.937	23	2	2:08.667	33.787	40.649	54.231	248.3	1:01:36.542
21	1	2:01.264	31.939	38.113	51.212	250.6	58:15.201	99 More Motorsport Ligier JS P325 - Toyota							
22	1	2:02.611	32.061	39.602	50.948	250.6	1:00:17.812	1.Max VAN DER SNEL LMP3							
								2.Tim GERHARDS							

97		CLX Motorsport		Ligier JS P325 - Toyota			
		1.Cédric OLTRAMARE		LMP3			
		2.David DROUX					
1	2	2:27.515	53.256	40.825	53.434	129.5	2:27.515
2	2	2:04.633	33.186	38.451	52.996	245.5	4:32.148
3	2	2:03.385	32.082	37.961	53.342	248.3	6:35.533
4	2	2:01.050	32.051	38.283	50.716	248.3	8:36.583
5	2	2:01.324	32.900	37.817	50.607	247.1	10:37.907
6	2	3:21.597B	31.684	54.007	1:55.906	247.7	13:59.504
7	1	11:17.549	9:33.707	45.872	57.970	115.1	25:17.053
8	1	2:13.036	35.073	40.152	57.811	244.9	27:30.089
9	1	2:06.300	33.175	38.856	54.269	248.3	29:36.389
10	1	2:01.764	32.563	38.199	51.002	248.3	31:38.153
11	1	2:01.344	31.952	37.786	51.606	248.3	33:39.497
12	1	2:01.602	32.515	38.091	50.996	247.7	35:41.099
13	1	2:07.593	32.469	39.533	55.591	248.8	37:48.692
14	1	2:01.034	32.176	37.940	50.918	248.8	39:49.726
15	1	2:00.353	31.960	37.861	50.532	248.8	41:50.079
16	1	2:09.432B	33.657	38.369	57.406	213.4	43:59.511
17	2	6:04.746	4:23.499	44.157	57.090	151.5	50:04.257
18	2	2:03.528	32.424	37.974	53.130	248.8	52:07.785
19	2	2:02.723	31.824	37.585	53.314	250.6	54:10.508
20	2	1:59.877	31.817	37.688	50.372	251.2	56:10.385
21	2	2:03.364	31.734	37.816	53.814	250.6	58:13.749
22	2	2:01.023	31.830	38.273	50.920	250.6	1:00:14.772

98		Motorsport98		Ligier JS P325 - Toyota			
		1.Eric DE DONCKER		LMP3 Pro/Am			
		2.Gillian HENRION					
1	2	3:45.757	2:02.227	46.008	57.522	98.0	3:45.757
2	2	2:05.347	33.972	38.715	52.660	244.3	5:51.104
3	2	2:11.585	33.422	40.286	57.877	249.4	8:02.689
4	2	2:01.845	32.335	38.061	51.449	248.8	10:04.534
5	2	2:34.352	32.040	37.797	1:24.515	248.3	12:38.886
6	2	4:29.881	1:12.818	1:29.335	1:47.728	76.9	17:08.767
7	2	5:38.655B	1:10.252	1:27.425	3:00.978	78.7	22:47.422
8	1	2:48.245	1:07.615	43.580	57.050	121.5	25:35.667
9	1	2:09.063	34.777	40.027	54.259	245.5	27:44.730
10	1	2:07.140	34.031	39.521	53.588	248.8	29:51.870
11	1	4:09.702B	34.687	43.015	2:52.000	248.8	34:01.572
12	2	2:23.766	52.854	38.562	52.350	117.1	36:25.338
13	2	2:00.915	32.256	37.959	50.700	248.8	38:26.253
14	2	2:05.443	33.292	38.054	54.097	248.8	40:31.696
15	2	2:00.513	32.250	37.838	50.425	248.8	42:32.209

