

Michelin Le Mans Cup Le Castellet Round Free Practice 1

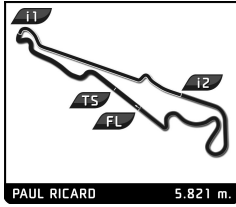
Sector Analysis

PAUL RICARD 5.821 m.

Lap under Red Flag Invalidated Lap Personal Best Session Best Crossing the pit lane

Lap	D	Time	Sector 1	Sector 2	Sector 3	T. Spd	Elapsed	Lap	D	Time	Sector 1	Sector 2	Sector 3	T. Spd	Elapsed
4 Nielsen Racing 1.Jules CARANTA 2.Mikaeel PITAMBER Duqueine D09 - Toyota LMP3								21	2	2:00.918	31.710	37.682	51.526	248.8	51:08.803
1	2	3:30.385	1:46.130	45.111	59.144	114.6	3:30.385	22	2	2:00.254	31.936	37.660	50.658	250.0	53:09.057
2	2	2:12.262	36.223	40.842	55.197	237.4	5:42.647	23	2	2:02.667	31.780	37.568	53.319	248.3	55:11.724
3	2	2:06.196	33.594	39.299	53.303	243.2	7:48.843	24	2	2:04.716	31.949	37.574	55.193	248.8	57:16.440
4	2	2:05.652	33.344	39.033	53.275	243.8	9:54.495	25	2	2:00.469	31.921	37.624	50.924	248.8	59:16.909
5	2	2:11.020	33.234	40.233	57.553	244.9	12:05.515	26	2	1:59.706	31.778	37.346	50.582	248.8	1:01:16.615
6	2	2:03.912	33.108	38.470	52.334	244.3	14:09.427	6 ANS Motorsport 1.Mikkel KRISTENSEN ILLA 2.Arthur PAVIE Ligier JS P325 - Toyota LMP3							
7	2	2:04.087	32.753	38.352	52.982	244.3	16:13.514	1	1	3:33.399	1:48.790	46.256	58.353	119.1	3:33.399
8	2	2:09.763	32.956	38.268	58.539	245.5	18:23.277	2	1	2:10.743	35.688	40.663	54.392	231.8	5:44.142
9	2	2:02.933	32.793	38.227	51.913	244.9	20:26.210	3	1	2:06.263	33.689	39.337	53.237	242.2	7:50.405
10	2	2:03.038	32.776	38.415	51.847	243.8	22:29.248	4	1	2:04.715	33.361	38.965	52.389	243.2	9:55.120
11	2	2:06.040	32.965	38.533	54.542	245.5	24:35.288	5	1	2:03.624	32.956	38.697	51.971	246.0	11:58.744
12	2	2:05.829	33.303	40.118	52.408	247.1	26:41.117	6	1	2:04.052	32.782	38.606	52.664	245.5	14:02.796
13	2	2:04.206	33.647	38.405	52.154	246.6	28:45.323	7	1	2:03.597	33.108	38.519	51.970	246.6	16:06.393
14	2	2:02.723	32.818	38.098	51.807	246.0	30:48.046	8	1	2:32.694 B	32.926	39.215	1:20.553	245.5	18:39.087
15	2	2:08.663 B	32.573	38.300	57.790	246.0	32:56.709	9	2	5:52.738	4:16.897	39.881	55.960	112.9	24:31.825
16	1	5:26.649	3:42.489	47.056	57.104	111.3	38:23.358	10	2	2:27.862 B	33.112	39.462	1:15.288	247.1	26:59.687
17	1	2:12.712	36.254	40.417	56.041	211.8	40:36.070	11	1	6:16.618	4:28.911	49.190	58.517	89.6	33:16.305
18	1	2:07.027	34.059	38.967	54.001	228.3	42:43.097	12	1	2:07.847	34.725	40.147	52.975	238.4	35:24.152
19	1	2:02.178	32.457	38.045	51.676	246.6	44:45.275	13	1	2:05.342	33.523	38.723	53.096	239.5	37:29.494
20	1	2:00.862	32.391	37.860	50.611	246.6	46:46.137	14	1	2:02.914	32.737	38.430	51.747	244.3	39:32.408
21	1	2:03.055	32.514	38.631	51.910	246.6	48:49.192	15	1	2:05.544	33.763	38.689	53.092	245.5	41:37.952
22	1	1:59.869	31.894	37.620	50.355	246.6	50:49.061	16	1	2:02.248	32.541	38.280	51.427	244.9	43:40.200
23	1	2:06.429	32.149	37.796	56.484	246.0	52:55.490	17	1	2:02.922	32.784	37.946	52.192	247.7	45:43.122
24	1	1:59.859	31.881	37.404	50.574	246.0	54:55.349	18	1	2:02.325	32.306	38.081	51.938	245.5	47:45.447
25	1	1:59.353	31.732	37.398	50.223	246.6	56:54.702	19	1	2:03.501	32.367	38.186	52.948	246.0	49:48.948
26	1	2:02.449	31.857	37.483	53.109	247.1	58:57.151	20	1	2:08.803 B	32.574	38.368	57.861	246.6	51:57.751
27	1	1:59.862	31.796	37.485	50.581	247.1	1:00:57.013	21	2	3:57.164	2:26.177	39.100	51.887	95.2	55:54.915
5 23Events Racing 1.Isaac BARASHI 2.Matteo Franco SEGRE Ligier JS P325 - Toyota LMP3								22	2	2:01.802	32.549	38.113	51.140	246.6	57:56.717
1	2	2:42.202	57.850	46.614	57.738	122.2	2:42.202	23	2	2:01.304	32.200	38.192	50.912	246.6	59:58.021
2	2	2:12.456	36.130	41.373	54.953	241.1	4:54.658	24	2	2:01.116	32.085	38.017	51.014	246.6	1:01:59.137
3	2	2:07.525	34.186	40.295	53.044	242.2	7:02.183	8 BWT Muecke Motorsport 1.Mattis PLUSCHKELL 2.Maksymilian ANGELARD Duqueine D09 - Toyota LMP3							
4	2	2:05.434	33.002	38.472	53.957	246.6	9:07.614	1	1	2:46.528	1:03.042	45.873	57.613	116.5	2:46.528
5	2	2:03.799	33.033	38.519	52.247	249.4	11:11.413	2	1	2:12.236	35.922	41.381	54.933	227.8	4:58.764
6	2	2:03.833	32.887	38.215	52.731	248.3	13:15.246	3	1	2:05.117	33.954	38.912	52.251	244.9	7:03.881
7	2	2:03.840	32.580	38.949	52.311	247.7	15:19.086	4	1	2:03.562	32.860	38.331	52.371	248.8	9:07.443
8	2	2:05.538	32.474	38.820	54.244	248.8	17:24.624	5	1	2:02.820	32.697	38.168	51.955	248.8	11:10.263
9	2	2:02.481	32.512	38.343	51.626	246.0	19:27.105	6	1	2:10.156 B	32.601	38.998	58.557	249.4	13:20.419
10	2	2:10.727 B	33.211	40.222	57.294	246.0	21:37.832	7	1	4:55.541	3:12.372	45.454	57.715	120.5	18:15.960
11	1	5:25.522	3:38.240	47.554	59.728	112.1	27:03.354	8	1	2:07.288	34.766	39.715	52.807	215.6	20:23.248
12	1	2:14.830	37.540	41.594	55.696	200.7	29:18.184	9	1	2:02.860	32.845	38.446	51.569	248.3	22:26.108
13	1	2:07.062	34.151	39.291	53.620	235.3	31:25.246	10	1	2:04.986	32.391	37.797	54.798	248.3	24:31.094
14	1	2:02.647	33.198	38.220	51.199	246.6	33:27.863	11	1	2:05.054	33.116	38.437	53.501	249.4	26:36.148
15	1	2:05.131	32.501	38.238	54.392	247.1	35:32.994	12	1	2:01.318	32.241	37.852	51.225	248.8	28:37.466
16	1	2:01.541	32.236	37.951	51.354	247.7	37:34.535	13	1	2:09.357 B	32.207	38.447	58.703	245.5	30:46.823
17	1	2:13.321	33.334	43.553	56.434	248.8	39:47.856	14	2	4:42.991	3:10.814	39.058	53.119	122.6	35:29.814
18	1	2:25.644 B	32.486	38.648	1:14.480	247.1	42:13.470	15	2	2:04.421	33.441	38.658	52.322	249.4	37:34.235
19	2	4:53.796	3:20.045	39.890	53.861	100.2	47:07.266	16	2	2:04.338	33.215	38.821	52.302	249.4	39:38.573
20	2	2:00.619	32.189	37.761	50.669	250.0	49:07.885	17	2	2:04.293	34.210	38.190	51.893	250.6	41:42.866





Michelin Le Mans Cup
Le Castellet Round
Free Practice 1

Sector Analysis

Lap under Red Flag Invalidated Lap Personal Best Session Best Crossing the pit lane

Lap	D	Time	Sector 1	Sector 2	Sector 3	T. Spd	Elapsed	Lap	D	Time	Sector 1	Sector 2	Sector 3	T. Spd	Elapsed		
18	2	2:03.509	32.586	38.183	52.740	248.3	43:46.375	17	1	2:08.427	33.901	39.975	54.551	244.9	45:08.568		
19	2	2:05.560	34.250	38.059	53.251	248.8	45:51.935	18	1	2:06.360	33.361	39.367	53.632	245.5	47:14.928		
20	2	2:10.184	B	33.087	38.107	58.990	250.6	48:02.119	19	1	8:54.696	B	46.650	46.946	7:21.100	246.6	56:09.624
21	1	4:40.822	B	3:04.544	38.702	57.576	151.5	52:42.941	20	1	4:35.788	B	54.980	40.505	3:00.303	63.4	1:00:45.412
22	1	4:07.321	B	2:12.362	49.426	1:05.533	100.7	56:50.262									

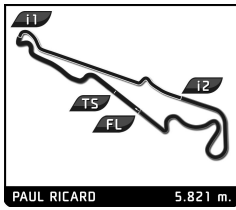
9		ANS Motorsport		Ligier JS P325 - Toyota				
		1.Louis IGLESIAS		LMP3				
		2.Maxwell DODDS						
1	2	3:48.824	2:08.872	44.692	55.260	123.6	3:48.824	
2	2	2:07.503	34.812	39.434	53.257	242.2	5:56.327	
3	2	2:03.868	33.432	38.384	52.052	243.8	8:00.195	
4	2	2:11.680	B	34.295	38.650	58.735	239.5	10:11.875
5	2	3:22.973	1:43.275	44.149	55.549	127.7	13:34.848	
6	2	2:10.204	35.753	39.266	55.185	228.3	15:45.052	
7	2	2:02.224	32.724	37.964	51.536	246.0	17:47.276	
8	2	2:01.394	32.325	37.876	51.193	246.6	19:48.670	
9	2	2:02.811	32.395	39.290	51.126	247.7	21:51.481	
10	2	2:03.793	33.174	38.810	51.809	246.6	23:55.274	
11	2	2:03.471	32.196	37.537	53.738	247.7	25:58.745	
12	2	2:01.999	32.158	37.775	52.066	246.6	28:00.744	
13	2	2:01.863	32.457	38.379	51.027	248.3	30:02.607	
14	2	2:05.806	33.035	37.949	54.822	247.7	32:08.413	
15	2	2:00.582	32.193	37.692	50.697	247.1	34:08.995	
16	2	2:09.218	33.789	38.049	57.380	247.1	36:18.213	
17	2	2:11.048	B	32.151	38.793	1:00.104	247.7	38:29.261
18	1	4:33.456	3:04.112	37.990	51.354	149.0	43:02.717	
19	1	2:00.876	31.993	38.012	50.871	248.3	45:03.593	
20	1	2:00.851	31.697	37.450	51.704	248.3	47:04.444	
21	1	2:06.347	B	32.232	37.405	56.710	247.1	49:10.791
22	1	3:37.552	2:09.612	37.548	50.392	151.5	52:48.343	
23	1	2:06.065	B	31.855	37.234	56.976	248.3	54:54.408
24	1	2:15.907	47.557	37.571	50.779	152.3	57:10.315	
25	1	1:59.325	31.644	37.361	50.320	249.4	59:09.640	
26	1	1:59.093	31.657	37.238	50.198	248.3	1:01:08.733	

10		Racing Spirit of Lemans		Aston Martin Vantage AMR GT3 Evo				
		1.Philipp SAGER		GT3				
		2.Valentin HASSE CLOT						
1	2	4:25.549	2:40.468	48.566	56.515	94.6	4:25.549	
2	2	2:07.524	34.032	39.762	53.727	243.2	6:33.070	
3	2	2:05.248	33.519	38.836	52.893	247.1	8:38.318	
4	2	2:09.397	33.321	39.410	56.666	246.6	10:47.715	
5	2	2:03.816	32.829	38.605	52.382	245.5	12:51.531	
6	2	2:03.631	32.613	38.648	52.370	245.5	14:55.162	
7	2	6:22.045	B	33.784	41.003	5:07.258	246.0	21:17.207
8	1	2:29.090	52.435	40.740	55.915	125.7	23:46.297	
9	1	2:07.401	33.481	39.657	54.263	240.0	25:53.698	
10	1	2:14.042	34.647	39.839	56.556	244.9	28:04.740	
11	1	2:09.533	33.964	40.797	54.772	243.2	30:14.273	
12	1	2:08.159	33.425	39.853	54.881	243.8	32:22.432	
13	1	3:19.436	B	33.855	39.524	2:06.057	244.3	35:41.868
14	1	2:51.224	1:02.592	47.272	1:01.360	107.6	38:33.092	
15	1	2:15.888	37.093	41.640	57.155	237.9	40:48.980	
16	1	2:11.161	34.268	40.362	56.531	243.2	43:00.141	

11		Code Racing Development		Aston Martin Vantage AMR GT3 Evo				
		1.Sebastian MORENO		GT3				
		2.Ethan ISCHER						
1	2	5:45.995	3:54.124	50.924	1:00.947	110.8	5:45.995	
2	2	2:13.247	36.394	41.506	55.347	240.5	7:59.242	
3	2	2:09.296	34.222	40.809	54.265	242.2	10:08.538	
4	2	2:05.623	33.351	39.003	53.269	244.3	12:14.161	
5	2	2:09.038	33.340	39.238	56.460	244.9	14:23.199	
6	2	2:05.275	32.901	38.998	53.376	244.9	16:28.474	
7	2	2:12.522	B	33.290	39.026	1:00.206	243.2	18:40.996
8	1	5:07.244	3:33.142	39.594	54.508	136.9	23:48.240	
9	1	2:05.824	33.499	38.876	53.449	243.8	25:54.064	
10	1	2:05.590	33.696	38.970	52.924	244.3	27:59.654	
11	1	2:05.527	33.152	39.487	52.888	244.9	30:05.181	
12	1	2:07.283	34.885	38.929	53.469	244.9	32:12.464	
13	1	2:05.951	33.087	38.816	54.048	244.9	34:18.415	
14	1	2:04.537	32.906	38.954	52.677	244.3	36:22.952	
15	1	2:06.317	32.842	38.802	54.673	246.0	38:29.269	
16	1	2:08.127	33.301	39.078	55.748	245.5	40:37.396	
17	1	2:12.631	B	33.729	38.924	59.978	244.9	42:50.027
18	2	4:41.726	3:08.367	39.412	53.947	151.0	47:31.753	
19	2	2:04.646	32.660	38.794	53.195	245.5	49:36.399	
20	2	2:03.625	32.696	38.605	52.324	246.6	51:40.024	
21	2	2:05.145	33.587	38.761	52.797	245.5	53:45.169	
22	2	2:10.959	B	32.369	38.608	59.982	246.6	55:56.128
23	2	4:37.810	3:05.401	39.407	53.002	134.3	1:00:33.938	

12		Brutal Fish by Campos		Ligier JS P325 - Toyota				
		1.Arthur ROGEON		LMP3				
		2.August RABER						
1	1	4:41.090	3:00.788	43.622	56.680	124.7	4:41.090	
2	1	2:08.405	35.452	39.947	53.006	222.2	6:49.495	
3	1	2:03.705	32.853	38.883	51.969	245.5	8:53.200	
4	1	2:02.609	33.093	38.201	51.315	248.3	10:55.809	
5	1	2:02.500	32.208	38.633	51.659	247.1	12:58.309	
6	1	2:01.156	32.210	37.892	51.054	247.7	14:59.465	
7	1	2:09.545	B	32.087	38.876	58.582	247.7	17:09.010
8	1	6:03.498	4:17.778	48.186	57.534	99.3	23:12.508	
9	1	2:08.456	35.505	39.511	53.440	209.7	25:20.964	
10	1	2:04.325	32.856	38.256	53.213	247.7	27:25.289	
11	1	2:00.413	31.838	37.773	50.802	246.6	29:25.702	
12	1	2:01.891	31.777	37.506	52.608	247.1	31:27.593	
13	1	2:06.285	31.787	37.817	56.681	248.3	33:33.878	
14	1	2:00.455	32.087	37.661	50.707	247.7	35:34.333	
15	1	2:06.755	B	31.684	37.823	57.248	248.8	37:41.088
16	2	4:37.395	3:06.013	39.079	52.303	150.6	42:18.483	
17	2	2:02.175	32.455	38.245	51.475	247.1	44:20.658	
18	2	2:01.175	31.987	37.879	51.309	247.7	46:21.833	
19	2	2:00.793	32.142	37.753	50.898	247.7	48:22.626	
20	2	2:01.610	31.865	37.782	51.963	247.7	50:24.236	





Michelin Le Mans Cup
Le Castellet Round
Free Practice 1

Sector Analysis

Lap under Red Flag Invalidated Lap Personal Best Session Best Crossing the pit lane

Lap	D	Time	Sector 1	Sector 2	Sector 3	T. Spd	Elapsed	Lap	D	Time	Sector 1	Sector 2	Sector 3	T. Spd	Elapsed
21	2	2:00.352	31.994	37.620	50.738	250.0	52:24.588	17	1	2:23.772	45.584	43.373	54.815	245.5	42:29.067
22	2	2:00.679	31.797	37.870	51.012	249.4	54:25.267	18	1	2:08.150	33.904	40.005	54.241	246.0	44:37.217
23	2	2:08.246	34.724	40.206	53.316	249.4	56:33.513	19	1	2:06.580	33.609	39.397	53.574	244.9	46:43.797
24	2	2:05.836	32.763	38.897	54.176	248.3	58:39.349	20	1	2:06.986	33.854	39.458	53.674	244.9	48:50.783
25	2	2:00.432	31.873	37.702	50.857	247.1	1:00:39.781	21	1	2:07.243	33.964	39.506	53.743	246.0	50:57.996

15 **Vector Sport RLR** Ligier JS P325 - Toyota
1.Geronimo GOMEZ AZZA LMP3
2.Colin NOBLE

1	1	3:08.260	1:17.309	48.627	1:02.324	121.6	3:08.260
2	1	2:12.167	37.011	40.722	54.434	213.0	5:20.427
3	1	2:08.701	33.633	39.158	55.910	246.0	7:29.128
4	1	2:05.505	33.285	39.021	53.199	246.6	9:34.633
5	1	2:02.565	32.497	38.090	51.978	247.7	11:37.198
6	1	2:01.619	32.455	37.941	51.223	248.3	13:38.817
7	1	2:15.276	33.360	39.917	1:01.999	248.3	15:54.093
8	1	2:03.286	33.143	38.287	51.856	248.3	17:57.379
9	1	2:01.833	32.269	37.995	51.569	248.3	19:59.212
10	1	2:14.749	32.306	44.828	57.615	247.7	22:13.961
11	1	6:08.244 B	32.527	41.190	4:54.527	249.4	28:22.205
12	1	2:24.253	53.451	38.560	52.242	121.2	30:46.458
13	1	2:02.655	32.865	38.277	51.513	247.7	32:49.113
14	1	2:03.380	32.560	38.513	52.307	248.3	34:52.493
15	1	2:03.772	33.360	38.619	51.793	249.4	36:56.265
16	1	2:03.522	32.527	38.220	52.775	248.8	38:59.787
17	1	4:26.743 B	34.421	38.376	3:13.946	249.4	43:26.530
18	2	2:18.866	49.001	38.379	51.486	152.3	45:45.396
19	2	2:01.683	32.505	37.924	51.254	249.4	47:47.079
20	2	2:01.634	32.096	38.035	51.503	250.6	49:48.713
21	2	2:00.521	32.080	37.666	50.775	249.4	51:49.234
22	2	2:00.568	32.022	37.756	50.790	250.0	53:49.802
23	2	2:00.891	32.123	37.663	51.105	251.2	55:50.693
24	2	2:00.304	31.955	37.712	50.637	248.8	57:50.997
25	2	2:02.095	33.034	37.649	51.415	250.6	59:53.092
26	2	2:00.250	31.824	37.574	50.852	250.0	1:01:53.342

16 **Ajith Redant by Virage** Ligier JS P325 - Toyota
1.Ajith KUMAR LMP3 Pro/Am
2.Romain VOZNIAK

1	2	2:40.796	51.119	49.014	1:00.663	116.3	2:40.796
2	2	2:18.245	38.059	42.494	57.692	217.7	4:59.041
3	2	2:10.921	35.765	40.476	54.680	234.3	7:09.962
4	2	2:07.958	33.979	39.889	54.090	244.9	9:17.920
5	2	2:06.513	33.734	39.744	53.035	245.5	11:24.433
6	2	2:05.013	33.658	38.855	52.500	245.5	13:29.446
7	2	2:04.378	33.243	38.855	52.280	244.9	15:33.824
8	2	2:12.233 B	33.108	38.801	4:00.324	245.5	17:46.057
9	2	4:35.934	2:41.477	49.451	1:05.306	132.2	22:21.991
10	2	2:22.280	39.324	44.943	58.013	204.2	24:44.271
11	2	2:16.513 B	35.039	40.821	1:00.653	231.8	27:00.784
12	1	4:28.227	2:51.140	42.356	54.731	114.6	31:29.011
13	1	2:09.915	36.123	40.186	53.606	223.1	33:38.926
14	1	2:09.316	35.705	39.578	54.033	243.2	35:48.242
15	1	2:08.273	34.011	39.799	54.463	244.9	37:56.515
16	1	2:08.780	34.217	40.364	54.199	243.8	40:05.295

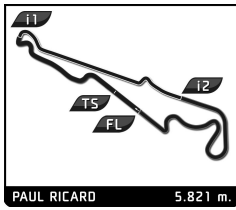
17 **Kessel Racing** Ferrari 296 GT3 Evo
1.Lorenzo Ferdinando INNOCI
2.David Cleto FUMANELLI GT3

1	1	4:19.478	2:30.351	48.056	1:01.071	112.9	4:19.478
2	1	2:18.526	37.204	42.975	58.347	238.9	6:38.004
3	1	2:14.701	36.854	40.958	56.889	230.3	8:52.705
4	1	2:10.924	35.250	40.597	55.074	242.7	11:03.626
5	1	2:14.117	34.581	43.634	55.902	241.6	13:17.743
6	1	2:11.483	34.363	40.512	56.608	241.6	15:29.226
7	1	2:10.514	34.473	40.406	55.635	241.6	17:39.740
8	1	2:09.977	34.050	40.884	55.043	241.6	19:49.717
9	1	2:10.839	34.501	40.378	55.960	243.2	22:00.556
10	1	2:07.932	34.064	39.664	54.204	241.6	24:08.488
11	1	2:08.428	33.686	40.452	54.290	242.7	26:16.916
12	1	2:07.647	34.318	39.436	53.893	242.2	28:24.563
13	1	2:12.047	34.726	41.438	55.883	241.6	30:36.610
14	1	2:09.479	33.985	40.303	55.191	243.2	32:46.089
15	1	2:12.148	34.316	39.731	58.101	241.6	34:58.237
16	1	2:07.412	33.855	39.519	54.038	242.7	37:05.649
17	1	2:10.678	35.665	40.198	54.815	242.7	39:16.327
18	1	2:07.134	33.753	39.504	53.877	243.2	41:23.461
19	1	2:07.025	33.495	39.470	54.060	242.7	43:30.486
20	1	2:06.537	33.811	39.208	53.518	242.7	45:37.023
21	1	4:28.595 B	33.614	39.791	3:15.190	243.2	50:05.618
22	2	2:24.769	51.632	39.764	53.373	144.4	52:30.387
23	2	2:05.469	33.005	38.908	53.556	244.3	54:35.856
24	2	2:04.847	33.063	38.785	52.999	243.2	56:40.703
25	2	2:04.623	32.858	38.838	52.927	243.2	58:45.326
26	2	2:04.720	32.894	39.258	52.568	243.8	1:00:50.046

19 **Brutal Fish by Campos** Ligier JS P325 - Toyota
1.Matus RYBA LMP3
2.Lucas FLUXÀ CROSS

1	1	4:36.554	2:56.764	44.079	55.711	134.0	4:36.554
2	1	2:07.839	35.034	39.947	52.858	241.1	6:44.393
3	1	2:05.889	33.839	39.139	52.944	244.9	8:50.282
4	1	2:02.930	32.716	38.238	51.976	246.0	10:53.212
5	1	2:04.463	32.525	38.358	53.580	247.7	12:57.675
6	1	2:09.974 B	32.368	38.341	59.265	247.7	15:07.649
7	1	5:45.027	4:04.209	44.819	55.999	135.2	20:52.676
8	1	2:13.420	35.304	41.033	57.083	244.9	23:06.096
9	1	2:05.956	34.489	39.111	52.656	247.1	25:12.052
10	1	2:01.826	32.363	38.066	51.397	246.6	27:13.878
11	1	2:01.941	32.013	38.493	51.435	247.7	29:15.819





Michelin Le Mans Cup
Le Castellet Round
Free Practice 1

Sector Analysis

Lap under Red Flag Invalidated Lap Personal Best Session Best B Crossing the pit lane

Lap	D	Time	Sector 1	Sector 2	Sector 3	T. Spd	Elapsed	Lap	D	Time	Sector 1	Sector 2	Sector 3	T. Spd	Elapsed
12	1	2:07.223	33.558	38.042	55.623	247.7	31:23.042	8	1	2:10.105	34.532	40.450	55.123	240.5	18:38.856
13	1	2:00.229	31.713	37.694	50.822	247.7	33:23.271	9	1	2:11.001	34.570	40.418	56.013	240.5	20:49.857
14	1	2:11.379	B 33.010	38.288	1:00.081	248.8	35:34.650	10	1	4:26.748	B 35.956	43.218	3:07.574	240.0	25:16.605
15	2	5:21.889	B 3:38.127	41.903	1:01.859	86.7	40:56.539	11	2	2:26.975	50.142	40.301	56:532	144.2	27:43.580
16	2	4:33.413	3:03.464	38.494	51.455	149.8	45:29.952	12	2	2:05.140	33.246	38.992	52.902	241.6	29:48.720
17	2	2:02.794	32.481	38.830	51.483	248.8	47:32.746	13	2	2:06.161	32.972	39.382	53.807	242.2	31:54.881
18	2	2:02.597	32.396	38.629	51.572	249.4	49:35.343	14	2	2:04.661	32.833	38.984	52.844	241.1	33:59.542
19	2	2:05.057	32.114	40.484	52.459	248.3	51:40.400	15	2	2:07.263	33.307	39.868	54.088	242.2	36:06.805
20	2	2:02.058	32.844	38.188	51.026	251.2	53:42.458	16	2	2:07.359	33.204	39.081	55.074	242.2	38:14.164
21	2	2:01.651	32.306	38.017	51.328	248.3	55:44.109	17	2	2:04.741	32.916	38.930	55.895	241.6	40:18.905
22	2	2:00.456	31.896	37.795	50.765	248.3	57:44.565	18	2	2:07.530	32.712	41.374	53:444	241.6	42:26.435
23	2	2:01.424	32.252	37.975	51.197	248.3	59:45.989	19	2	2:04.693	32.880	38:904	52.912	241.6	44:31.128
24	2	2:01.571	32.211	37.963	51.397	248.8	1:01:47.560	20	2	3:21.753	B 32.887	38.933	2:09.933	241.6	47:52.881

20 High Class Racing Ligier JS P325 - Toyota LMP3
1. Philip LINDBERG
2. Lenny RIED

1	1	3:18.989	1:33.083	46.518	59.388	120.1	3:18.989
2	1	2:12.690	36.238	41.683	54.769	238.9	5:31.679
3	1	2:07.724	34.603	39.416	53.705	242.7	7:39.403
4	1	2:06.181	33.535	39.147	53.499	243.2	9:45.584
5	1	2:05.762	33.627	39.106	53.029	243.8	11:51.346
6	1	2:05.457	33.765	38.777	52.915	243.8	13:56.803
7	1	2:06.215	33.345	38.883	53.987	243.8	16:03.018
8	1	2:04.896	33.483	38.748	52.665	243.2	18:07.914
9	1	2:04.592	33.101	38.825	52.666	243.8	20:12.506
10	1	2:04.972	33.049	39.156	52.767	244.3	22:17.478
11	1	2:04.569	33.083	38.439	53.047	244.3	24:22.047
12	1	2:06.151	33.308	38.281	54.562	244.3	26:28.198
13	1	2:04.736	33.503	38.648	52.585	243.2	28:32.934
14	1	2:04.394	33.308	38.346	52.740	244.9	30:37.328
15	1	2:08.834	33.602	40.288	54.944	246.6	32:46.162
16	1	2:03.821	33.208	38.361	52.252	244.3	34:49.983
17	1	2:04.613	33.718	38.818	52.077	246.6	36:54.596
18	1	2:04.651	33.048	38.769	52.834	244.9	38:59.247
19	1	4:28.640	B 33.300	38.504	3:16.836	245.5	43:27.887
20	2	2:39.150	57.853	44.096	57.201	138.1	46:07.037
21	2	2:07.035	34.547	39.499	52.989	242.7	48:14.072
22	2	2:03.651	33.086	38.844	51.721	245.5	50:17.723
23	2	2:02.015	32.455	38.277	51.283	246.6	52:19.738
24	2	2:01.436	32.297	38.077	51.062	246.6	54:21.174
25	2	2:05.519	32.787	38.390	54.342	246.6	56:26.693
26	2	2:02.248	32.828	38.244	51.176	246.6	58:28.941
27	2	2:01.231	32.194	37.988	51.049	246.6	1:00:30.172

21 Kessel Racing Ferrari 296 GT3 Evo GT3
1. Oscar Lee RYNDZIEWICZ
2. Lorenzo FERRARI

1	1	3:12.049	1:23.262	47.040	1:01.747	110.9	3:12.049
2	1	2:18.797	38.008	43.962	56.827	235.8	5:30.846
3	1	2:15.157	36.693	42.477	55.987	238.9	7:46.003
4	1	2:12.447	35.335	41.300	55.812	240.0	9:58.450
5	1	2:09.925	34.321	40.401	55.203	240.0	12:08.375
6	1	2:09.929	34.314	40.494	55.121	240.0	14:18.304
7	1	2:10.447	34.326	40.551	55.570	241.1	16:28.751

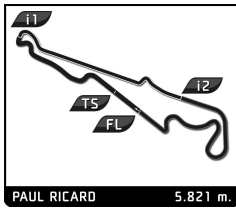
22 Trajectus Motorsport Ligier JS P325 - Toyota LMP3
1. André VIEIRA
2. Mathis POULET

1	2	2:58.409	1:15.035	45.302	58.072	118.4	2:58.409
2	2	2:08.929	35.307	39.902	53.720	241.6	5:07.338
3	2	2:05.178	33.525	38.707	52.946	245.5	7:12.516
4	2	2:03.896	32.938	38.537	52.421	247.7	9:16.412
5	2	2:12.726	33.553	38.759	1:00.414	250.0	11:29.138
6	2	2:03.187	32.645	38.609	51.933	246.6	13:32.325
7	2	2:02.341	32.473	38.211	51.657	247.7	15:34.666
8	2	9:48.636	B 32.730	44.232	8:31.674	248.8	25:23.302

23 Biogas Motorsport Ferrari 296 GT3 GT3
1. Josep MAYOLA COMADIF
2. Marc CAROL YBARRA

1	1	3:56.864	2:00.917	52.311	1:03.636	98.8	3:56.864
2	1	2:23.086	40.613	44.189	58.284	211.8	6:19.950
3	1	2:16.260	38.157	41.648	56.455	211.4	8:36.210
4	1	2:15.621	35.179	43.822	56.620	238.9	10:51.831
5	1	2:12.672	35.066	42.145	55.461	239.5	13:04.503
6	1	2:11.382	34.485	40.420	56.477	238.4	15:15.885
7	1	2:15.579	35.086	43.111	57.382	231.8	17:31.464
8	1	5:30.893	B 36.734	44.444	4:12.745	238.9	23:02.357
9	1	2:30.951	52.895	41.204	56.852	131.7	25:33.308
10	1	2:13.538	35.499	40.954	57.085	237.4	27:46.846
11	1	2:13.305	35.333	40.543	57.429	238.9	30:00.151
12	1	4:25.337	B 35.404	41.468	3:08.465	238.4	34:25.488
13	2	2:31.945	51.553	41.177	59.215	142.3	36:57.433
14	2	2:07.475	33.743	39.526	54.206	239.5	39:04.908
15	2	2:08.662	33.466	41.244	53.952	240.5	41:13.570
16	2	2:06.418	33.311	39.179	53.928	240.5	43:19.988
17	2	2:05.902	33.372	39.225	53.305	240.0	45:25.890
18	2	6:35.516	B 33.429	40.348	5:21.739	241.1	52:01.406
19	2	2:27.273	51.028	40.549	55.696	141.5	54:28.679
20	2	2:05.805	33.128	39.333	53.344	241.6	56:34.484
21	2	2:06.305	33.210	39.418	53.677	241.1	58:40.789
22	2	2:05.224	33.006	39.072	53.146	240.5	1:00:46.013



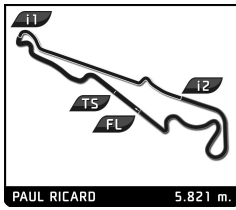


Michelin Le Mans Cup
Le Castellet Round
Free Practice 1

Sector Analysis

Lap under Red Flag Invalidated Lap Personal Best Session Best Crossing the pit lane

Lap	D	Time	Sector 1	Sector 2	Sector 3	T. Spd	Elapsed	Lap	D	Time	Sector 1	Sector 2	Sector 3	T. Spd	Elapsed
24	Racing Spirit of Lemans 1.Christian GISY 2.Oskar KRISTENSEN							Ligier JS P325 - Toyota LMP3 Pro/Am							
1	2	3:35.404	1:39.155	49.745	1:06.504	118.0	3:35.404	1	1	6:21.115	1:04.719	50.960	4:25.436	105.9	6:21.115
2	2	2:15.490	37.291	42.150	56.049	232.3	5:50.894	2	1	7:56.739	56.121	44.357	6:16.261	132.5	14:17.854
3	2	2:10.979	35.403	40.323	55.253	242.2	8:01.873	3	1	2:29.030	53.691	40.624	54.715	143.4	16:46.884
4	2	16:01.516	34.646	41.416	...	244.3	24:03.389	4	1	2:03.822	33.479	38.387	51.956	244.9	18:50.706
5	2	3:03.661	1:02.646	54.327	1:06.688	98.3	27:07.050	5	1	2:02.954	32.801	38.259	51.894	246.6	20:53.660
6	2	2:25.482	41.652	45.288	58.542	159.5	29:32.532	6	1	2:06.800	33.610	39.422	53.768	249.4	23:00.460
7	2	2:11.337	34.408	42.345	54.584	242.2	31:43.869	7	1	2:01.651	32.366	38.001	51.284	248.3	25:02.111
8	2	2:11.501	33.892	42.257	55.352	244.9	33:55.370	8	1	2:02.031	32.820	37.807	51.404	250.0	27:04.142
9	2	2:04.322	33.061	38.492	52.769	244.9	35:59.692	9	1	2:01.965	32.407	37.823	51.735	247.7	29:06.107
10	2	2:03.754	34.231	38.216	51.307	246.0	38:03.446	10	1	2:01.303	32.050	37.877	51.376	248.3	31:07.410
11	2	2:01.972	32.483	38.018	51.471	246.0	40:05.418	11	1	2:01.625	32.174	37.857	51.594	248.3	33:09.035
12	2	2:01.509	32.513	37.599	51.397	247.1	42:06.927	12	1	2:03.327	32.359	39.073	51.895	247.7	35:12.362
13	2	2:01.139	32.195	37.849	51.095	246.0	44:08.066	13	1	4:22.644	31.959	37.802	3:12.883	248.8	39:35.006
14	2	4:02.513	32.807	38.962	2:50.744	247.7	48:10.579	14	2	2:19.829	49.660	38.486	51.683	146.3	41:54.835
15	1	2:24.899	51.487	39.815	53.597	135.5	50:35.478	15	2	2:03.165	32.445	38.153	52.567	247.7	43:58.000
16	1	2:05.798	33.519	39.135	53.144	243.8	52:41.276	16	2	2:05.862	33.495	40.077	52.290	248.8	46:03.862
17	1	2:06.775	33.422	39.379	53.974	243.8	54:48.051	17	2	2:02.022	32.565	38.241	51.216	251.2	48:05.884
18	1	2:10.034	34.010	39.386	56.638	246.6	56:58.085	18	2	2:02.575	32.581	38.827	51.167	248.8	50:08.459
19	1	2:08.409	34.464	40.042	53.903	243.8	59:06.494	19	2	2:00.806	32.112	37.831	50.863	249.4	52:09.265
20	1	2:07.154	33.854	39.697	53.603	236.3	1:01:13.648	20	2	2:01.172	31.913	37.686	51.573	248.8	54:10.437
27	P4 Racing 1.Andrew FERGUSON 2.Louis HAMILTON-SMITH							Ligier JS P325 - Toyota LMP3 Pro/Am							
1	1	3:57.349	2:05.655	49.879	1:01.815	95.2	3:57.349	21	2	2:01.903	32.995	38.071	50.837	250.6	56:12.340
2	1	2:15.761	37.278	41.899	56.584	232.3	6:13.110	22	2	2:00.799	32.192	37.794	50.813	248.3	58:13.139
3	1	2:11.006	35.852	40.126	55.028	238.9	8:24.116	23	2	2:00.392	32.215	37.590	50.587	249.4	1:00:13.531
4	1	2:09.833	34.285	40.496	55.052	242.7	10:33.949	24	2	2:00.477	31.971	37.821	50.685	247.7	52:43.232
5	1	2:09.244	34.091	40.177	54.976	242.2	12:43.193	24	2	2:02.507	31.942	37.986	52.579	248.8	54:45.739
6	1	2:10.743	34.186	40.224	56.333	242.7	14:53.936								
7	1	4:06.611	34.557	45.288	2:46.766	243.2	19:00.547								
8	1	3:05.410	1:07.932	53.701	1:03.777	102.0	22:05.957								
9	1	2:21.250	37.762	43.869	59.619	233.3	24:27.207								
10	1	2:13.505	35.919	41.529	56.057	213.4	26:40.712								
11	1	2:09.897	35.117	39.962	54.818	244.3	28:50.609								
12	1	2:08.003	34.105	39.671	54.227	244.9	30:58.612								
13	1	2:08.265	34.166	39.508	54.591	244.9	33:06.877								
14	1	2:08.855	34.121	39.483	55.251	244.9	35:15.732								
15	1	2:06.899	33.704	39.329	53.866	244.3	37:22.631								
16	1	2:07.320	33.598	39.812	53.910	244.9	39:29.951								
17	1	4:04.635	34.161	39.770	2:50.704	246.0	43:34.586								
18	2	2:21.802	50.477	38.880	52.445	140.8	45:56.388								
19	2	2:04.048	32.887	38.686	52.445	247.7	48:00.406								
20	2	2:02.811	32.907	38.248	51.656	246.6	50:03.217								
21	2	2:01.867	32.262	37.931	51.674	247.7	52:05.084								
22	2	2:01.492	32.366	37.893	51.233	247.7	54:06.576								
23	2	2:02.073	33.036	37.777	51.260	250.0	56:08.649								
24	2	2:01.279	32.288	37.919	51.072	247.7	58:09.928								
25	2	2:01.512	32.364	37.872	51.276	247.1	1:00:11.440								
29	Forestier Racing by VPS 1.Luciano MORANO 2.Roeie MEYUHAS							Ligier JS P325 - Toyota LMP3							
1	1	6:21.115	1:04.719	50.960	4:25.436	105.9	6:21.115								
2	1	7:56.739	56.121	44.357	6:16.261	132.5	14:17.854								
3	1	2:29.030	53.691	40.624	54.715	143.4	16:46.884								
4	1	2:03.822	33.479	38.387	51.956	244.9	18:50.706								
5	1	2:02.954	32.801	38.259	51.894	246.6	20:53.660								
6	1	2:06.800	33.610	39.422	53.768	249.4	23:00.460								
7	1	2:01.651	32.366	38.001	51.284	248.3	25:02.111								
8	1	2:02.031	32.820	37.807	51.404	250.0	27:04.142								
9	1	2:01.965	32.407	37.823	51.735	247.7	29:06.107								
10	1	2:01.303	32.050	37.877	51.376	248.3	31:07.410								
11	1	2:01.625	32.174	37.857	51.594	248.3	33:09.035								
12	1	2:03.327	32.359	39.073	51.895	247.7	35:12.362								
13	1	4:22.644	31.959	37.802	3:12.883	248.8	39:35.006								
14	2	2:19.829	49.660	38.486	51.683	146.3	41:54.835								
15	2	2:03.165	32.445	38.153	52.567	247.7	43:58.000								
16	2	2:05.862	33.495	40.077	52.290	248.8	46:03.862								
17	2	2:02.022	32.565	38.241	51.216	251.2	48:05.884								
18	2	2:02.575	32.581	38.827	51.167	248.8	50:08.459								
19	2	2:00.806	32.112	37.831	50.863	249.4	52:09.265								
20	2	2:01.172	31.913	37.686	51.573	248.8	54:10.437								
21	2	2:01.903	32.995	38.071	50.837	250.6	56:12.340								
22	2	2:00.799	32.192	37.794	50.813	248.3	58:13.139								
23	2	2:00.392	32.215	37.590	50.587	249.4	1:00:13.531								
34	Inter Europol Competition 1.Alexander BUKHANTSOV 2.Shawn RASHID							Ligier JS P325 - Toyota LMP3 Pro/Am							
1	1	3:11.368	1:12.710	52.389	1:06.269	98.1	3:11.368								
2	1	2:23.901	41.242	44.229	58.430	197.8	5:35.269								
3	1	2:10.358	35.137	40.395	54.826	246.6	7:45.627								
4	1	2:05.849	33.673	39.160	53.016	244.9	9:51.476								
5	1	2:04.999	33.279	38.720	53.000	245.5	11:56.475								
6	1	2:04.488	33.095	38.452	52.941	246.0	14:00.963								
7	1	2:03.812	32.894	38.545	52.373	246.6	16:04.775								
8	1	2:06.102	33.131	40.217	52.754	248.8	18:10.877								
9	1	2:03.567	32.958	38.534	52.075	246.6	20:14.444								
10	1	2:03.768	32.829	38.763	52.176	247.1	22:18.212								
11	1	2:05.836	33.283	38.363	54.190	247.7	24:24.048								
12	1	2:06.488	33.179	38.459	54.850	248.3	26:30.536								
13	1	2:03.531	33.028	38.424	52.079	247.1	28:34.067								
14	1	2:10.316	33.525												

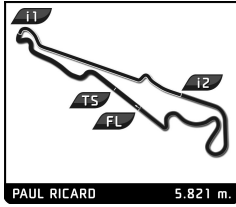


Michelin Le Mans Cup
Le Castellet Round
Free Practice 1

Sector Analysis

Lap under Red Flag								Invalidated Lap		Personal Best		Session Best		B Crossing the pit lane	
Lap	D	Time	Sector 1	Sector 2	Sector 3	T. Spd	Elapsed	Lap	D	Time	Sector 1	Sector 2	Sector 3	T. Spd	Elapsed
36 Ajith Redant Racing 1. Aditya PATEL 2. Narain KARTHIKEYAN Ligier JS P325 - Toyota LMP3								20	2	2:00.497	31.926	37.818	50.753	247.7	44:58.395
25	2	2:02.782	33.196	37.896	51.690	248.3	56:48.521	21	2	2:00.732	32.488	37.826	50.718	249.4	46:59.127
26	2	2:02.904	32.482	39.468	50.954	248.8	58:51.425	22	2	2:00.517	32.083	37.449	50.985	248.3	48:59.644
27	2	2:01.148	31.878	37.884	51.386	247.7	1:00:52.573	23	2	1:59.859	31.480	37.562	50.817	247.7	50:59.503
1	2	2:53.944	1:10.873	46.764	56.307	109.9	2:53.944	24	2	2:02.683	32.647	37.974	52.062	248.8	53:02.186
2	2	2:08.925	34.106	40.868	53.951	241.1	5:02.869	25	2	2:06.767 B	31.678	37.597	57.492	248.3	55:08.953
3	2	2:04.641	33.482	39.042	52.117	243.8	7:07.510	26	2	2:16.553	47.827	37.930	50.796	150.8	57:25.506
4	2	2:07.609	33.381	39.220	55.008	247.1	9:15.119	27	2	2:02.132	32.286	38.163	51.683	248.3	59:27.638
5	2	2:03.161	32.897	38.426	51.838	247.1	11:18.280	28	2	2:05.257	32.716	39.192	53.349	249.4	1:01:32.895
6	2	2:05.048	33.374	38.379	53.295	248.3	13:23.328	49 High Class Racing 1. Michael HOVE 2. Andrew RACKSTRAW Ligier JS P325 - Toyota LMP3 Pro/Am							
7	2	2:03.874	32.547	38.407	52.920	247.7	15:27.202	1	2	3:58.324	2:11.734	47.571	59.019	111.0	3:58.324
8	2	2:02.747	32.355	38.255	52.137	247.1	17:29.949	2	2	2:14.852	37.223	41.864	55.765	216.9	6:13.176
9	2	2:02.045	32.290	38.326	51.429	247.7	19:31.994	3	2	2:07.026	34.908	39.020	53.098	247.1	8:20.202
10	2	2:16.646 B	34.977	40.858	1:00.811	247.7	21:48.640	4	2	2:02.597	32.995	38.027	51.575	248.8	10:22.799
11	1	4:18.363	2:44.783	40.214	53.366	140.8	26:07.003	5	2	2:02.122	32.772	37.969	51.381	247.7	12:24.921
12	1	2:04.748	33.345	38.578	52.825	247.7	28:11.751	6	2	4:22.384 B	32.357	38.226	3:11.801	248.8	16:47.305
13	1	2:13.851	36.873	42.108	54.870	249.4	30:25.602	7	1	2:36.951	54.932	42.267	59.752	124.0	19:24.256
14	1	2:07.225	32.916	38.403	55.906	247.7	32:32.827	8	1	2:12.685	35.795	41.818	55.072	248.8	21:36.941
15	1	2:03.552	32.999	38.514	52.039	247.1	34:36.379	9	1	2:12.639	35.151	41.019	56.469	247.7	23:49.580
16	1	2:09.757 B	32.768	38.296	58.693	247.7	36:46.136	10	1	2:09.153	34.005	39.509	55.639	247.7	25:58.733
17	1	4:56.781	3:12.434	44.369	59.978	124.4	41:42.917	11	1	2:10.584	35.656	40.013	54.915	224.5	28:09.317
18	1	2:11.507	36.026	40.891	54.590	210.1	43:54.424	12	1	2:10.768	34.109	40.456	56.203	247.7	30:20.085
19	1	2:07.272	34.381	38.849	54.042	246.6	46:01.696	13	1	2:09.828	34.542	40.573	54.713	247.7	32:29.913
20	1	2:06.572	32.538	40.180	53.854	250.0	48:08.268	14	1	2:18.346	34.952	40.779	1:02.615	244.9	34:48.259
21	1	2:06.642	35.033	39.004	52.605	249.4	50:14.910	15	1	2:14.921	36.466	41.733	56.722	247.7	37:03.180
22	1	2:02.467	32.846	37.918	51.703	249.4	52:17.377	16	1	2:08.537	34.171	39.872	54.494	245.5	39:11.717
23	1	2:02.005	32.781	38.170	51.054	248.3	54:19.382	17	1	4:25.199 B	34.931	39.988	3:10.280	247.7	43:36.916
24	1	2:09.832	34.184	41.232	54.416	248.8	56:29.214	18	2	2:47.242	1:01.427	46.600	59.215	119.5	46:24.158
25	1	2:10.540 B	33.147	38.355	59.038	248.8	58:39.754	19	2	2:07.997	35.257	39.761	52.979	248.8	48:32.155
43 Inter Europol Competition 1. Christian DANNEMAND JC 2. William KARLSSON Ligier JS P325 - Toyota LMP3								20	2	2:14.706	33.226	40.106	1:01.374	248.3	50:46.861
1	1	2:46.494	56.352	49.452	1:00.690	117.4	2:46.494	21	2	2:11.944	33.305	42.281	56.358	248.8	52:58.805
2	1	2:16.881	37.496	42.847	56.538	216.4	5:03.375	22	2	2:01.591	32.493	37.745	51.353	250.0	55:00.396
3	1	2:10.756	34.370	40.206	56.180	243.2	7:14.131	23	2	2:00.910	32.397	37.588	50.925	250.0	57:01.306
4	1	2:11.936	34.237	39.601	58.098	244.3	9:26.067	24	2	2:03.450	32.294	38.161	52.995	250.0	59:04.756
5	1	2:04.800	33.566	38.945	52.289	244.9	11:30.867	25	2	2:02.539	32.083	37.640	52.816	250.6	1:01:07.295
6	1	2:04.164	33.130	38.827	52.207	247.1	13:35.031	50 23Events Racing 1. Giovanni MASCHIO 2. Colin QUEEN Ligier JS P325 - Toyota LMP3							
7	1	2:03.592	33.503	38.628	51.461	247.7	15:38.623	1	1	2:41.150	57.288	45.883	57.979	112.1	2:41.150
8	1	2:02.702	32.861	38.429	51.412	247.1	17:41.325	2	1	2:11.466	36.737	41.038	53.691	237.9	4:52.616
9	1	2:04.838	32.986	39.608	52.244	247.1	19:46.163	3	1	2:07.212	34.167	39.851	53.194	238.4	6:59.828
10	1	2:07.589	33.170	41.500	52.919	247.7	21:53.752	4	1	2:03.781	33.081	38.483	52.217	246.6	9:03.609
11	1	2:02.930	32.695	38.223	52.012	246.6	23:56.682	5	1	2:04.134	32.669	38.175	53.290	248.3	11:07.743
12	1	2:02.522	32.595	38.100	51.827	247.7	25:59.204	6	1	2:04.997	33.573	38.976	52.448	236.8	13:12.740
13	1	2:03.519	32.492	38.238	52.789	249.4	28:02.723	7	1	2:03.204	32.697	38.427	52.080	247.7	15:15.944
14	1	2:10.054 B	32.944	38.459	58.654	248.3	30:12.777	8	1	2:02.730	32.449	38.197	52.084	248.3	17:18.674
15	2	4:26.724	2:50.659	42.505	53.560	149.2	34:39.501	9	1	2:04.193	32.603	38.115	53.475	247.7	19:22.867
16	2	2:02.946	32.373	37.975	52.598	247.1	36:42.447	10	1	3:45.022 B	34.494	1:33.241	1:37.287	250.0	23:07.889
17	2	2:02.744	32.055	38.503	52.186	247.1	38:45.191	51 AF Corse 1. Alessandro COZZI 2. Eliseo DONNO Ferrari 296 GT3 Evo GT3							
18	2	2:10.175	31.831	37.707	1:00.637	248.3	40:55.366								
19	2	2:02.532	31.946	37.855	52.731	247.7	42:57.898								





Michelin Le Mans Cup
Le Castellet Round
Free Practice 1

Sector Analysis

Lap under Red Flag Invalidated Lap Personal Best Session Best Crossing the pit lane

Lap	D	Time	Sector 1	Sector 2	Sector 3	T. Spd	Elapsed
1	2	3:20.296	1:37.940	44.324	58.032	120.7	3:20.296
2	2	2:13.214	35.429	41.518	56.267	238.4	5:33.510
3	2	2:08.052	34.127	40.364	53.561	241.6	7:41.562
4	2	2:05.560	33.326	39.100	53.134	241.6	9:47.122
5	2	2:06.107	33.041	38.969	54.097	242.7	11:53.229
6	2	2:04.851	33.017	38.913	52.921	242.2	13:58.080
7	2	2:05.976	32.925	38.943	54.108	243.2	16:04.056
8	2	2:13.982 B	33.237	40.881	59.864	243.2	18:18.038
9	1	4:56.415	3:20.343	41.320	54.752	141.4	23:14.453
10	1	2:09.082	34.161	39.804	55.117	242.7	25:23.535
11	1	2:08.132	34.056	39.785	54.291	242.2	27:31.667
12	1	2:09.526	34.408	39.944	55.174	241.1	29:41.193
13	1	2:08.576	33.974	40.170	54.432	240.5	31:49.769
14	1	2:08.078	34.065	39.390	54.623	241.1	33:57.847
15	1	2:09.891	34.662	40.255	54.974	241.6	36:07.738
16	1	2:20.003 B	35.899	40.731	1:03.373	243.8	38:27.741
17	1	5:29.074	3:53.957	40.038	55.079	145.6	43:56.815
18	1	2:10.937	34.269	41.837	54.831	242.7	46:07.752
19	1	2:08.518	34.314	39.894	54.310	243.2	48:16.270
20	1	2:09.222	34.350	39.929	54.943	242.2	50:25.492
21	1	2:08.864	33.859	39.953	55.052	243.2	52:34.356
22	1	2:08.716	34.111	39.470	55.135	242.7	54:43.072
23	1	2:08.780	33.919	39.700	55.161	242.2	56:51.852
24	1	2:07.656	33.595	39.850	54.211	243.8	58:59.508
25	1	2:07.866	33.950	39.337	54.579	242.7	1:01:07.374

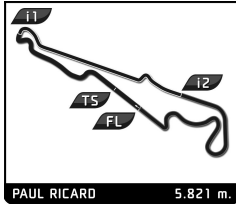
Lap	D	Time	Sector 1	Sector 2	Sector 3	T. Spd	Elapsed
1	2	5:59.390	4:17.584	44.511	57.295	134.7	5:59.390
2	2	2:09.093	34.722	40.068	54.303	241.1	8:08.483
3	2	2:06.387	33.586	39.402	53.399	241.6	10:14.870
4	2	2:05.173	33.075	38.845	53.253	242.2	12:20.043
5	2	2:04.489	32.854	38.737	52.898	242.2	14:24.532
6	2	2:12.486 B	32.887	38.855	1:00.744	243.2	16:37.018
7	1	5:19.282	3:41.651	42.894	54.737	116.0	21:56.300
8	1	2:07.460	33.752	39.666	54.042	241.1	24:03.760
9	1	2:07.675	33.892	39.875	53.908	242.2	26:11.435
10	1	2:21.264	33.772	39.705	1:07.787	241.6	28:32.699
11	1	2:11.188	36.307	40.524	54.357	225.9	30:43.887
12	1	2:27.950	50.114	42.647	55.189	242.2	33:11.837
13	1	2:08.238	33.872	40.074	54.292	242.7	35:20.075
14	1	2:09.550	33.883	40.364	55.303	242.2	37:29.625
15	1	2:08.369	34.169	39.829	54.371	241.1	39:37.994
16	1	2:12.446	36.914	39.930	55.602	241.6	41:50.440
17	1	2:10.067	34.142	40.215	55.710	243.2	44:00.507
18	1	2:21.177 B	34.446	40.137	1:06.594	243.8	46:21.684
19	2	5:44.099	4:11.042	39.414	53.643	150.2	52:05.783
20	2	2:04.413	32.900	38.739	52.774	243.8	54:10.196
21	2	2:05.554	33.772	38.892	52.890	244.3	56:15.750
22	2	2:06.964	32.765	38.913	55.273	243.8	58:22.701
23	2	2:05.898	32.968	38.894	54.036	243.2	1:00:28.599

Lap	D	Time	Sector 1	Sector 2	Sector 3	T. Spd	Elapsed
1	2	3:40.610	1:47.945	50.583	1:02.082	107.6	3:40.610
2	2	2:26.987	41.172	47.142	58.673	227.4	6:07.597
3	2	2:09.326	34.883	40.082	54.361	242.7	8:16.923
4	2	2:04.514	33.403	38.476	52.635	248.8	10:21.437
5	2	2:02.426	32.790	38.114	51.522	247.7	12:23.863
6	2	2:02.584	32.547	38.219	51.818	247.7	14:26.447
7	2	2:13.691	36.532	42.568	54.591	249.4	16:40.138
8	2	2:03.172	32.809	38.316	52.047	249.4	18:43.310
9	2	7:58.471 B	32.870	38.190	6:47.411	250.6	26:41.781
10	1	2:25.408	52.139	39.184	54.085	129.2	29:07.189
11	1	2:04.101	32.925	38.680	52.496	249.4	31:11.290
12	1	9:00.835 B	1:01.685	39.418	7:19.732	250.6	40:12.125

Lap	D	Time	Sector 1	Sector 2	Sector 3	T. Spd	Elapsed
1	1	4:12.720	2:16.050	53.599	1:03.071	87.9	4:12.720
2	1	2:19.777	36.648	45.851	57.278	234.8	6:32.497
3	1	2:10.606	34.962	40.394	55.250	246.0	8:43.103
4	1	2:07.892	33.701	39.179	55.012	247.7	10:50.995
5	1	2:07.804	33.523	39.208	55.073	247.1	12:58.799
6	1	2:05.184	33.082	38.943	53.159	247.7	15:03.983
7	1	2:06.598	33.351	38.848	54.399	246.6	17:10.581
8	1	2:11.189	33.108	40.503	57.578	247.7	19:21.770
9	1	2:06.615	34.910	38.946	52.759	247.7	21:28.385
10	1	2:03.694	33.104	38.636	51.954	247.7	23:32.079
11	1	2:05.994	34.926	38.783	52.285	248.3	25:38.073
12	1	2:03.745	33.042	38.453	52.250	249.4	27:41.818
13	1	2:04.446	32.779	39.548	52.119	247.7	29:46.264
14	1	2:11.656 B	33.521	39.930	58.205	250.0	31:57.920
15	2	4:04.226	2:22.507	45.225	56.494	99.2	36:02.146
16	2	2:07.939	35.132	40.447	52.360	238.9	38:10.085
17	2	2:01.740	32.841	37.989	50.910	249.4	40:11.825
18	2	2:02.330	32.605	37.695	52.030	251.2	42:14.155
19	2	2:01.174	32.333	37.907	50.934	249.4	44:15.329
20	2	2:00.712	32.091	37.696	50.925	250.6	46:16.041
21	2	2:04.006	34.535	38.178	51.293	251.2	48:20.047
22	2	2:02.299	32.218	38.267	51.814	251.2	50:22.346
23	2	2:01.429	32.559	37.778	51.092	250.0	52:23.775
24	2	2:00.331	32.098	37.692	50.541	250.0	54:24.106
25	2	2:01.894	31.925	38.376	51.593	250.0	56:26.000
26	2	2:00.226	32.015	37.776	50.435	250.0	58:26.226
27	2	2:01.218	31.821	37.479	51.918	250.6	1:00:27.444

Lap	D	Time	Sector 1	Sector 2	Sector 3	T. Spd	Elapsed
1	1	5:11.908	3:19.627	50.291	1:01.990	107.8	5:11.908
2	1	2:14.796	36.980	41.785	56.031	242.2	7:26.704
3	1	2:13.406	35.307	43.046	55.053	243.8	9:40.110
4	1	3:35.252 B	35.904	42.374	2:16.974	246.6	13:15.362
5	1	2:58.816	1:04.315	49.314	1:05.187	93.8	16:14.178





Michelin Le Mans Cup
Le Castellet Round
Free Practice 1

Sector Analysis

Lap under Red Flag Invalidated Lap Personal Best Session Best Crossing the pit lane

Lap	D	Time	Sector 1	Sector 2	Sector 3	T. Spd	Elapsed	Lap	D	Time	Sector 1	Sector 2	Sector 3	T. Spd	Elapsed
6	1	2:18.099	37.294	42.848	57.957	234.8	18:32.277	3	1	2:06.290	33.595	39.910	52.785	244.3	6:53.581
7	1	2:09.389	35.413	40.281	53.695	244.9	20:41.666	4	1	2:05.288	33.610	38.867	52.844	246.0	8:58.869
8	1	2:09.617	34.221	39.499	55.897	246.0	22:51.283	5	1	2:08.029	33.085	40.158	54.786	248.8	11:06.898
9	1	2:06.197	33.712	39.282	53.203	246.6	24:57.480	6	1	2:02.988	32.674	38.734	51.580	247.1	13:09.886
10	1	2:05.819	33.730	39.042	53.047	246.0	27:03.299	7	1	2:03.277	32.748	38.184	52.345	247.7	15:13.163
11	1	2:06.234	34.309	39.061	52.864	246.0	29:09.533	8	1	2:02.381	32.517	38.149	51.715	246.0	17:15.544
12	1	2:05.612	33.647	39.027	52.938	246.6	31:15.145	9	1	2:03.622	32.471	38.443	52.738	246.6	19:19.166
13	1	2:06.834	35.310	38.780	52.744	247.7	33:21.979	10	1	2:03.441	33.003	38.746	51.692	246.6	21:22.607
14	1	2:07.290	33.832	38.637	54.821	248.3	35:29.269	11	1	2:03.951	32.611	39.512	51.828	246.0	23:26.558
15	1	2:04.375	33.351	38.684	52.340	248.3	37:33.644	12	1	2:03.498	32.523	38.332	52.343	247.1	25:29.756
16	1	2:04.708	33.455	38.704	52.549	248.3	39:38.352	13	1	2:02.566	32.645	38.295	51.626	247.7	27:32.322
17	1	4:39.178B	35.285	38.618	3:25.275	247.7	44:17.530	14	1	2:03.161	33.263	38.397	51.501	250.0	29:35.483
18	2	2:19.771	49.873	38.246	51.652	142.9	46:37.301	15	1	2:02.113	32.580	38.116	51.417	247.7	31:37.596
19	2	2:00.639	32.511	37.530	50.598	248.8	48:37.940	16	1	2:07.911B	32.532	38.378	57.001	247.7	33:45.507
20	2	1:59.874	31.886	37.594	50.394	248.8	50:37.814	17	2	8:41.466	6:33.422	52.632	1:15.412	110.5	42:26.973
21	2	2:00.871	32.077	38.324	50.470	249.4	52:38.685	18	2	2:23.975	40.215	44.697	59.063	169.0	44:50.948
22	2	2:01.040	31.964	37.880	51.196	251.2	54:39.725	19	2	2:10.313	37.130	39.873	53.310	194.6	47:01.261
23	2	2:05.768	32.133	38.325	55.310	250.0	56:45.493	20	2	2:02.510	33.161	38.117	51.232	248.8	49:03.771
24	2	2:00.267	32.028	37.480	50.759	251.2	58:45.760	21	2	2:02.275	32.489	38.001	51.785	247.1	51:06.046
25	2	2:45.637B	32.984	37.943	1:34.710	253.5	1:01:31.397	22	2	2:01.177	32.549	37.668	50.960	248.3	53:07.223

68 M Racing Ligier JS P325 - Toyota LMP3
1.Haydn CHANCE
2.Nazareno LOPEZ CESAR/

1	2	2:48.758	1:05.227	46.132	57.399	126.9	2:48.758
2	2	2:10.149	35.591	40.608	53.950	235.8	4:58.907
3	2	2:07.171	34.485	39.514	53.172	244.9	7:06.078
4	2	2:05.857	34.145	39.269	52.443	248.3	9:11.935
5	2	2:05.636	33.507	38.816	53.313	246.0	11:17.571
6	2	2:10.722B	33.121	39.012	58.589	246.0	13:28.293
7	1	4:41.070	3:06.224	40.781	54.065	143.6	18:09.363
8	1	2:06.132	33.562	39.131	53.439	247.1	20:15.495
9	1	2:05.325	33.445	38.951	52.929	247.1	22:20.820
10	1	2:06.479	33.390	38.695	54.394	247.1	24:27.299
11	1	2:12.355B	33.706	38.628	1:00.021	247.7	26:39.654
12	1	3:57.202	1:55.435	55.130	1:06.637	135.0	30:36.856
13	1	2:22.228	39.523	46.056	56.649	152.1	32:59.084
14	1	2:09.125	34.277	39.764	55.084	239.5	35:08.209
15	1	2:02.341	32.761	38.287	51.293	246.6	37:10.550
16	1	2:02.814	32.421	38.521	51.872	247.1	39:13.364
17	1	2:02.482	32.773	37.751	51.958	248.3	41:15.846
18	1	2:09.536B	32.636	38.253	58.647	248.8	43:25.382
19	2	4:36.806	3:05.897	38.648	52.261	138.1	48:02.188
20	2	2:03.096	32.887	38.365	51.844	247.1	50:05.284
21	2	2:09.385	32.806	39.603	56.976	247.7	52:14.669
22	2	2:02.247	32.548	38.351	51.348	247.1	54:16.916
23	2	2:01.576	32.281	38.162	51.133	247.1	56:18.492
24	2	2:01.815	32.258	38.006	51.551	247.1	58:20.307
25	2	2:00.842	32.105	37.826	50.911	247.1	1:00:21.149

70 Team Virage Ligier JS P325 - Toyota LMP3
1.Vic STEVENS
2.Jude PETERS

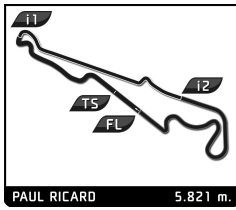
1	1	2:35.792	50.039	47.592	58.161	122.7	2:35.792
2	1	2:11.499	36.584	40.229	54.686	217.7	4:47.291

71 Rinaldi Racing Ligier JS P325 - Toyota LMP3 Pro/Am
1.Stefan AUST
2.Felipe FERNANDEZ-LASE

1	2	6:03.205B	1:54.119	49.044	3:20.042	101.6	6:03.205
2	2	2:33.584	56.291	42.324	54.969	122.9	8:36.789
3	2	2:08.836	35.307	40.621	52.908	244.3	10:45.625
4	2	2:10.010	35.607	39.741	54.662	245.5	12:55.635
5	2	2:02.862	32.818	38.325	51.719	246.6	14:58.497
6	2	5:46.229B	32.481	39.046	4:34.732	246.6	20:44.726
7	1	2:24.844	50.300	40.220	54.324	149.0	23:09.570
8	1	2:05.429	33.882	38.762	52.785	248.3	25:14.999
9	1	2:04.026	33.169	38.576	52.281	248.3	27:19.025
10	1	4:03.591B	33.115	38.928	2:51.548	248.8	31:22.616
11	1	2:44.432	57.137	46.671	1:00.624	120.5	34:07.048
12	1	2:13.922	37.827	41.000	55.095	245.5	36:20.970
13	1	2:07.926	33.781	39.604	54.541	247.7	38:28.896
14	1	2:04.670	33.313	38.962	52.395	247.7	40:33.566
15	1	2:05.140	34.390	38.553	52.197	247.7	42:38.706
16	1	2:03.177	32.798	38.595	51.784	248.8	44:41.883
17	1	2:02.721	32.917	38.204	51.600	250.0	46:44.604
18	1	3:44.218B	33.612	39.755	2:30.851	250.0	50:28.822
19	2	2:17.197	48.351	37.955	50.891	150.4	52:46.019
20	2	2:01.248	32.119	37.690	51.439	248.8	54:47.267
21	2	2:03.754	32.629	37.597	53.528	247.1	56:51.021
22	2	2:04.244	32.202	37.741	54.268	247.7	58:55.232
23	2	2:00.588	32.035	37.713	50.840	249.4	1:00:55.820

77 SMC Motorsport McLaren 720S GT3 Evo GT3
1.Gonzalo DE ANDRES MAF
2.Jean-Baptiste SIMMENAUI



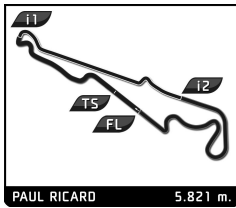


Michelin Le Mans Cup
Le Castellet Round
Free Practice 1

Sector Analysis

Lap under Red Flag								Invalidated Lap		Personal Best		Session Best		B Crossing the pit lane	
Lap	D	Time	Sector 1	Sector 2	Sector 3	T. Spd	Elapsed	Lap	D	Time	Sector 1	Sector 2	Sector 3	T. Spd	Elapsed
85 R-ace GP Duqueine D09 - Toyota								1.Daniel FROST LMP3							
2.Enzo PEUGEOT															
1	2	3:07.699	1:16.702	48.596	1:02.401	115.0	3:07.699								
2	2	2:20.582	39.056	43.595	57.931	225.5	5:28.281								
3	2	2:18.829B	35.946	41.254	1:01.629	233.3	7:47.110								
4	2	3:53.833	2:12.962	43.929	56.942	129.3	11:40.943								
5	2	2:10.614	34.611	40.391	55.612	231.3	13:51.557								
6	2	2:11.184	35.634	40.903	54.647	232.3	16:02.741								
7	2	2:03.784	32.672	38.201	52.911	246.0	18:06.525								
8	2	2:00.421	31.980	37.765	50.676	246.0	20:06.946								
9	2	2:06.438	31.862	37.756	56.820	245.5	22:13.384								
10	2	2:00.687	32.345	37.663	50.679	245.5	24:14.071								
11	2	2:13.774	31.829	46.053	55.892	246.0	26:27.845								
12	2	2:00.321	32.133	37.586	50.602	246.0	28:28.166								
13	2	2:06.407	31.813	38.352	56.242	246.0	30:34.573								
14	2	1:59.871	31.736	37.693	50.442	246.0	32:34.444								
15	2	2:14.832B	33.716	39.736	1:01.380	248.3	34:49.276								
16	1	10:17.938	8:43.910	38.883	55.145	146.7	45:07.214								
17	1	2:06.382	32.661	40.199	53.522	244.3	47:13.596								
18	1	2:02.221	32.666	38.156	51.399	246.6	49:15.817								
19	1	2:01.236	32.283	37.867	51.086	245.5	51:17.053								
20	1	2:00.589	32.135	37.617	50.837	245.5	53:17.642								
21	1	2:00.570	32.092	37.663	50.815	246.0	55:18.212								
22	1	2:00.353	31.867	37.626	50.860	247.1	57:18.565								
23	1	2:03.677	32.135	40.479	51.063	247.1	59:22.242								
24	1	2:00.746	31.981	37.714	51.051	248.3	1:01:22.988								
86 R-ace GP Duqueine D09 - Toyota								1.Zack SCOULAR LMP3							
2.Léna BÜHLER															
1	2	3:04.837	1:13.782	48.193	1:02.862	105.8	3:04.837								
2	2	2:29.206B	38.080	45.728	1:05.398	211.4	5:34.043								
3	2	4:02.104	2:20.587	43.980	57.537	104.1	9:36.147								
4	2	2:09.061	35.781	40.229	53.051	231.3	11:45.208								
5	2	2:04.799	33.388	38.800	52.611	245.5	13:50.007								
6	2	2:09.252	32.662	40.399	56.191	246.0	15:59.259								
7	2	2:01.653	32.678	38.031	50.944	244.3	18:00.912								
8	2	2:01.287	32.264	38.061	50.962	246.0	20:02.199								
9	2	2:06.943	32.217	41.360	53.366	246.6	22:09.142								
10	2	2:01.648	32.628	37.894	51.126	246.0	24:10.790								
11	2	2:14.014	32.046	40.761	1:01.207	247.1	26:24.804								
12	2	2:01.025	32.226	37.894	50.905	245.5	28:25.829								
13	2	2:08.681B	32.579	37.734	58.368	247.1	30:34.510								
14	1	11:15.234	9:42.156	38.796	54.282	145.2	41:49.744								
15	1	2:18.104	32.432	50.891	54.781	244.9	44:07.848								
16	1	2:07.530	32.555	40.046	54.929	245.5	46:15.378								
17	1	2:01.254	32.306	37.861	51.087	245.5	48:16.632								
18	1	2:04.331	32.941	38.041	53.349	248.3	50:20.963								
19	1	2:00.768	31.802	37.833	51.133	246.6	52:21.731								
20	1	2:00.640	31.990	37.823	50.827	246.6	54:22.371								
21	1	2:02.272	32.087	38.170	52.015	246.6	56:24.643								
22	1	2:00.384	31.868	37.940	50.576	244.9	58:25.027								
23	1	2:01.832	31.933	37.893	52.006	246.6	1:00:26.859								
87 CLX Motorsport Ligier JS P325 - Toyota								1.Alexander JACOBY LMP3							
2.Kevin RABIN															
1	2	2:21.787	42.600	43.411	55.776	129.3	2:21.787								
2	2	2:09.089	35.435	40.375	53.279	243.2	4:30.876								
3	2	2:05.212	33.091	38.855	53.266	247.1	6:36.088								
4	2	2:03.511	32.680	39.024	51.807	247.7	8:39.599								
5	2	2:04.745	32.745	38.939	53.061	248.8	10:44.344								
6	2	2:02.211	32.375	38.240	51.596	247.7	12:46.555								
7	2	2:02.362	32.152	38.813	51.397	247.1	14:48.917								
8	2	2:01.353	31.960	38.062	51.331	248.3	16:50.270								
9	2	2:00.929	31.901	37.834	51.194	248.3	18:51.199								
10	2	2:02.286	32.672	38.213	51.401	250.0	20:53.485								
11	2	2:03.339	33.052	38.989	51.298	249.4	22:56.824								
12	2	2:09.220B	32.449	38.482	58.289	249.4	25:06.044								
13	1	4:37.647	3:06.899	38.488	52.260	149.6	29:43.691								
14	1	2:02.188	32.448	38.334	51.406	247.7	31:45.879								
15	1	2:02.099	32.521	38.177	51.401	248.8	33:47.978								
16	1	2:03.164	32.873	37.811	52.480	248.3	35:51.142								
17	1	2:03.602	31.884	39.408	52.310	249.4	37:54.744								
18	1	2:00.719	31.907	37.557	51.255	249.4	39:55.463								
19	1	2:00.389	31.820	37.578	50.991	249.4	41:55.852								
20	1	2:04.213	34.167	38.070	51.976	251.2	44:00.065								
21	1	2:03.295	32.187	38.858	52.250	250.6	46:03.360								
22	1	2:00.894	31.932	37.694	51.268	250.6	48:04.254								
23	1	2:01.561	32.725	37.700	51.136	251.7	50:05.815								
24	1	2:08.042B	32.466	37.666	57.910	252.9	52:13.857								





Michelin Le Mans Cup
Le Castellet Round
Free Practice 1

Sector Analysis

PAUL RICARD 5.821 m.

Lap under Red Flag Invalidated Lap Personal Best Session Best B Crossing the pit lane

Lap	D	Time	Sector 1	Sector 2	Sector 3	T. Spd	Elapsed	Lap	D	Time	Sector 1	Sector 2	Sector 3	T. Spd	Elapsed
19	2	1:59.488	31.518	37.413	50.557	248.8	51:10.405								
20	2	2:05.134	31.774	37.391	55.969	250.0	53:15.539								
21	2	1:59.026	31.432	37.348	50.246	250.0	55:14.565								
22	2	2:08.369 B	31.794	38.082	58.493	249.4	57:22.934								

98 Motorsport98 Ligier JS P325 - Toyota
1.Eric DE DONCKER LMP3 Pro/Am
2.Gillian HENRION

1	2	4:21.250 B	1:31.028	45.490	2:04.732	95.0	4:21.250
2	2	2:34.794	56.429	42.905	55.460	115.9	6:56.044
3	2	2:05.422	33.999	39.012	52.411	246.0	9:01.466
4	2	2:03.903	32.724	38.350	52.829	248.3	11:05.369
5	2	2:03.640	32.951	38.757	51.932	247.7	13:09.009
6	2	2:01.360	32.447	38.023	50.890	247.7	15:10.369
7	2	4:02.962 B	32.406	37.896	2:52.660	247.7	19:13.331
8	1	2:37.079	56.201	45.866	55.012	116.1	21:50.410
9	1	2:07.823	33.787	39.181	54.855	246.6	23:58.233
10	1	2:06.779	33.689	39.550	53.540	248.3	26:05.012
11	1	2:06.367	33.436	39.152	53.779	247.1	28:11.379
12	1	5:30.541 B	33.489	39.404	4:17.648	247.1	33:41.920
13	1	2:53.487	1:05.018	47.750	1:00.719	77.4	36:35.407
14	1	2:14.386	36.872	42.061	55.453	244.3	38:49.793
15	1	2:06.312	33.961	39.021	53.330	247.1	40:56.105
16	1	2:04.656	33.162	38.516	52.978	248.8	43:00.761
17	1	2:14.279	36.121	39.830	58.328	247.1	45:15.040
18	1	2:04.871	33.207	38.737	52.927	248.8	47:19.911
19	1	2:03.950	33.078	38.521	52.351	248.3	49:23.861
20	1	2:04.080	32.959	38.653	52.468	247.7	51:27.941
21	1	3:16.960 B	33.114	38.518	2:05.328	247.7	54:44.901
22	2	2:20.584	50.594	38.214	51.776	113.2	57:05.485
23	2	2:01.062	32.167	37.914	50.981	248.8	59:06.547
24	2	2:01.163	31.856	37.734	51.573	250.0	1:01:07.710

99 More Motorsport Ligier JS P325 - Toyota
1.Max VAN DER SNEL LMP3
2.Tim GERHARDS

1	1	2:28.978	45.799	45.027	58.152	115.4	2:28.978
2	1	2:11.027	35.350	41.253	54.424	243.2	4:40.005
3	1	2:06.616	34.960	38.966	52.690	244.9	6:46.621
4	1	2:05.487	33.066	39.391	53.030	247.1	8:52.108
5	1	2:02.917	32.707	38.306	51.904	247.1	10:55.025
6	1	2:06.935	32.590	40.174	54.171	247.1	13:01.960
7	1	2:02.759	32.746	38.423	51.620	247.7	15:04.719
8	1	2:04.121	32.978	38.713	52.430	248.3	17:08.840
9	1	2:01.943	32.484	38.096	51.363	247.1	19:10.783
10	1	3:40.804 B	32.190	37.886	2:30.728	247.7	22:51.587
11	2	2:24.429	52.990	38.523	52.916	117.5	25:16.016
12	2	2:12.774	36.355	41.570	54.849	248.3	27:28.790
13	2	2:01.666	32.296	38.195	51.175	248.3	29:30.456
14	2	2:01.407	32.262	38.006	51.139	248.3	31:31.863
15	2	2:04.325	32.895	38.216	53.214	248.8	33:36.188
16	2	2:05.425	32.591	38.186	54.648	248.8	35:41.613
17	2	4:26.232 B	32.691	38.222	3:15.319	248.8	40:07.845
18	2	9:14.684 B	1:05.874	47.522	7:21.288	96.0	49:22.529

