

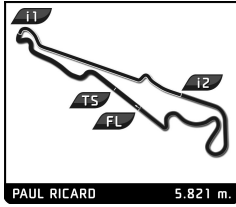
Michelin Le Mans Cup
Le Castellet Round
Bronze Driver Collective Test

Sector Analysis

Lap under Red Flag Invalidated Lap Personal Best Session Best B Crossing the pit lane

Lap	D	Time	Sector 1	Sector 2	Sector 3	T. Spd	Elapsed	Lap	D	Time	Sector 1	Sector 2	Sector 3	T. Spd	Elapsed	
10	Racing Spirit of Lemans 1. Philipp SAGER 2. Valentin HASSE CLOT							Aston Martin Vantage AMR GT3 Evo GT3								
	1	1	2:47.635	1:00.660	46.049	1:00.926	118.9	2:47.635	3	1	2:16.131	34.347	40.608	1:01.176	242.2	7:36.536
	2	1	2:13.503	35.714	41.712	56.077	246.0	5:01.138	4	1	2:08.279	33.957	39.948	54.374	243.8	9:44.815
	3	1	2:09.449	34.078	40.439	54.932	244.3	7:10.587	5	1	3:06.190	34.333	40.130	1:51.727	244.9	12:51.005
	4	1	2:08.364	33.972	39.858	54.534	245.5	9:18.948	6	1	2:37.424	55.864	44.284	57.276	122.2	15:28.429
	5	1	3:12.650	B 34.810	40.064	1:57.776	247.7	12:31.598	7	1	2:13.329	34.627	41.168	57.534	244.9	17:41.758
	6	1	2:41.019	58.556	44.830	57.633	103.0	15:12.617	8	1	2:06.882	33.769	39.378	53.735	244.3	19:48.640
	7	1	2:11.166	34.434	41.036	55.696	242.2	17:23.783	9	1	2:06.190	33.448	39.234	53.508	245.5	21:54.830
	8	1	2:06.757	33.585	39.703	53.469	251.2	19:30.540	10	1	2:05.803	33.116	39.256	53.431	245.5	24:00.633
	9	1	2:06.079	33.185	39.663	53.231	246.0	21:36.619	11	1	2:05.931	33.407	39.151	53.373	246.0	26:06.564
	10	1	2:13.206	33.091	42.031	58.084	246.0	23:49.825	12	1	2:11.758	33.435	39.412	58.911	247.1	28:18.322
	11	1	2:06.259	33.177	39.680	53.402	247.1	25:56.084	13	1	2:06.159	33.668	39.142	53.349	245.5	30:24.481
	12	1	2:05.582	32.960	39.436	53.186	242.2	28:01.666								
	13	1	2:06.300	33.278	39.371	53.651	247.7	30:07.966								
11	Code Racing Development 1. Sebastian MORENO 2. Ethan ISCHER							Aston Martin Vantage AMR GT3 Evo GT3								
	1	1	2:56.196	1:17.238	42.703	56.255	126.5	2:56.196	1	1	2:43.353	59.751	45.808	57.794	116.3	2:43.353
	2	1	2:09.960	34.299	40.010	55.651	243.2	5:06.156	2	1	2:15.528	36.393	41.418	57.717	219.5	4:58.881
	3	1	2:06.589	33.766	39.334	53.489	243.8	7:12.745	3	1	2:09.801	34.477	40.441	54.883	240.0	7:08.682
	4	1	2:06.396	33.360	39.126	53.910	246.0	9:19.141	4	1	2:09.581	34.385	40.476	54.720	241.6	9:18.263
	5	1	2:07.023	33.852	39.302	53.869	246.0	11:26.164	5	1	3:07.981	B 36.503	40.577	1:50.901	241.6	12:26.244
	6	1	2:05.605	33.199	39.133	53.273	243.8	13:31.769	6	1	2:41.758	57.878	45.047	58.833	128.9	15:08.002
	7	1	2:04.943	33.119	39.125	52.699	245.5	15:36.712	7	1	2:10.568	35.255	40.721	54.592	242.2	17:18.570
	8	1	2:06.871	33.262	39.114	54.495	245.5	17:43.583	8	1	2:08.448	34.061	40.180	54.207	242.2	19:27.018
	9	1	2:05.514	33.215	39.250	53.049	246.6	19:49.097	9	1	2:07.871	33.506	39.858	54.507	242.2	21:34.889
	10	1	2:11.830	B 33.457	39.348	59.025	246.0	22:00.927	10	1	2:09.642	33.976	39.860	55.806	242.7	23:44.531
	11	1	3:46.021	B 2:07.410	39.329	59.282	142.1	25:46.948	11	1	2:07.968	33.792	39.874	54.302	243.2	25:52.499
	12	1	4:43.943	B 3:03.488	39.549	1:00.906	139.5	30:30.891	12	1	2:07.541	33.506	39.918	54.117	243.8	28:00.040
									13	1	2:07.544	33.564	39.689	54.291	243.2	30:07.584
16	Ajith Redant by Virage 1. Ajith KUMAR 2. Romain VOZNIAK							Ligier JS P325 - Toyota LMP3 Pro/Am								
	1	1	3:23.492	1:10.141	1:00.903	1:12.448	76.5	3:23.492	1	1	2:59.070	1:09.366	47.587	1:02.117	118.0	2:59.070
	2	1	2:35.091	41.430	49.014	1:04.647	196.7	5:58.583	2	1	2:19.314	37.872	43.720	57.722	235.8	5:18.384
	3	1	2:15.944	37.718	42.534	55.692	238.9	8:14.527	3	1	2:12.303	35.287	40.689	56.327	241.1	7:30.687
	4	1	2:10.287	34.983	40.508	54.796	248.3	10:24.814	4	1	2:14.040	34.649	40.840	55.551	241.6	9:41.697
	5	1	2:11.196	34.339	42.130	54.727	246.0	12:36.010	5	1	2:10.711	34.605	40.455	55.651	241.6	11:52.408
	6	1	2:08.570	34.189	40.342	54.039	246.0	14:44.580	6	1	2:11.481	34.157	41.731	55.593	240.5	14:03.889
	7	1	2:07.220	33.924	39.803	53.493	247.7	16:51.800	7	1	7:38.009	B 35.779	40.892	6:21.338	242.7	21:41.898
	8	1	2:07.130	33.664	39.510	53.956	246.6	18:58.930	8	1	2:32.895	53.517	42.967	56.411	130.3	24:14.793
	9	1	2:06.598	33.712	39.529	53.357	247.1	21:05.528	9	1	2:12.577	35.808	41.347	55.422	242.7	26:27.370
	10	1	2:05.784	33.430	39.440	52.914	247.7	23:11.312	10	1	2:10.439	34.732	40.366	55.341	243.2	28:37.809
	11	1	2:05.069	33.290	39.114	52.665	248.8	25:16.381	11	1	2:09.785	34.404	40.254	55.127	241.1	30:47.594
	12	1	2:06.747	33.458	40.153	53.136	248.8	27:23.128								
	13	1	2:05.050	33.249	39.081	52.720	249.4	29:28.178								
14	1	2:05.652	33.496	39.392	52.764	248.3	31:33.830									
17	Kessel Racing 1. Lorenzo Ferdinando INNO 2. David Cleto FUMANELLI							Ferrari 296 GT3 Evo GT3								
	1	1	3:07.470	1:23.433	46.457	57.580	118.9	3:07.470								
	2	1	2:12.935	34.987	40.571	57.377	243.8	5:20.405								
21	Kessel Racing 1. Oscar Lee RYNDZIEWICZ 2. Lorenzo FERRARI							Ferrari 296 GT3 Evo GT3								
	1	1	2:43.353	59.751	45.808	57.794	116.3	2:43.353								
	2	1	2:15.528	36.393	41.418	57.717	219.5	4:58.881								
	3	1	2:09.801	34.477	40.441	54.883	240.0	7:08.682								
	4	1	2:09.581	34.385	40.476	54.720	241.6	9:18.263								
	5	1	3:07.981	B 36.503	40.577	1:50.901	241.6	12:26.244								
	6	1	2:41.758	57.878	45.047	58.833	128.9	15:08.002								
	7	1	2:10.568	35.255	40.721	54.592	242.2	17:18.570								
	8	1	2:08.448	34.061	40.180	54.207	242.2	19:27.018								
	9	1	2:07.871	33.506	39.858	54.507	242.2	21:34.889								
	10	1	2:09.642	33.976	39.860	55.806	242.7	23:44.531								
	11	1	2:07.968	33.792	39.874	54.302	243.2	25:52.499								
	12	1	2:07.541	33.506	39.918	54.117	243.8	28:00.040								
	13	1	2:07.544	33.564	39.689	54.291	243.2	30:07.584								
23	Biogas Motorsport 1. Josep MAYOLA COMADIF 2. Marc CAROL YBARRA							Ferrari 296 GT3 GT3								
	1	1	2:59.070	1:09.366	47.587	1:02.117	118.0	2:59.070								
	2	1	2:19.314	37.872	43.720	57.722	235.8	5:18.384								
	3	1	2:12.303	35.287	40.689	56.327	241.1	7:30.687								
	4	1	2:14.040	34.649	40.840	55.551	241.6	9:41.697								
	5	1	2:10.711	34.605	40.455	55.651	241.6	11:52.408								
	6	1	2:11.481	34.157	41.731	55.593	240.5	14:03.889								
	7	1	7:38.009	B 35.779	40.892	6:21.338	242.7	21:41.898								
	8	1	2:32.895	53.517	42.967	56.411	130.3	24:14.793								
	9	1	2:12.577	35.808	41.347	55.422	242.7	26:27.370								
	10	1	2:10.439	34.732	40.366	55.341	243.2	28:37.809								
	11	1	2:09.785	34.404	40.254	55.127	241.1	30:47.594								
	24	Racing Spirit of Lemans 1. Christian GISY 2. Oskar KRISTENSEN							Ligier JS P325 - Toyota LMP3 Pro/Am							
		1	1	3:21.644	1:22.063	51.682	1:07.899	111.8	3:21.644							
2		1	2:37.044	39.110	57.464	1:00.470	210.9	5:58.688								
3		1	2:15.382	36.925	41.891	56.566	240.0	8:14.070								
4		1	2:08.794	34.338	40.173	54.283	246.0	10:22.864								
5		1	2:07.286	33.445	40.246	53.595	245.5	12:30.150								
6		1	2:06.740	33.891	39.659	53.190	247.7	14:36.890								
7		1	2:06.020	33.529	39.314	53.177	248.3	16:42.910								
8		1	2:05.776	33.520	39.235	53.021	246.6	18:48.686								
9		1	2:05.539	33.419	39.090	53.030	247.7	20:54.225								





Michelin Le Mans Cup
Le Castellet Round
Bronze Driver Collective Test

Sector Analysis

Lap under Red Flag Invalidated Lap Personal Best Session Best Crossing the pit lane

Lap	D	Time	Sector 1	Sector 2	Sector 3	T. Spd	Elapsed	Lap	D	Time	Sector 1	Sector 2	Sector 3	T. Spd	Elapsed
10	1	2:05.155	33.408	38.958	52.789	247.7	22:59.380	12	1	2:07.633	34.233	39.558	53.842	251.7	26:33.433
11	1	2:05.210	33.178	38.973	53.059	247.7	25:04.590	13	1	2:06.479	33.528	39.411	53.540	251.2	28:39.912
12	1	2:05.576	33.558	38.976	53.042	248.3	27:10.166	14	1	2:09.648	33.558	39.446	56.644	251.2	30:49.560
13	1	2:05.144	33.204	39.144	52.796	246.6	29:15.310								
14	1	2:05.255	33.342	38.830	53.083	247.7	31:20.565								

27 P4 Racing
1.Andrew FERGUSON
2.Louis HAMILTON-SMITH
Ligier JS P325 - Toyota
LMP3 Pro/Am

1	1	2:46.797	1:05.138	44.032	57.627	109.6	2:46.797
2	1	2:10.081	34.992	40.117	54.972	244.9	4:56.878
3	1	2:07.442	33.930	39.928	53.584	245.5	7:04.320
4	1	2:07.556	34.018	39.938	53.600	247.1	9:11.876
5	1	2:06.874	33.679	39.472	53.723	247.1	11:18.750
6	1	3:45.421	33.754	39.559	2:32.108	247.7	15:04.171
7	1	2:40.595	57.050	44.762	58.783	115.0	17:44.766
8	1	2:10.508	35.068	40.071	55.369	249.4	19:55.274
9	1	2:07.348	34.106	39.360	53.882	248.3	22:02.622
10	1	2:07.013	33.480	39.952	53.581	248.8	24:09.635
11	1	2:04.590	33.067	38.878	52.645	249.4	26:14.225
12	1	2:05.636	32.718	39.345	53.573	250.6	28:19.861
13	1	2:13.762	33.427	42.034	58.301	250.0	30:33.623

34 Inter Europol Competition
1.Alexander BUKHANTSOV
2.Shawn RASHID
Ligier JS P325 - Toyota
LMP3 Pro/Am

1	1	2:24.403	43.910	43.637	56.856	109.2	2:24.403
2	1	2:09.063	34.873	40.032	54.158	243.2	4:33.466
3	1	2:07.265	34.612	39.567	53.086	247.7	6:40.731
4	1	2:04.025	33.137	38.756	52.132	248.3	8:44.756
5	1	2:02.932	32.959	38.408	51.565	250.0	10:47.688
6	1	2:11.103	32.910	38.598	59.595	248.8	12:58.791
7	1	2:04.231	32.739	39.305	52.187	249.4	15:03.022
8	1	2:03.570	32.701	38.486	52.383	250.0	17:06.592
9	1	2:03.394	32.484	38.625	52.285	250.0	19:09.986
10	1	2:02.679	32.998	38.158	51.523	250.6	21:12.665
11	1	2:02.728	32.401	38.308	52.019	251.7	23:15.393
12	1	2:01.541	32.123	38.061	51.357	251.2	25:16.934
13	1	2:04.571	33.102	39.331	52.138	251.2	27:21.505
14	1	2:01.902	32.255	38.306	51.341	251.7	29:23.407
15	1	2:17.799	32.166	41.209	1:04.424	251.7	31:41.206

49 High Class Racing
1.Michael HOVE
2.Andrew RACKSTRAW
Ligier JS P325 - Toyota
LMP3 Pro/Am

1	1	2:56.078	59.400	51.193	1:05.485	85.2	2:56.078
2	1	2:20.285	40.330	42.923	57.032	215.6	5:16.363
3	1	2:10.844	34.662	40.705	55.477	248.8	7:27.207
4	1	2:07.926	33.862	39.347	54.717	248.3	9:35.133
5	1	2:08.591	33.971	39.721	54.899	249.4	11:43.724
6	1	2:07.660	33.730	39.339	54.591	247.1	13:51.384
7	1	2:07.103	33.659	39.554	53.890	250.0	15:58.487
8	1	2:06.482	33.478	39.203	53.801	250.0	18:04.969
9	1	2:05.788	33.745	38.754	53.289	250.0	20:10.757
10	1	2:04.743	32.992	38.827	52.924	250.0	22:15.500
11	1	2:10.300	33.601	39.939	56.760	251.2	24:25.800

51 AF Corse
1.Alessandro COZZI
2.Eliseo DONNO
Ferrari 296 GT3 Evo
GT3

1	1	3:59.863	2:17.958	44.026	57.879	121.3	3:59.863
2	1	2:09.655	34.556	40.627	54.472	238.9	6:09.518
3	1	2:07.792	33.498	39.653	54.644	240.5	8:17.310
4	1	2:10.050	33.403	39.633	57.044	242.7	10:27.360
5	1	2:19.372	33.630	43.375	4:02.367	242.2	12:46.732
6	1	2:08.386	34.299	39.811	54.276	241.1	14:55.118
7	1	2:07.073	33.878	39.601	53.594	243.8	17:02.191
8	1	2:07.303	33.513	39.609	54.181	242.2	19:09.494
9	1	2:07.534	34.068	39.501	53.965	242.7	21:17.028
10	1	2:07.397	33.464	39.466	54.467	243.8	23:24.425
11	1	2:06.554	33.476	39.609	53.469	243.2	25:30.979
12	1	2:06.863	33.374	39.571	53.924	243.8	27:37.842
13	1	2:07.426	33.347	39.973	54.136	242.7	29:45.268
14	1	2:06.518	33.437	39.521	53.560	243.2	31:51.786

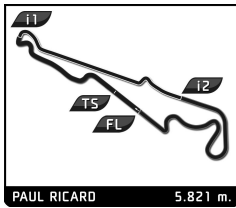
54 Dinamic GT
1.Reinhold KRAHN
2.Matteo CRESSONI
Porsche 911 GT3 (992) EVO
GT3

1	1	6:18.132	4:23.160	52.860	1:02.112	105.0	6:18.132
2	1	2:14.416	36.278	42.309	55.829	242.2	8:32.548
3	1	2:08.454	33.943	40.171	54.340	243.2	10:41.002
4	1	2:08.021	33.623	40.280	54.118	242.2	12:49.023
5	1	2:08.306	34.152	40.052	54.102	244.3	14:57.329
6	1	2:09.932	33.736	39.855	56.341	245.5	17:07.261
7	1	2:07.576	33.681	40.012	53.883	244.3	19:14.837
8	1	2:07.777	33.809	39.972	53.996	243.8	21:22.614
9	1	2:08.105	33.651	39.966	54.488	244.9	23:30.719
10	1	2:07.725	33.784	40.135	53.806	245.5	25:38.444
11	1	2:07.005	33.689	39.811	53.505	245.5	27:45.449
12	1	2:07.247	33.604	39.742	53.931	246.0	29:52.696
13	1	2:07.165	33.717	39.830	53.618	244.3	31:59.861

58 GG Classics
1.James SWEETNAM
2.Fraser ROSS
Ligier JS P325 - Toyota
LMP3 Pro/Am

1	1	2:55.391	1:07.997	46.404	1:00.990	106.7	2:55.391
2	1	2:17.342	37.103	40.775	59.464	246.0	5:12.733
3	1	2:09.763	36.463	39.470	53.830	177.0	7:22.496
4	1	2:07.910	33.686	39.722	54.502	249.4	9:30.406
5	1	2:03.680	33.111	38.560	52.009	250.0	11:34.086
6	1	2:02.789	32.773	38.285	51.731	249.4	13:36.875
7	1	2:02.432	32.492	38.069	51.871	251.7	15:39.307
8	1	2:16.220	34.567	44.213	57.440	253.5	17:55.527
9	1	2:05.992	32.595	37.968	55.429	253.5	20:01.519
10	1	2:08.177	33.097	41.565	53.515	251.2	22:09.696
11	1	2:09.833	33.593	40.106	56.134	252.3	24:19.529
12	1	6:21.431	36.335	46.438	4:58.658	252.9	30:40.960





Michelin Le Mans Cup
Le Castellet Round
Bronze Driver Collective Test

Sector Analysis

Lap under Red Flag Invalidated Lap Personal Best Session Best Crossing the pit lane

Lap	D	Time	Sector 1	Sector 2	Sector 3	T. Spd	Elapsed	Lap	D	Time	Sector 1	Sector 2	Sector 3	T. Spd	Elapsed	
62	Bretton Racing Ligier JS P325 - Toyota															
	1.Jacek ZIELONKA LMP3 Pro/Am															
	2.Léo Sami ROBINSON															
	1	1	2:43.515	1:02.084	45.017	56.414	123.7	2:43.515	2	1	2:14.625	36.589	42.372	55.664	236.8	8:04.881
	2	1	2:07.575	34.480	39.707	53.388	246.0	4:51.090	3	1	2:07.944	33.681	39.831	54.432	248.3	10:12.825
	3	1	2:04.947	33.307	39.038	52.602	247.7	6:56.037	4	1	2:06.398	33.166	39.407	53.825	243.8	12:19.223
	4	1	2:06.752	34.809	38.999	52.944	250.0	9:02.789	5	1	2:06.077	33.051	39.670	53.356	243.8	14:25.300
	5	1	2:10.881	B 33.478	38.926	58.477	249.4	11:13.670	6	1	2:06.759	33.343	39.590	53.826	246.0	16:32.059
	6	1	3:39.083	1:51.442	50.199	57.442	126.8	14:52.753	7	1	2:05.903	33.135	39.412	53.356	243.8	18:37.962
	7	1	2:07.977	34.371	40.148	53.458	250.6	17:00.730	8	1	2:05.552	32.848	39.211	53.493	244.3	20:43.514
	8	1	2:03.086	33.046	38.530	51.510	250.6	19:03.816	9	1	2:05.293	32.739	39.209	53.345	248.3	22:48.807
	9	1	2:08.067	34.742	38.760	54.565	250.0	21:11.883	10	1	2:12.297	33.088	39.543	59.666	249.4	25:01.104
	10	1	2:17.420	32.697	38.340	1:06.383	251.2	23:29.303	11	1	2:05.809	33.004	39.219	53.586	249.4	27:06.913
	11	1	2:03.216	32.746	38.130	52.340	251.7	25:32.519	12	1	2:06.036	32.964	39.381	53.691	247.7	29:12.949
	12	1	2:05.906	32.841	39.137	53.928	251.2	27:38.425	13	1	2:06.527	33.174	39.425	53.928	246.0	31:19.476
13	1	2:03.783	33.363	38.603	51.817	251.7	29:42.208									
14	1	2:02.509	32.486	38.419	51.604	251.2	31:44.717									
66	Rinaldi Racing Ligier JS P325 - Toyota															
	1.Steve PARROW LMP3 Pro/Am															
	2.Mikkel Gaarde PEDERSEN															
	1	1	4:03.723	2:19.653	45.582	58.488	97.6	4:03.723	2	1	2:11.974	35.451	41.297	55.226	238.4	5:33.305
	2	1	2:13.348	36.110	40.831	56.407	245.5	6:17.071	3	1	2:08.582	34.080	40.057	54.445	239.5	7:41.887
	3	1	2:07.169	34.092	39.699	53.378	247.7	8:24.240	4	1	2:09.033	34.336	39.931	54.766	241.1	9:50.920
	4	1	2:06.038	33.663	39.304	53.071	249.4	10:30.278	5	1	2:08.004	33.691	39.988	54.325	240.5	11:58.924
	5	1	2:17.304	34.406	45.636	57.262	249.4	12:47.582	6	1	2:18.660	33.401	39.687	1:05.572	239.5	14:17.584
	6	1	2:07.813	34.177	39.750	53.886	249.4	14:55.395	7	1	2:07.925	33.634	40.228	54.063	242.2	16:25.509
	7	1	2:09.408	34.791	40.369	54.248	252.3	17:04.803	8	1	2:07.444	33.554	39.697	54.193	241.1	18:32.953
	8	1	2:06.512	33.772	39.706	53.034	250.0	19:11.315	9	1	2:07.232	33.523	39.503	54.206	241.1	20:40.185
	9	1	2:06.214	33.789	39.055	53.370	251.2	21:17.529	10	1	2:06.824	33.093	39.793	53.938	240.5	22:47.009
	10	1	2:07.311	33.888	39.283	54.140	250.6	23:24.840	11	1	2:07.146	33.351	39.477	54.318	241.6	24:54.155
	11	1	2:07.879	34.024	39.122	54.733	250.6	25:32.719	12	1	2:06.944	33.599	39.707	53.638	242.2	27:01.099
	12	1	2:11.257	38.438	39.290	53.529	164.9	27:43.976	13	1	2:07.680	33.798	39.960	53.922	242.7	29:08.779
13	1	2:05.496	33.553	38.889	53.054	250.0	29:49.472	14	1	2:25.774	B 35.520	45.333	1:04.921	241.6	31:34.553	
14	1	2:05.016	33.554	38.951	52.511	250.0	31:54.488									
71	Rinaldi Racing Ligier JS P325 - Toyota															
	1.Stefan AUST LMP3 Pro/Am															
	2.Felipe FERNANDEZ-LASE															
	1	1	4:30.660	2:41.740	47.817	1:01.103	121.6	4:30.660	2	1	2:57.718	1:10.719	47.126	59.873	121.6	2:57.718
	2	1	2:13.857	36.968	42.081	54.808	234.8	6:44.517	3	1	2:13.135	36.259	40.984	55.892	243.2	5:10.853
	3	1	2:05.434	33.612	39.290	52.532	247.1	8:49.951	4	1	2:10.215	34.541	40.631	55.043	244.9	7:21.068
	4	1	2:08.718	32.842	38.426	57.450	248.3	10:58.669	5	1	2:10.975	34.182	41.338	55.455	246.0	9:32.043
	5	1	2:03.265	32.826	38.363	52.076	247.1	13:01.934	6	1	2:17.648	B 34.497	40.307	1:02.844	245.5	11:49.691
	6	1	2:03.028	32.580	38.582	51.866	250.0	15:04.962	7	1	3:24.372	1:41.165	45.315	57.892	128.4	15:14.063
	7	1	5:13.119	B 33.741	39.833	3:59.545	251.7	20:18.081	8	1	2:11.112	34.840	41.083	55.189	247.1	17:25.175
	8	1	2:21.112	49.795	38.901	52.416	150.6	22:39.193	9	1	2:09.008	34.146	40.120	54.742	247.1	19:34.183
	9	1	2:02.075	32.438	38.063	51.574	251.2	24:41.268	10	1	2:08.347	34.087	39.768	54.492	246.6	21:42.530
	10	1	2:02.282	32.409	38.134	51.739	250.6	26:43.550	11	1	2:08.987	33.839	40.242	54.906	247.7	23:51.517
	11	1	2:02.425	32.480	38.195	51.750	251.2	28:45.975	12	1	2:08.400	33.802	39.899	54.399	248.8	25:59.617
	12	1	2:02.873	32.685	38.157	52.031	250.6	30:48.848	13	1	2:08.026	33.884	39.738	54.404	249.4	28:07.643
								14	1	2:07.771	33.863	39.768	54.140	247.1	30:15.414	
77	SMC Motorsport McLaren 720S GT3 Evo															
	1.Gonzalo DE ANDRES MAF GT3															
	2.Jean-Baptiste SIMMENAUI															
1	1	5:50.256	3:53.065	52.149	1:05.042	95.4	5:50.256									
78	Motorsport98 Ligier JS P325 - Toyota															
	1.Eric DE DONCKER LMP3 Pro/Am															
	2.Gillian HENRION															
	1	1	4:32.092	2:34.728	54.358	1:03.006	101.3	4:32.092	2	1	2:14.614	37.387	41.608	55.619	240.5	6:46.706
	2	1	2:14.614	37.387	41.608	55.619	240.5	6:46.706	3	1	2:06.876	34.194	39.287	53.395	248.8	8:53.582
	3	1	2:06.876	34.194	39.287	53.395	248.8	8:53.582	4	1	2:06.168	33.346	38.796	54.026	249.4	10:59.750
	4	1	2:06.168	33.346	38.796	54.026	249.4	10:59.750	5	1	2:05.315	33.335	38.860	53.120	248.8	13:05.065
	5	1	2:05.315	33.335	38.860	53.120	248.8	13:05.065								

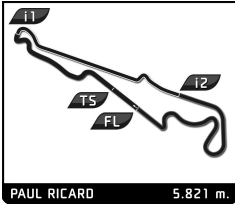


2026
SEASON



LE MANS CUP

LE CASTELLET
ROUND



Michelin Le Mans Cup
Le Castellet Round
Bronze Driver Collective Test

Sector Analysis

PAUL RICARD 5.821 m.

Lap under Red Flag Invalidated Lap Personal Best Session Best B Crossing the pit lane

Lap	D	Time	Sector 1	Sector 2	Sector 3	T. Spd	Elapsed	Lap	D	Time	Sector 1	Sector 2	Sector 3	T. Spd	Elapsed
6	1	2:20.344	33.195	39.063	1:08.086	248.8	15:25.409								
7	1	2:11.383	34.077	42.165	55.141	250.0	17:36.792								
8	1	2:07.603	33.288	39.902	54.413	250.0	19:44.395								
9	1	2:04.766	33.324	38.791	52.651	249.4	21:49.161								
10	1	2:04.595	33.009	38.782	52.804	250.0	23:53.756								
11	1	2:12.040	37.070	40.950	54.020	242.2	26:05.796								
12	1	2:04.577	33.090	38.822	52.665	252.3	28:10.373								
13	1	2:28.245 B	33.602	43.613	1:11.030	250.6	30:38.618								

