

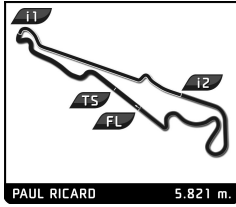
Michelin Le Mans Cup
Le Castellet Round
Free Practice 2

Sector Analysis

Lap under Red Flag Invalidated Lap Personal Best Session Best B Crossing the pit lane

Lap	D	Time	Sector 1	Sector 2	Sector 3	T. Spd	Elapsed	Lap	D	Time	Sector 1	Sector 2	Sector 3	T. Spd	Elapsed			
4	Nielsen Racing Duqueine D09 - Toyota								21	1	2:01.664	32.417	38.175	51.072	248.8	49:15.739		
	1.Jules CARANTA LMP3								22	1	2:02.312	32.291	39.096	50.925	248.3	51:18.051		
	2.Mikael PITAMBER								23	1	2:03.785	32.236	38.213	53.336	249.4	53:21.836		
	1	2	3:20.267	1:39.966	42.863	57.438	138.3		3:20.267	24	1	2:02.249	32.900	38.245	51.104	250.0	55:24.085	
	2	2	2:12.428	34.466	39.688	58.274	237.4		5:32.695	25	1	2:02.513	32.242	38.973	51.298	248.8	57:26.598	
	3	2	2:04.054	32.662	38.397	52.995	244.3		7:36.749	26	1	2:01.062	32.075	38.129	50.858	249.4	59:27.660	
	4	2	2:02.084	32.484	38.076	51.524	246.0		9:38.833	27	1	2:09.003B	32.401	37.908	58.694	248.8	1:01:36.663	
	5	2	2:02.248	32.563	38.531	51.154	247.1		11:41.081									
	6	2	2:03.499	32.620	38.927	51.952	247.1		13:44.580									
	7	2	2:04.801	33.870	38.340	52.591	249.4		15:49.381									
	8	2	2:01.402	32.006	38.102	51.294	247.7		17:50.783									
	9	2	2:09.010B	32.321	37.985	58.704	248.8		19:59.793									
	10	2	2:26.557	48.886	38.673	58.998	151.5		22:26.350									
	11	2	2:01.725	32.588	37.847	51.290	244.9		24:28.075									
	12	2	2:01.567	32.331	38.043	51.193	246.6		26:29.642									
	13	2	2:01.259	32.157	37.905	51.197	247.1		28:30.901									
	14	2	2:00.801	32.176	37.669	50.956	246.6		30:31.702									
	15	2	2:01.065	32.276	37.789	51.000	246.6		32:32.767									
	16	2	2:08.257B	32.559	38.193	57.505	247.1		34:41.024									
	17	1	4:24.939	2:53.511	39.429	51.999	132.2		39:05.963									
	18	1	2:01.073	32.321	37.952	50.800	247.1		41:07.036									
	19	1	2:00.738	32.224	37.849	50.665	246.0		43:07.774									
	20	1	2:01.089	32.130	37.817	51.142	248.3		45:08.863									
	21	1	2:01.616	32.625	37.929	51.062	248.3		47:10.479									
	22	1	1:59.732	31.862	37.532	50.338	246.6		49:10.211									
	23	1	2:00.472	31.553	37.512	51.407	248.3		51:10.683									
	24	1	1:59.716	31.585	37.676	50.455	247.7		53:10.399									
	25	1	2:07.587	32.473	39.492	55.622	247.7		55:17.986									
26	1	2:02.863	33.855	38.130	50.878	248.3	57:20.849											
27	1	2:00.110	31.726	37.703	50.681	247.1	59:20.959											
5	23Events Racing Ligier JS P325 - Toyota																	
	1.Isaac BARASHI LMP3																	
	2.Matteo Franco SEGRE																	
	1	1	2:46.729	1:08.291	42.904	55.534	128.4		2:46.729									
	2	1	2:13.180	36.888	41.139	55.153	228.3		4:59.909									
	3	1	2:06.573	35.513	39.041	52.019	246.6		7:06.482									
	4	1	2:02.980	33.448	38.353	51.179	246.6		9:09.462									
	5	1	2:01.374	32.274	38.111	50.989	247.1		11:10.836									
	6	1	2:01.473	32.140	37.921	51.412	247.1		13:12.309									
	7	1	2:01.650	32.393	38.045	51.212	246.6		15:13.959									
	8	1	2:02.708	32.318	38.067	52.323	248.3		17:16.667									
	9	1	2:07.625	32.958	38.109	56.558	248.8		19:24.292									
	10	1	2:01.608	32.389	38.101	51.118	248.3		21:25.900									
	11	1	2:09.651B	32.635	38.387	58.629	247.1		23:35.551									
	12	2	4:40.412	3:09.530	39.111	51.771	150.0		28:15.963									
	13	2	2:02.000	32.318	38.108	51.574	248.8		30:17.963									
	14	2	2:02.210	32.251	38.191	51.768	249.4		32:20.173									
	15	2	2:01.399	32.438	38.033	50.928	250.0		34:21.572									
	16	2	2:01.101	32.076	38.261	50.764	248.8		36:22.673									
	17	2	2:00.913	31.942	37.898	51.073	249.4		38:23.586									
	18	2	2:00.827	32.182	37.834	50.811	248.3		40:24.413									
	19	2	2:09.709B	32.786	38.277	58.646	250.0		42:34.122									
	20	1	4:39.953	3:09.665	38.584	51.704	141.4		47:14.075									
	6	ANS Motorsport Ligier JS P325 - Toyota																
		1.Mikkel KRISTENSEN ILLA LMP3																
		2.Arthur PAVIE																
		1	1	4:43.234	2:56.077	47.506	59.651			104.2	4:43.234							
		2	1	2:16.671B	36.108	40.151	1:00.412			240.5	6:59.905							
3		1	3:18.060	1:43.999	40.646	53.415	90.4	10:17.965										
4		1	2:03.579	33.157	38.544	51.878	243.8	12:21.544										
5		1	2:02.524	32.532	38.560	51.432	243.8	14:24.068										
6		1	2:02.829	32.400	38.702	51.727	244.9	16:26.897										
7		1	2:03.391	33.242	38.745	51.404	244.9	18:30.288										
8		1	2:01.896	32.424	38.042	51.430	245.5	20:32.184										
9		1	2:01.524	32.273	38.139	51.112	245.5	22:33.708										
10		1	2:07.662B	32.174	38.622	56.866	246.0	24:41.370										
11		2	4:43.366	3:11.964	39.218	52.184	134.0	29:24.736										
12		2	2:04.196	33.398	38.560	52.238	247.1	31:28.932										
13		2	2:03.772	32.509	38.431	52.832	247.1	33:32.704										
14		2	2:02.297	32.403	38.294	51.600	247.7	35:35.001										
15		2	2:02.968	32.676	38.319	51.973	247.7	37:37.969										
16		2	2:02.806	32.523	38.047	52.236	246.0	39:40.775										
17		2	2:01.758	32.269	38.283	51.206	247.1	41:42.533										
18		2	2:09.130B	32.259	38.218	58.653	246.6	43:51.663										
19		1	4:34.202	3:04.833	38.165	51.204	140.3	48:25.865										
20		1	2:01.235	32.090	38.036	51.109	244.9	50:27.100										
21		1	2:01.874	32.273	38.036	51.565	245.5	52:28.974										
22		1	2:01.494	32.106	38.452	50.936	245.5	54:30.468										
23		1	2:01.112	31.963	38.010	51.139	244.3	56:31.580										
24		1	2:05.098	33.844	39.687	51.567	245.5	58:36.678										
25		1	2:01.004	32.085	37.890	51.029	246.6	1:00:37.682										
8	BWT Muecke Motorsport Duqueine D09 - Toyota																	
	1.Mattis PLUSCHKELL LMP3																	
	2.Maksymilian ANGELARD																	
	1	1	4:28.139B	2:32.460	46.469	1:09.210	109.1		4:28.139									
	2	2	5:05.849	3:15.350	46.369	1:04.130	135.2		9:33.988									
	3	2	2:09.214	36.940	39.217	53.057	201.5		11:43.202									
	4	2	2:02.964	32.569	38.634	51.761	246.6		13:46.166									
	5	2	2:03.677	32.773	38.638	52.266	247.7		15:49.843									
	6	2	2:02.509	32.460	38.187	51.862	247.7		17:52.352									
	7	2	2:07.106	33.573	40.761	52.772	248.3		19:59.458									
	8	2	2:05.251	33.898	39.267	52.086	248.8		22:04.709									
	9	2	2:02.078	32.389	38.153	51.536	247.1		24:06.787									
	10	2	2:01.933	32.204	38.122	51.607	246.6		26:08.720									
	11	2	2:04.438	34.165	38.752	51.521	247.7		28:13.158									
	12	2	2:01.412	32.129	38.008	51.275	245.5		30:14.570									
	13	2	2:03.013	32.185	39.341	51.487	247.1		32:17.583									
	14	2	2:01.455	32.064	38.123	51.268	246.6		34:19.038									
	15	2	2:01.934	32.573	38.289	51.072	247.7		36:20.972									





Michelin Le Mans Cup
Le Castellet Round
Free Practice 2

Sector Analysis

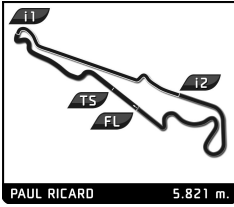
Lap under Red Flag Invalidated Lap Personal Best Session Best Crossing the pit lane

Lap	D	Time	Sector 1	Sector 2	Sector 3	T. Spd	Elapsed	Lap	D	Time	Sector 1	Sector 2	Sector 3	T. Spd	Elapsed		
16	2	2:08.115	B	31.930	38.037	58.148	246.6	38:29.087	13	1	2:09.844	34.495	40.658	54.691	246.6	38:17.143	
17	1	4:18.458		2:36.390	44.703	57.365	110.9	42:47.545	14	1	2:06.578	33.514	39.232	53.832	244.9	40:23.721	
18	1	2:19.621		39.997	42.361	57.263	194.6	45:07.166	15	1	2:08.063	34.241	39.990	53.832	243.8	42:31.784	
19	1	2:11.744		35.609	41.069	55.066	243.2	47:18.910	16	1	2:10.030	34.620	40.007	55.403	246.0	44:41.814	
20	1	2:02.554		32.526	38.901	51.127	246.6	49:21.464	17	1	2:10.984	35.589	40.157	55.238	247.1	46:52.798	
21	1	2:00.684		31.977	37.742	50.965	247.1	51:22.148	18	1	4:31.642	B	34.642	39.998	3:17.002	243.8	51:24.440
22	1	2:03.563		31.915	37.689	53.959	247.1	53:25.711									
23	1	2:09.380	B	32.018	37.737	59.625	248.3	55:35.091									

9		ANS Motorsport		Ligier JS P325 - Toyota LMP3				
		1.Louis IGLESIAS						
		2.Maxwell DODDS						
1	1	4:21.191	2:41.583	44.395	55.213	127.8	4:21.191	
2	1	2:12.553	B	33.957	38.808	59.788	242.7	6:33.744
3	1	3:17.074		1:46.756	38.791	51.527	145.2	9:50.818
4	1	2:02.412		32.608	39.319	50.485	247.1	11:53.230
5	1	1:59.939		31.934	37.632	50.373	247.1	13:53.169
6	1	2:00.676		32.124	37.631	50.921	247.7	15:53.845
7	1	1:59.678		31.585	37.447	50.646	247.7	17:53.523
8	1	2:01.519		32.790	37.883	50.846	249.4	19:55.042
9	1	2:00.029		31.823	37.230	50.976	248.3	21:55.071
10	1	1:59.721		31.815	37.707	50.199	250.0	23:54.792
11	1	2:01.721		32.872	38.291	50.558	250.0	25:56.513
12	1	1:59.810		31.796	37.696	50.318	248.8	27:56.323
13	1	2:00.352		31.918	37.638	50.796	248.3	29:56.675
14	1	1:59.171		31.568	37.403	50.200	248.8	31:55.846
15	1	2:07.182	B	31.497	37.285	58.400	248.8	34:03.028
16	2	3:58.054		2:28.125	38.305	51.624	149.4	38:01.082
17	2	2:01.545		32.582	37.807	51.156	247.7	40:02.627
18	2	2:01.274		32.535	37.877	50.862	246.6	42:03.901
19	2	2:01.328		32.587	37.844	50.897	247.7	44:05.229
20	2	2:01.148		32.231	37.671	51.246	248.8	46:06.377
21	2	2:03.329		32.565	39.539	51.225	250.6	48:09.706
22	2	2:00.876		32.402	37.687	50.787	249.4	50:10.582
23	2	2:01.416		32.295	37.645	51.476	248.8	52:11.998
24	2	2:02.001		32.756	38.274	50.971	250.0	54:13.999
25	2	2:00.997		32.199	37.750	51.048	248.8	56:14.996
26	2	2:00.834		32.217	37.697	50.920	248.3	58:15.830
27	2	2:13.098	B	32.681	37.701	1:02.716	250.6	1:00:28.928

10		Racing Spirit of Lemans		Aston Martin Vantage AMR GT3 Evo				
		1.Philipp SAGER						
		2.Valentin HASSE CLOT						
1	2	3:41.192	2:00.377	43.985	56.830	138.1	3:41.192	
2	2	2:05.905		33.615	39.270	53.020	244.9	5:47.097
3	2	2:03.232		32.618	38.612	52.002	243.2	7:50.329
4	2	2:07.298		33.852	38.855	54.591	245.5	9:57.627
5	2	2:03.204		32.537	38.522	52.145	242.7	12:00.831
6	2	2:03.385		32.386	38.573	52.426	246.0	14:04.216
7	2	6:12.697	B	34.330	39.808	4:58.559	245.5	20:16.913
8	2	6:54.881	B	53.711	39.177	5:21.993	138.8	27:11.794
9	1	2:28.781		51.716	41.232	55.833	139.4	29:40.575
10	1	2:08.892		33.855	40.526	54.544	242.7	31:49.467
11	1	2:09.819		33.570	39.645	56.604	244.3	33:59.286
12	1	2:08.043		33.619	39.694	54.703	243.8	36:07.299

11		Code Racing Development		Aston Martin Vantage AMR GT3 Evo				
		1.Sebastian MORENO						
		2.Ethan ISCHER						
1	2	2:54.647	1:13.319	44.357	56.971	128.9	2:54.647	
2	2	2:18.410		36.502	41.182	1:00.726	241.1	5:13.057
3	2	2:06.898		33.630	39.503	53.765	243.2	7:19.955
4	2	2:05.688		33.033	39.268	53.387	243.2	9:25.643
5	2	2:11.539	B	32.752	38.713	1:00.074	243.8	11:37.182
6	1	4:23.482		2:48.909	40.237	54.336	133.2	16:00.664
7	1	2:06.598		33.529	39.361	53.708	243.8	18:07.262
8	1	2:06.176		33.519	39.111	53.546	244.9	20:13.438
9	1	2:12.723	B	34.232	39.358	59.133	243.8	22:26.161
10	2	4:51.286		3:12.092	43.876	55.318	137.4	27:17.447
11	2	2:06.205		33.396	39.483	53.326	243.8	29:23.652
12	2	2:03.347		32.350	38.394	52.603	244.3	31:26.999
13	2	2:04.117		32.794	38.772	52.551	246.0	33:31.116
14	2	2:03.367		32.331	38.580	52.456	245.5	35:34.483
15	2	2:14.561		34.813	41.461	58.287	244.9	37:49.044
16	2	2:04.264		32.724	38.760	52.780	244.9	39:53.308
17	2	2:03.512						



Michelin Le Mans Cup
Le Castellet Round
Free Practice 2

Sector Analysis

Lap under Red Flag Invalidated Lap Personal Best Session Best B Crossing the pit lane

Lap	D	Time	Sector 1	Sector 2	Sector 3	T. Spd	Elapsed	Lap	D	Time	Sector 1	Sector 2	Sector 3	T. Spd	Elapsed
18	1	2:01.712	32.259	38.275	51.178	246.6	44:24.784	13	1	2:08.228	34.656	39.997	53.575	243.2	31:09.406
19	1	2:02.085	32.283	38.656	51.146	249.4	46:26.869	14	1	2:07.269	34.113	39.599	53.557	244.3	33:16.675
20	1	2:01.883	32.227	38.168	51.488	248.3	48:28.752	15	1	2:09.094	33.991	41.090	54.013	244.3	35:25.769
21	1	2:01.187	32.431	37.738	51.018	248.8	50:29.939	16	1	2:07.921	34.347	39.702	53.872	243.2	37:33.690
22	1	2:01.818	32.040	38.743	51.035	248.3	52:31.757	17	1	2:08.565	34.281	39.905	54.379	244.9	39:42.255
23	1	2:00.509	31.967	37.751	50.791	248.8	54:32.266	18	1	2:21.071 B	35.031	40.688	1:05.352	244.9	42:03.326
24	1	2:00.391	31.782	37.931	50.678	248.8	56:32.657	19	2	5:10.377	3:20.540	48.620	1:01.217	110.9	47:13.703
25	1	2:02.340	33.227	37.994	51.119	250.0	58:34.997	20	2	2:20.561 B	36.907	42.234	1:01.420	221.3	49:34.264
26	1	2:00.384	31.863	37.769	50.752	248.3	1:00:35.381	21	2	3:52.977	2:05.887	46.321	1:00.769	128.7	53:27.241

15 Vector Sport RLR Ligier JS P325 - Toyota LMP3
1.Geronimo GOMEZ AZZA
2.Colin NOBLE

1	2	2:49.320	1:04.346	45.988	58.986	106.6	2:49.320
2	2	3:32.021 B	38.749	43.661	2:09.611	221.8	6:21.341
3	2	2:26.516	51.989	40.363	54.164	141.0	8:47.857
4	2	4:35.296 B	34.919	39.800	3:20.577	247.7	13:23.153
5	1	2:32.535	56.772	41.445	54.318	104.2	15:55.688
6	1	2:04.023	33.576	38.392	52.055	248.3	17:59.711
7	1	2:03.775	33.242	38.471	52.062	246.6	20:03.486
8	1	2:03.448	33.193	38.274	51.954	247.1	22:06.904
9	1	2:03.635	32.573	38.108	52.954	247.7	24:10.539
10	1	2:02.618	32.675	38.091	51.852	247.7	26:13.157
11	1	2:06.597	32.618	39.276	54.703	248.8	28:19.754
12	1	2:01.849	32.388	38.035	51.426	248.8	30:21.603
13	1	2:03.120	32.273	38.443	52.404	249.4	32:24.723
14	1	2:02.368	32.361	38.226	51.781	248.3	34:27.091
15	1	2:03.977	32.448	38.613	52.916	248.8	36:31.068
16	1	2:03.604	33.349	38.718	54.537	250.6	38:34.672
17	1	4:25.295 B	32.654	38.302	3:14.339	250.6	42:59.967
18	2	2:18.684	49.254	38.066	51.364	152.1	45:18.651
19	2	2:02.049	32.641	37.907	54.474	248.8	47:20.670
20	2	2:03.528	33.232	38.779	51.517	251.2	49:24.198
21	2	2:01.458	32.015	38.305	51.138	249.4	51:25.656
22	2	2:01.503	32.089	38.169	51.245	249.4	53:27.159
23	2	2:01.247	32.136	37.845	51.266	250.6	55:28.406
24	2	2:01.300	31.902	38.115	51.283	251.2	57:29.706
25	2	2:00.755	32.233	37.866	50.656	250.6	59:30.461
26	2	2:00.614	31.918	37.897	50.799	251.2	1:01:31.075

16 Ajith Redant by Virage Ligier JS P325 - Toyota LMP3 Pro/Am
1.Ajith KUMAR
2.Romain VOZNIK

1	2	2:40.290	51.814	46.884	1:01.592	120.5	2:40.290
2	2	2:19.313	38.331	42.633	58.349	201.1	4:59.603
3	2	2:12.608	37.111	41.524	53.973	237.9	7:12.211
4	2	2:06.859	33.525	39.295	54.039	243.2	9:19.070
5	2	2:14.014	36.874	40.032	57.108	174.8	11:33.084
6	2	2:03.575	33.023	38.623	51.929	243.2	13:36.659
7	2	2:04.886	34.052	38.556	52.278	243.8	15:41.545
8	2	2:03.084	32.832	38.525	51.727	246.6	17:44.629
9	2	2:10.564 B	32.849	38.846	58.866	245.5	19:55.190
10	1	4:47.724	3:10.279	42.361	55.084	144.2	24:42.914
11	1	2:09.132	34.863	40.104	54.165	243.2	26:52.046
12	1	2:09.132	34.417	40.408	54.307	243.8	29:01.178

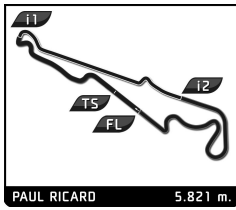
17 Kessel Racing Ferrari 296 GT3 Evo GT3
1.Lorenzo Ferdinando INNO
2.David Cleto FUMANELLI

1	2	5:51.147 B	1:31.734	49.870	3:29.543	102.5	5:51.147
2	2	2:35.295	55.016	42.865	57.414	124.3	8:26.442
3	2	2:10.392	36.292	40.303	53.797	241.6	10:36.834
4	2	2:08.261	33.292	39.035	55.934	242.7	12:45.095
5	2	2:04.997	32.971	39.282	52.744	242.7	14:50.092
6	2	2:03.653	32.678	38.565	52.410	242.7	16:53.745
7	2	2:03.579	32.733	38.574	52.272	242.7	18:57.324
8	2	2:03.602	32.721	38.577	52.304	242.7	21:00.926
9	2	2:03.969	32.928	38.587	52.454	242.7	23:04.895
10	2	4:09.624 B	32.625	39.436	2:57.563	243.2	27:14.519
11	2	2:23.862	49.786	39.524	54.552	137.8	29:38.381
12	2	2:06.443	32.774	39.426	54.243	243.2	31:44.824
13	2	2:04.361	32.788	38.677	52.896	243.2	33:49.185
14	2	2:04.186	32.779	38.660	52.747	243.2	35:53.371
15	2	4:06.042 B	34.339	39.484	2:52.219	243.2	39:59.413
16	1	2:31.497	53.431	42.309	55.757	134.0	42:30.910
17	1	2:09.905	34.556	40.550	54.799	242.2	44:40.815
18	1	2:12.252	36.151	40.951	55.150	242.7	46:53.067
19	1	2:10.864	34.996	40.077	55.791	242.2	49:03.931
20	1	2:09.131	34.384	40.128	54.619	243.2	51:13.062
21	1	2:07.417	33.940	39.493	53.984	242.2	53:20.479
22	1	2:09.208	34.906	39.621	54.681	243.2	55:29.687
23	1	2:08.306	33.893	40.188	54.225	243.2	57:37.993
24	1	2:07.520	33.721	39.496	54.303	243.2	59:45.513
25	1	2:09.294	34.008	39.343	55.940	243.8	1:01:54.804

19 Brutal Fish by Campos Ligier JS P325 - Toyota LMP3
1.Matus RYBA
2.Lucas FLUXÀ CROSS

1	2	2:30.305	53.066	42.739	54.500	143.4	2:30.305
2	2	2:04.623	33.751	38.885	51.987	234.8	4:34.928
3	2	2:01.687	32.408	38.273	51.006	243.8	6:36.615
4	2	2:01.961	32.657	38.391	50.913	245.5	8:38.576
5	2	2:01.138	32.421	37.987	50.730	246.6	10:39.714
6	2	2:02.242	31.997	38.866	51.379	247.1	12:41.956
7	2	2:00.816	32.232	37.805	50.779	246.6	14:42.772
8	2	2:00.506	31.925	37.755	50.826	247.7	16:43.278
9	2	2:02.908	32.094	37.954	52.860	247.7	18:46.186





Michelin Le Mans Cup
Le Castellet Round
Free Practice 2

Sector Analysis

Lap	D	Time	Sector 1	Sector 2	Sector 3	T. Spd	Elapsed	Lap	D	Time	Sector 1	Sector 2	Sector 3	T. Spd	Elapsed
10	2	2:04.941	32.144	37.827	54.970	247.7	20:51.127	7	2	2:04.400	32.747	38.781	52.572	240.5	18:26.294
11	2	2:01.120	32.327	37.845	50.948	247.1	22:52.247	8	2	4:04.077	33.033	39.217	2:51.827	241.1	22:30.371
12	2	2:08.812	32.329	38.141	58.342	247.1	25:01.059	9	2	2:25.285	49.671	39.232	56.382	143.0	24:55.656
13	1	4:57.159	3:11.269	42.684	1:03.206	132.7	29:58.218	10	2	2:05.061	33.103	39.077	52.881	241.6	27:00.717
14	1	4:42.093	3:06.561	39.860	55.672	150.0	34:40.311	11	2	2:04.401	32.662	38.830	52.909	241.6	29:05.118
15	1	2:02.138	32.609	38.267	51.262	246.0	36:42.449	12	2	2:08.583	32.953	38.877	56.753	242.7	31:13.701
16	1	2:02.427	32.188	38.054	52.185	247.1	38:44.876	13	2	3:54.466	33.120	38.945	2:42.431	242.2	35:08.167
17	1	2:02.469	32.690	38.332	51.447	247.1	40:47.345	14	1	2:30.419	53.037	40.347	57.035	132.5	37:38.586
18	1	2:01.086	32.224	37.730	51.132	246.6	42:48.431	15	1	2:10.083	34.349	41.120	54.644	241.6	39:48.669
19	1	2:00.827	31.972	37.818	51.037	248.3	44:49.258	16	1	2:09.294	33.976	39.924	55.394	241.6	41:57.963
20	1	2:03.906	32.287	38.349	53.270	247.7	46:53.164	17	1	2:10.902	34.831	40.472	55.599	241.1	44:08.865
21	1	2:02.432	33.237	38.187	51.008	248.3	48:55.596	18	1	2:07.801	33.794	39.427	54.580	241.1	46:16.666
22	1	2:00.735	32.099	37.853	50.783	248.3	50:56.331	19	1	2:11.531	33.688	41.850	55.993	242.2	48:28.197
23	1	2:03.913	32.214	40.096	51.603	248.8	53:00.244	20	1	2:18.249	37.176	39.989	1:01.084	241.6	50:46.446
24	1	2:02.560	32.276	38.164	52.120	249.4	55:02.804	21	1	2:08.728	33.960	40.450	54.318	241.6	52:55.174
25	1	2:00.969	32.131	38.145	50.693	248.8	57:03.773	22	1	2:07.455	33.664	39.465	54.326	242.2	55:02.629
26	1	2:00.582	31.921	37.890	50.771	248.3	59:04.355	23	1	2:10.096	34.538	39.830	55.728	228.8	57:12.725
27	1	2:11.014	32.936	38.238	59.840	250.0	1:01:15.369	24	1	2:08.960	33.749	39.835	55.376	242.7	59:21.685
								25	1	2:06.728	33.673	39.370	53.685	242.2	1:01:28.413

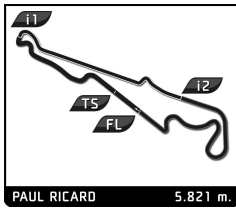
20		High Class Racing		Ligier JS P325 - Toyota			
		1.Philip LINDBERG		LMP3			
		2.Lenny RIED					
1	2	5:24.764	1:13.750	48.067	3:22.947	125.3	5:24.764
2	2	6:06.402	59.292	45.648	4:21.462	123.7	11:31.166
3	2	2:28.439	53.001	41.490	53.948	141.2	13:59.605
4	2	2:03.908	33.237	38.700	51.971	244.9	16:03.513
5	2	2:03.041	32.626	38.252	52.163	247.7	18:06.554
6	2	2:01.621	32.433	38.059	51.129	247.1	20:08.175
7	2	2:02.841	33.012	38.036	51.793	250.0	22:11.016
8	2	2:01.975	32.308	38.109	51.558	248.8	24:12.991
9	2	2:01.486	32.261	38.112	51.113	247.7	26:14.477
10	2	2:02.972	32.119	38.610	52.243	248.3	28:17.449
11	2	4:35.413	32.259	37.944	3:25.210	248.8	32:52.862
12	1	2:25.650	52.346	39.090	54.244	143.6	35:18.512
13	1	2:06.345	33.850	39.993	52.502	247.7	37:24.857
14	1	2:05.297	33.271	38.534	53.492	248.3	39:30.154
15	1	2:05.179	34.218	38.658	52.303	237.9	41:35.333
16	1	2:03.998	33.115	38.401	52.482	246.6	43:39.331
17	1	2:05.947	34.152	38.794	53.001	248.3	45:45.278
18	1	2:03.923	33.200	38.402	52.321	247.7	47:49.201
19	1	2:05.521	33.236	38.874	53.411	247.1	49:54.722
20	1	2:07.529	34.256	39.595	53.678	246.6	52:02.251
21	1	4:26.278	33.265	38.966	3:14.047	248.3	56:28.529
22	2	2:22.651	51.822	38.785	52.044	146.9	58:51.180
23	2	2:03.775	32.584	38.311	52.880	247.7	1:00:54.955

21		Kessel Racing		Ferrari 296 GT3 Evo			
		1.Oscar Lee RYNDZIEWICZ		GT3			
		2.Lorenzo FERRARI					
1	2	5:30.575	1:16.196	47.394	3:26.985	128.0	5:30.575
2	2	2:33.586	55.036	42.414	56.136	116.9	8:04.161
3	2	2:05.695	33.832	39.176	52.687	238.4	10:09.856
4	2	2:04.374	33.114	39.008	52.252	240.5	12:14.230
5	2	2:03.977	32.729	38.845	52.403	241.1	14:18.207
6	2	2:03.987	32.761	38.801	52.425	240.5	16:22.194

22		Trajectus Motorsport		Ligier JS P325 - Toyota			
		1.André VIEIRA		LMP3			
		2.Mathis POULET					
1	1	5:15.049	3:30.574	45.977	58.498	100.1	5:15.049
2	1	2:09.946	35.356	40.665	53.925	242.7	7:24.995
3	1	2:06.232	33.721	39.281	53.230	246.0	9:31.227
4	1	2:05.145	33.378	38.647	53.120	248.3	11:36.372
5	1	2:03.725	33.355	38.461	51.909	248.8	13:40.097
6	1	2:04.168	32.734	38.212	53.222	247.7	15:44.265
7	1	2:03.344	33.017	38.463	51.864	247.7	17:47.609
8	1	2:03.827	32.511	38.471	52.845	247.7	19:51.436
9	1	2:02.506	32.637	38.246	51.623	247.7	21:53.942
10	1	2:03.422	32.595	38.743	52.084	248.8	23:57.364
11	1	2:02.165	32.461	38.418	51.286	248.3	25:59.529
12	1	2:02.529	32.257	38.132	52.140	248.3	28:02.058
13	1	2:04.333	32.807	38.792	52.734	249.4	30:06.391
14	1	2:06.061	33.890	40.047	52.124	247.1	32:12.452
15	1	2:02.474	32.260	38.380	51.834	248.3	34:14.926
16	1	4:12.701	32.365	38.188	3:02.148	248.8	38:27.627
17	2	2:20.401	49.518	38.210	52.673	149.0	40:48.028
18	2	2:02.976	33.531	38.314	51.131	248.3	42:51.004
19	2	2:01.680	32.441	38.002	51.237	248.3	44:52.684
20	2	2:04.177	32.165	38.857	53.155	248.8	46:56.861
21	2	2:03.148	32.272	39.006	51.870	250.6	49:00.009
22	2	2:00.606	31.965	37.865	50.776	248.8	51:00.615
23	2	2:03.492	33.359	38.266	51.867	249.4	53:04.107
24	2	2:01.029	32.146	37.864	51.019	250.0	55:05.136
25	2	2:01.577	32.712	38.065	50.800	251.7	57:06.713
26	2	2:00.719	31.993	37.906	50.820	250.6	59:07.432
27	2	2:01.471	32.129	38.385	50.957	250.0	1:01:08.903

23		Biogas Motorsport		Ferrari 296 GT3			
		1.Josep MAYOLA COMADIF		GT3			
		2.Marc CAROL YBARRA					
1	1	3:38.570	1:37.366	54.229	1:06.975	101.1	3:38.570





Michelin Le Mans Cup
Le Castellet Round
Free Practice 2

Sector Analysis

Lap	D	Time	Sector 1	Sector 2	Sector 3	T. Spd	Elapsed	Lap	D	Time	Sector 1	Sector 2	Sector 3	T. Spd	Elapsed
2	1	2:30.042	41.432	46.443	1:02.167	196.4	6:08.612	5	2	2:09.450	35.448	39.057	54.945	244.3	12:09.784
3	1	2:25.600	40.050	45.873	59.677	209.7	8:34.212	6	2	5:26.577 B	33.817	39.181	4:13.579	237.9	17:36.361
4	1	3:42.192 B	36.996	42.797	2:22.399	238.4	12:16.404	7	2	2:40.695	59.741	44.230	56.724	108.1	20:17.056
5	1	2:47.223	59.248	46.897	1:01.078	119.7	15:03.627	8	2	3:08.619 B	36.267	40.757	1:51.595	221.8	23:25.675
6	1	2:15.113	37.111	41.911	56.091	239.5	17:18.740	9	2	2:42.602	56.229	47.947	58.426	116.5	26:08.277
7	1	2:11.310	35.344	40.687	55.279	240.0	19:30.050	10	2	3:10.083 B	36.349	43.918	1:49.816	206.1	29:18.360
8	1	2:10.534	35.243	40.518	54.773	241.1	21:40.584	11	2	2:23.677	52.381	39.093	52.203	132.4	31:42.037
9	1	2:11.290	35.836	40.062	55.392	239.5	23:51.874	12	2	2:04.027	33.191	38.883	51.953	244.9	33:46.064
10	1	2:15.410	35.580	42.940	56.890	240.0	26:07.284	13	2	2:03.122	32.982	38.542	51.598	245.5	35:49.186
11	1	4:23.800 B	36.362	48.208	2:59.230	241.1	30:31.084	14	2	2:02.657	32.707	38.151	51.799	246.0	37:51.843
12	2	2:30.358	51.638	40.349	58.371	141.5	33:01.442	15	2	2:04.079	33.903	38.664	51.512	246.6	39:55.922
13	2	2:14.632	33.873	39.300	1:01.459	240.0	35:16.074	16	2	2:04.197	32.664	38.804	52.729	248.3	42:00.119
14	2	2:06.016	33.596	39.470	52.950	240.5	37:22.090	17	2	2:02.706	33.006	38.420	51.280	248.8	44:02.825
15	2	2:05.080	33.071	39.062	52.947	241.6	39:27.170	18	2	2:03.186	32.846	38.366	51.974	248.8	46:06.011
16	2	4:12.795 B	34.279	40.509	2:58.007	241.6	43:39.965	19	2	2:04.385	32.431	39.641	52.313	248.3	48:10.396
17	2	2:28.291	50.786	42.226	55.279	142.9	46:08.256	20	2	2:02.679	32.708	38.409	51.562	250.0	50:13.075
18	2	2:07.047	32.990	40.723	53.334	243.2	48:15.303	21	2	2:02.227	32.562	38.203	51.462	248.8	52:15.302
19	2	2:05.104	33.088	39.023	52.993	242.2	50:20.407	22	2	3:18.610 B	33.733	40.003	2:04.874	245.5	55:33.912
20	2	3:27.569 B	34.345	41.120	2:12.104	242.2	53:47.976								

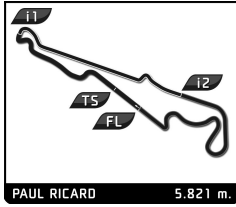
24		Racing Spirit of Lemans					Ligier JS P325 - Toyota	
		1.Christian GISY					LMP3 Pro/Am	
		2.Oskar KRISTENSEN						
1	2	4:53.878 B	1:58.466	51.172	2:04.240	110.4	4:53.878	
2	2	2:29.602	51.765	40.169	57.668	141.0	7:23.480	
3	2	2:07.030	33.901	39.072	54.057	240.5	9:30.510	
4	2	2:04.435	33.336	38.807	52.292	243.8	11:34.945	
5	2	2:09.039	36.512	39.358	53.169	220.9	13:43.984	
6	2	2:03.685	34.025	38.408	51.252	245.5	15:47.669	
7	2	2:02.109	32.304	38.198	51.607	244.9	17:49.778	
8	2	2:03.314	32.311	38.739	52.264	244.3	19:53.092	
9	2	5:41.755 B	32.371	38.085	4:31.299	244.9	25:34.847	
10	2	2:20.210	49.237	38.553	52.420	149.2	27:55.057	
11	2	2:02.764	32.643	38.769	51.352	243.8	29:57.821	
12	2	2:01.180	32.037	38.224	50.919	246.6	31:59.001	
13	2	2:04.249	32.163	37.874	54.212	246.6	34:03.250	
14	2	2:03.148	32.440	38.043	52.665	246.6	36:06.398	
15	2	2:02.269	32.499	38.297	51.473	245.5	38:08.667	
16	2	4:52.890 B	32.603	38.375	3:41.912	246.0	43:01.557	
17	1	2:28.013	53.915	39.462	54.636	108.1	45:29.570	
18	1	2:09.345	33.971	40.852	54.522	244.9	47:38.915	
19	1	2:08.168	34.321	39.637	54.210	244.9	49:47.083	
20	1	2:09.295	34.508	39.550	55.237	244.3	51:56.378	
21	1	2:08.438	34.219	39.636	54.583	243.8	54:04.816	
22	1	2:10.871	36.013	39.521	55.337	227.8	56:15.687	
23	1	2:07.583	33.854	39.502	54.227	244.9	58:23.270	
24	1	2:07.643	33.698	39.605	54.310	244.3	1:00:30.883	

27		P4 Racing					Ligier JS P325 - Toyota	
		1.Andrew FERGUSON					LMP3 Pro/Am	
		2.Louis HAMILTON-SMITH						
1	2	3:24.736	1:43.935	43.463	57.338	116.3	3:24.736	
2	2	2:09.924	35.420	39.969	54.535	235.3	5:34.660	
3	2	2:14.876	35.093	44.543	55.240	209.3	7:49.536	
4	2	2:10.798	36.934	40.220	53.644	236.8	10:00.334	

29		Forestier Racing by VPS					Ligier JS P325 - Toyota	
		1.Luciano MORANO					LMP3	
		2.Roe MEYUHAS						
1	2	6:10.511 B	1:10.865	51.782	4:07.864	104.5	6:10.511	
2	2	2:34.789	53.567	43.921	57.301	139.7	8:45.300	
3	2	2:08.392	34.292	39.647	54.453	242.7	10:53.692	
4	2	2:04.418	34.438	38.446	51.534	246.0	12:58.110	
5	2	2:02.049	32.693	38.029	51.327	246.0	15:00.159	
6	2	2:03.538	32.425	39.183	51.930	248.3	17:03.697	
7	2	2:00.779	32.340	37.696	50.743	247.1	19:04.476	
8	2	2:00.764	32.307	37.632	50.825	247.1	21:05.240	
9	2	2:00.660	32.229	37.531	50.900	246.6	23:05.900	
10	2	2:01.456	32.314	38.105	51.037	248.8	25:07.356	
11	2	2:01.089	32.169	37.853	51.067	247.7	27:08.445	
12	2	2:00.917	32.041	37.942	50.934	248.8	29:09.362	
13	2	4:25.904 B	32.169	37.632	3:16.103	248.3	33:35.266	
14	1	2:19.062	49.581	37.903	51.578	151.0	35:54.328	
15	1	2:01.426	32.217	38.002	51.207	250.0	37:55.754	
16	1	2:01.767	32.280	38.395	51.092	248.8	39:57.521	
17	1	2:01.810	32.158	38.067	51.585	248.8	41:59.331	
18	1	2:01.832	32.845	37.905	51.082	250.0	44:01.163	
19	1	2:02.294	32.138	37.932	52.224	249.4	46:03.457	
20	1	2:03.181	32.487	39.154	51.540	248.8	48:06.638	
21	1	2:01.004	32.181	37.850	50.973	248.8	50:07.642	
22	1	2:03.211	32.818	38.675	51.718	249.4	52:10.853	
23	1	2:00.725	31.999	37.894	50.832	248.8	54:11.578	
24	1	2:01.072	31.810	37.711	51.551	249.4	56:12.650	
25	1	2:02.641	31.893	38.016	52.732	249.4	58:15.291	
26	1	2:02.006	31.954	37.739	52.313	249.4	1:00:17.297	

34		Inter Europol Competition					Ligier JS P325 - Toyota	
		1.Alexander BUKHANTSOV					LMP3 Pro/Am	
		2.Shawn RASHID						
1	2	2:41.768	54.282	46.089	1:01.397	127.4	2:41.768	
2	2	2:18.433	38.455	42.590	57.388	209.7	5:00.201	
3	2	2:12.673	38.629	39.766	54.278	226.9	7:12.874	





Michelin Le Mans Cup
Le Castellet Round
Free Practice 2

Sector Analysis

Lap under Red Flag Invalidated Lap Personal Best Session Best Crossing the pit lane

Lap	D	Time	Sector 1	Sector 2	Sector 3	T. Spd	Elapsed	Lap	D	Time	Sector 1	Sector 2	Sector 3	T. Spd	Elapsed		
4	2	2:13.417	B	33.388	38.836	1:01.193	248.3	9:26.291	3	1	2:04.347	33.215	39.176	51.956	246.6	6:45.672	
5	2	4:36.689	3:06.048	38.344	52.297	135.5	14:02.980	4	1	2:03.049	32.935	38.289	51.825	247.1	8:48.721		
6	2	2:03.437	33.487	38.432	51.518	247.1	16:06.417	5	1	2:03.395	33.054	38.269	52.072	248.3	10:52.116		
7	2	2:02.099	32.195	38.291	51.613	247.7	18:08.516	6	1	2:02.756	32.562	38.673	51.521	247.1	12:54.872		
8	2	2:03.257	33.068	38.485	51.704	248.8	20:11.773	7	1	2:04.246	32.641	38.237	53.368	246.6	14:59.118		
9	2	2:01.773	32.280	37.948	51.545	247.7	22:13.546	8	1	2:05.478	32.849	39.038	53.591	247.1	17:04.596		
10	2	2:02.800	33.268	38.321	51.211	247.1	24:16.346	9	1	2:02.674	32.788	38.050	51.836	247.1	19:07.270		
11	2	2:14.946	32.234	41.877	1:00.835	247.7	26:31.292	10	1	2:01.782	32.556	37.974	51.252	247.7	21:09.052		
12	2	2:02.191	32.522	38.303	51.366	247.1	28:33.483	11	1	2:01.448	32.310	37.995	51.143	244.9	23:10.500		
13	2	2:01.653	32.325	38.140	51.188	248.3	30:35.136	12	1	2:09.534	B	32.782	38.179	58.573	247.1	25:20.034	
14	2	2:10.132	B	32.191	37.548	1:00.393	248.3	32:45.268	13	2	4:47.295	B	3:07.162	39.910	1:00.223	148.8	30:07.329
15	1	4:38.745	3:06.683	39.106	52.956	146.1	37:24.013	14	2	2:20.070	48.665	37.064	54.344	149.4	32:27.399		
16	1	2:07.756	33.063	39.242	55.451	247.7	39:31.769	15	2	2:02.525	32.441	38.308	51.776	247.7	34:29.924		
17	1	2:04.282	33.197	38.728	52.357	247.1	41:36.051	16	2	2:10.090	B	32.413	38.440	59.237	248.3	36:40.014	
18	1	2:03.986	32.869	38.685	52.432	248.8	43:40.037	17	2	2:18.442	48.266	38.370	51.806	150.0	38:58.456		
19	1	2:07.452	33.833	38.979	54.640	248.8	45:47.489	18	2	2:01.780	32.263	38.208	51.309	248.3	41:00.236		
20	1	2:04.407	32.832	38.458	53.117	247.7	47:51.896	19	2	2:02.418	32.323	38.133	51.962	248.3	43:02.654		
21	1	2:04.798	33.330	39.054	52.414	248.3	49:56.694	20	2	2:02.670	32.705	38.125	51.840	248.8	45:05.324		
22	1	2:04.924	33.089	38.879	52.956	248.3	52:01.618	21	2	2:01.673	32.343	38.022	51.308	248.3	47:06.997		
23	1	2:03.234	32.657	38.647	51.930	248.3	54:04.852	22	2	2:09.387	B	33.002	38.321	58.064	246.6	49:16.384	
24	1	2:03.045	32.942	38.261	51.842	247.1	56:07.897	23	2	4:42.344	B	3:03.111	39.237	59.996	150.4	53:58.728	
25	1	2:03.034	32.716	38.250	52.068	248.3	58:10.931	24	2	4:46.639	B	3:08.950	39.112	58.577	149.6	58:45.367	
26	1	2:02.568	32.600	38.312	51.656	248.3	1:00:13.499										

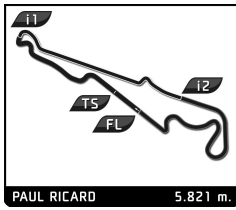
36		Ajith Redant Racing		Ligier JS P325 - Toyota			
		1.Adiya PATEL		LMP3			
		2.Narain KARTHIKEYAN					
1	2	2:50.936	1:16.566	41.124	53.246	143.8	2:50.936
2	2	2:10.728	35.349	39.699	55.680	244.9	5:01.664
3	2	2:07.252	35.698	39.410	52.144	246.0	7:08.916
4	2	2:03.132	32.942	38.823	51.367	245.5	9:12.048
5	2	2:01.132	32.459	37.907	50.766	247.1	11:13.180
6	2	2:01.877	32.619	38.163	51.095	247.1	13:15.057
7	2	2:12.819	B	34.596	38.253	59.970	15:27.876
8	1	4:36.679	3:04.287	38.671	53.721	144.0	20:04.555
9	1	2:04.651	33.292	38.238	53.121	246.6	22:09.206
10	1	2:04.756	32.745	38.655	53.356	247.7	24:13.962
11	1	2:03.980	33.275	38.602	52.103	248.8	26:17.942
12	1	2:04.294	32.775	38.858	52.661	247.1	28:22.236
13	1	2:02.930	32.857	38.242	51.831	248.3	30:25.166
14	1	2:04.342	32.777	39.060	52.475	247.1	32:29.478
15	1	2:03.087	32.721	38.589	51.777	248.3	34:32.565
16	1	2:02.777	32.601	38.322	51.854	248.3	36:35.342
17	1	2:10.491	B	32.321	38.682	59.488	38:45.833
18	2	9:45.329	B	7:08.044	1:27.967	1:09.318	48:31.162
19	2	4:08.544	2:38.107	39.185	51.252	150.4	52:39.706
20	2	2:05.527	32.471	38.752	54.304	248.8	54:45.233
21	2	2:06.461	32.129	40.820	53.512	247.7	56:51.694
22	2	2:12.602	B	32.135	38.023	1:02.444	59:04.296

43		Inter Europol Competition		Ligier JS P325 - Toyota			
		1.Christian DANNEMAND JC		LMP3			
		2.William KARLSSON					
1	1	2:32.322	53.546	42.715	56.061	128.1	2:32.322
2	1	2:09.003	34.128	39.028	55.847	242.7	4:41.325

49		High Class Racing		Ligier JS P325 - Toyota				
		1.Michael HOVE		LMP3 Pro/Am				
		2.Andrew RACKSTRAW						
1	2	3:17.437	1:34.829	45.813	56.795	113.6	3:17.437	
2	2	2:09.031	35.062	39.593	54.376	242.2	5:26.468	
3	2	2:04.276	33.120	38.637	52.519	245.5	7:30.744	
4	2	2:03.707	32.944	38.459	52.304	247.7	9:34.451	
5	2	2:02.741	32.764	38.177	51.800	248.3	11:37.192	
6	2	5:42.061	B	32.924	47.935	4:21.202	248.3	17:19.253
7	1	2:39.974	57.318	45.154	57.502	128.9	19:59.227	
8	1	2:11.692	35.612	39.459	56.621	246.0	22:10.919	
9	1	2:13.754	35.696	41.952	56.106	229.8	24:24.673	
10	1	2:10.318	34.402	41.028	54.888	246.6	26:34.991	
11	1	2:09.062	34.293	39.996	54.773	246.6	28:44.053	
12	1	2:10.292	34.993	40.839	54.460	245.5	30:54.345	
13	1	2:08.902	34.186	39.650	55.066	245.5	33:03.247	
14	1	2:11.696	35.092	40.402	56.202	246.6	35:14.943	
15	1	4:42.120	B	34.424	44.396	3:23.300	246.0	39:57.063
16	2	2:30.293	55.226	41.492	53.575	115.1	42:27.356	
17	2	2:03.637	33.229	38.420	51.988	246.6	44:30.993	
18	2	2:01.972	32.414	38.002	51.556	247.7	46:32.965	
19	2	2:03.987	34.086	38.343	51.558	248.8	48:36.952	
20	2	4:46.943	B	33.112	39.118	3:34.713	247.7	53:23.895
21	2	2:20.649	49.401	38.548	52.700	151.5	55:44.544	
22	2	2:03.121	32.972	38.187	51.962	248.3	57:47.665	
23	2	2:05.281	32.380	38.104	54.797	250.6	59:52.946	
24	2	2:16.075	B	32.386	37.807	1:05.882	251.7	1:02:09.021

50		23Events Racing		Ligier JS P325 - Toyota			
		1.Giovanni MASCHIO		LMP3			
		2.Colin QUEEN					
1	2	2:43.864	1:06.787	41.736	55.341	124.4	2:43.864





Michelin Le Mans Cup
Le Castellet Round
Free Practice 2

Sector Analysis

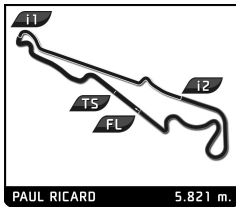
Lap under Red Flag								Invalidated Lap		Personal Best		Session Best		B Crossing the pit lane	
Lap	D	Time	Sector 1	Sector 2	Sector 3	T. Spd	Elapsed	Lap	D	Time	Sector 1	Sector 2	Sector 3	T. Spd	Elapsed
2	2	2:06.337	35.194	39.487	51.656	242.2	4:50.201	6	1	2:09.262	33.898	40.858	54.506	239.5	19:15.726
3	2	2:04.803	32.315	38.300	54.188	241.6	6:55.004	7	1	2:08.041	34.045	39.887	54.109	240.0	21:23.767
4	2	2:06.846	32.423	37.708	56.685	247.7	9:01.820	8	1	2:08.104	33.954	40.175	53.975	240.0	23:31.871
5	2	2:00.708	31.763	37.625	51.320	248.3	11:02.528	9	1	2:07.008	33.946	39.445	53.617	240.0	25:38.879
6	2	1:59.599	31.667	37.470	50.462	249.4	13:02.127	10	1	2:06.735	33.576	39.572	53.587	240.5	27:45.614
7	2	2:05.121	31.733	37.494	55.894	248.8	15:07.248	11	1	2:20.723	33.601	39.543	4:07.579	241.1	30:06.337
8	2	2:07.694	33.114	38.268	56.312	250.0	17:14.942	12	2	3:51.713	2:17.716	39.089	54.908	148.1	33:58.050
9	2	2:06.817	31.740	37.559	57.518	249.4	19:21.759	13	2	2:05.479	33.066	39.240	52.873	242.2	36:03.229
10	1	4:39.088	3:07.470	39.378	52.240	132.0	24:00.847	14	2	2:04.458	32.800	38.953	52.705	242.7	38:07.687
11	1	2:03.225	32.250	37.808	53.167	248.8	26:04.072	15	2	2:04.087	32.800	38.872	52.415	241.1	40:11.774
12	1	2:01.687	32.430	37.875	51.382	250.0	28:05.759	16	2	2:04.851	32.561	38.665	53.625	242.2	42:16.625
13	1	2:01.586	32.049	37.633	51.904	248.3	30:07.345	17	2	2:04.846	32.803	38.857	53.186	243.2	44:21.471
14	1	2:01.968	33.407	37.902	50.659	250.0	32:09.313	18	2	2:04.126	32.596	38.917	52.613	242.7	46:25.597
15	1	2:00.232	31.804	37.642	50.786	249.4	34:09.545	19	2	2:12.055	33.004	39.461	59.590	242.2	48:37.652
16	1	2:00.282	31.849	37.701	50.732	250.0	36:09.827	20	1	3:59.462	2:23.628	41.040	54.794	99.3	52:37.114
17	1	2:02.310	32.630	38.170	51.510	251.7	38:12.137	21	1	2:09.647	34.570	40.122	54.925	209.7	54:46.731
18	1	2:00.838	31.958	37.700	51.180	250.6	40:12.975	22	1	2:09.464	33.870	41.191	54.403	242.7	56:56.195
19	1	2:02.751	32.370	37.984	52.397	250.0	42:15.726	23	1	2:07.557	33.649	39.727	54.181	242.2	59:03.752
20	1	2:02.144	32.020	38.074	52.050	250.6	44:17.870	24	1	2:08.667	34.409	39.804	54.454	240.5	1:01:12.419
21	1	2:01.091	31.904	37.610	51.577	250.0	46:18.961								
22	1	2:04.099	32.142	39.807	52.150	251.7	48:23.060								
23	1	2:00.602	31.935	37.811	50.856	250.6	50:23.662								
24	1	2:21.245	32.588	45.165	1:03.492	251.2	52:44.907								

51 AF Corse								Ferrari 296 GT3 Evo							
1.Alessandro COZZI								GT3							
2.Eliseo DONNO															
1	1	4:02.172	2:01.266	49.689	1:11.217	120.7	4:02.172	1	2	3:42.162	1:38.252	55.644	1:08.266	117.3	3:42.162
2	1	8:08.486	6:17.178	43.904	1:07.404	136.0	12:10.658	2	2	2:17.824	37.076	42.012	58.736	220.4	5:59.986
3	1	7:53.843	5:59.407	46.821	1:07.615	136.4	20:04.501	3	2	2:05.624	33.595	38.788	53.241	246.0	8:05.610
4	2	3:50.101	2:12.517	40.889	56.695	129.8	23:54.602	4	2	4:50.042	36.407	47.002	3:26.633	220.9	12:55.652
5	2	2:07.943	34.408	39.758	53.777	234.8	26:02.545	5	2	2:35.680	57.896	42.387	55.397	136.9	15:31.332
6	2	2:32.324	38.256	47.492	1:06.576	242.7	28:34.869	6	2	2:06.993	34.223	39.538	53.232	242.2	17:38.325
7	2	3:59.162	2:11.093	44.452	1:03.617	116.4	32:34.031	7	2	2:08.023	36.087	38.843	53.093	234.8	19:46.348
8	1	4:02.511	2:18.602	45.676	58.233	120.4	36:36.542	8	2	2:03.510	33.126	38.432	51.952	248.3	21:49.858
9	1	2:10.600	35.125	40.604	54.871	241.1	38:47.142	9	2	2:02.757	32.913	38.090	51.754	246.6	23:52.615
10	1	2:08.342	34.022	39.614	54.676	241.1	40:55.454	10	2	2:02.705	33.116	38.207	51.382	249.4	25:55.320
11	1	2:08.002	33.650	39.596	54.756	241.1	43:03.456	11	2	2:02.592	32.560	38.579	51.453	247.7	27:57.912
12	1	2:07.547	33.605	39.396	54.546	241.6	45:11.003	12	2	2:02.102	32.419	38.287	51.396	248.8	30:00.014
13	1	2:09.180	35.259	39.586	54.335	237.9	47:20.183	13	2	2:01.806	32.345	38.141	51.320	249.4	32:01.820
14	1	2:16.607	34.627	40.499	1:01.481	242.2	49:36.790	14	2	4:26.446	33.024	38.282	3:15.140	248.3	36:28.266
15	2	3:24.487	1:51.090	39.787	53.610	143.4	53:01.277	15	2	2:26.737	50.749	38.589	57.399	150.6	38:55.003
16	2	2:10.991	32.534	38.684	59.773	244.3	55:12.268	16	2	2:04.193	32.934	38.401	52.858	248.8	40:59.196
17	2	2:03.390	32.455	38.626	52.309	243.8	57:15.658	17	2	2:03.013	32.755	38.037	52.221	249.4	43:02.209
18	2	2:04.300	32.483	38.885	52.932	244.3	59:19.958	18	2	4:25.471	32.500	37.992	3:14.979	248.8	47:27.680
19	2	2:03.329	32.386	38.597	52.346	242.7	1:01:23.287	19	1	2:36.342	51.773	38.837	4:05.702	137.8	50:03.992

54 Dinamic GT								Porsche 911 GT3 (992) EVO							
1.Reinhold KRAHN								GT3							
2.Matteo CRESSONI															
1	1	4:03.630	2:12.237	44.396	1:06.997	120.9	4:03.630	1	2	3:33.103	1:41.073	46.393	1:05.637	105.9	3:33.103
2	1	6:26.294	4:27.767	52.849	1:05.678	100.7	10:29.924	2	2	4:48.158	3:13.852	41.161	53.145	131.5	8:21.261
3	1	2:18.396	38.490	43.189	56.717	232.3	12:48.320	3	2	2:06.543	33.420	40.888	52.235	245.5	10:27.804
4	1	2:08.958	34.379	40.238	54.341	239.5	14:57.278	4	2	2:01.905	32.736	38.077	51.092	247.7	12:29.709
5	1	2:09.186	34.143	40.297	54.746	240.0	17:06.464								

62 Bretton Racing								Ligier JS P325 - Toyota							
1.Jacek ZIELONKA								LMP3 Pro/Am							
2.Léo Sami ROBINSON															
1	2	3:33.103	1:41.073	46.393	1:05.637	105.9	3:33.103	1	2	2:09.462	33.649	39.727	54.181	242.2	59:03.752
2	2	4:48.158	3:13.852	41.161	53.145	131.5	8:21.261								
3	2	2:06.543	33.420	40.888	52.235	245.5	10:27.804								
4	2	2:01.905	32.736	38.077	51.092	247.7	12:29.709								





Michelin Le Mans Cup
Le Castellet Round
Free Practice 2

Sector Analysis

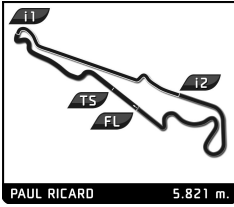
Lap under Red Flag											Invalidated Lap	Personal Best	Session Best	B Crossing the pit lane	
Lap	D	Time	Sector 1	Sector 2	Sector 3	T. Spd	Elapsed	Lap	D	Time	Sector 1	Sector 2	Sector 3	T. Spd	Elapsed
5	2	2:01.312	32.280	38.058	50.974	247.7	14:31.021	3	2	4:48.086	3:13.835	40.581	53.670	127.4	10:21.060
6	2	2:00.852	32.124	37.956	50.772	248.3	16:31.873	4	2	2:05.148	33.832	38.823	52.493	244.3	12:26.208
7	2	2:02.567	31.981	37.917	52.669	250.6	18:34.440	5	2	2:09.075	33.095	40.322	55.658	247.1	14:35.283
8	2	2:01.002	32.279	38.011	50.712	249.4	20:35.442	6	2	4:06.004	32.900	39.027	54.077	245.5	16:41.287
9	2	2:01.464	32.358	38.187	50.919	248.8	22:36.906	7	2	2:02.420	32.644	38.433	51.343	246.0	18:43.707
10	2	2:02.556	32.134	38.781	51.641	248.8	24:39.462	8	2	2:02.803	32.565	38.726	51.512	246.6	20:46.510
11	2	2:01.338	32.420	37.941	50.977	249.4	26:40.800	9	2	2:02.999	32.900	38.407	51.692	246.0	22:49.509
12	2	2:11.192 B	32.268	38.273	1:00.651	250.0	28:51.992	10	2	2:02.151	32.492	38.352	51.307	245.5	24:51.660
13	1	4:04.443	2:29.389	40.277	54.777	134.2	32:56.435	11	2	2:01.781	32.260	38.381	51.140	246.6	26:53.441
14	1	2:08.075	33.760	39.160	55.155	245.5	35:04.510	12	2	2:11.371 B	33.384	39.408	58.579	246.0	29:04.812
15	1	2:06.341	34.023	38.992	53.326	246.0	37:10.851	13	1	4:25.017	2:53.796	38.517	52.704	149.6	33:29.829
16	1	2:06.218	34.243	39.170	52.805	246.0	39:17.069	14	1	2:03.279	32.924	38.452	51.903	245.5	35:33.108
17	1	2:04.765	33.316	38.736	52.713	248.3	41:21.834	15	1	2:02.655	32.648	38.378	51.629	246.6	37:35.763
18	1	2:04.070	32.941	38.557	52.572	247.1	43:25.904	16	1	2:02.461	32.615	38.255	51.591	247.1	39:38.224
19	1	2:04.292	33.064	38.598	52.630	246.6	45:30.196	17	1	2:02.110	32.717	38.171	51.222	246.6	41:40.334
20	1	2:05.440	33.766	39.176	52.498	248.8	47:35.636	18	1	2:02.428	32.557	38.192	51.679	247.1	43:42.762
21	1	2:06.165	32.846	38.570	54.749	248.8	49:41.801	19	1	2:11.457 B	32.449	38.669	1:00.339	247.1	45:54.219
22	1	2:03.578	32.994	38.625	51.959	246.6	51:45.379	20	1	4:46.644	3:16.958	38.274	51.412	148.4	50:40.863
23	1	2:07.737	34.557	39.248	53.932	247.1	53:53.116	21	1	2:01.943	32.473	38.080	51.390	247.7	52:42.806
24	1	2:03.598	33.176	38.433	51.989	248.3	55:56.714	22	1	2:02.870	32.421	38.137	52.312	247.7	54:45.676
25	1	2:03.085	32.791	38.407	51.887	247.7	57:59.799	23	1	2:01.757	32.574	38.121	51.062	250.0	56:47.433
26	1	2:02.836	32.604	38.352	51.880	247.1	1:00:02.635	24	1	2:02.221	32.522	38.171	51.528	248.3	58:49.654
								25	1	2:03.898	33.051	38.834	52.013	250.0	1:00:53.552

66	Rinaldi Racing		Ligier JS P325 - Toyota													
	1.Steve PARROW		LMP3 Pro/Am													
	2.Mikkel Gaarde PEDERSEN															
	1	2	6:16.183 B	3:27.180	44.378	2:04.625	99.6	6:16.183								
	2	2	2:27.726	52.928	40.823	53.975	132.4	8:43.909								
	3	2	4:36.359 B	33.638	38.645	3:24.076	243.8	13:20.268								
	4	2	2:20.525	49.280	38.312	52.933	147.3	15:40.793								
	5	2	2:02.729	32.817	38.396	51.516	247.7	17:43.522								
	6	2	2:01.615	32.414	38.014	51.187	247.7	19:45.137								
	7	2	2:07.929	36.170	40.345	51.414	219.5	21:53.066								
	8	2	2:00.940	32.379	37.711	50.850	249.4	23:54.006								
	9	2	2:04.521	32.593	38.155	53.773	249.4	25:58.527								
	10	2	2:02.953	32.190	38.016	52.747	248.8	28:01.480								
	11	2	2:00.806	32.419	37.887	50.500	249.4	30:02.286								
	12	2	2:00.427	32.071	37.790	50.566	250.0	32:02.713								
	13	2	4:54.315 B	32.786	37.976	3:43.553	250.6	36:57.028								
	14	1	2:27.289	53.417	39.649	54.223	122.9	39:24.317								
	15	1	2:07.130	34.076	39.312	53.742	247.1	41:31.447								
	16	1	2:07.528	34.930	39.103	53.495	220.4	43:38.975								
	17	1	2:10.904	34.139	41.423	55.339	247.1	45:49.876								
	18	1	2:08.774	34.127	40.935	53.709	248.3	47:58.647								
	19	1	2:07.495	34.277	39.480	53.738	247.7	50:06.142								
	20	1	2:07.863	33.971	39.963	53.929	248.8	52:14.005								
	21	1	2:09.996	34.355	41.757	53.884	250.0	54:24.001								
22	1	2:06.506	33.807	39.318	53.381	247.7	56:30.507									
23	1	4:10.122 B	36.719	41.543	2:51.860	248.3	1:00:40.629									

70	Team Virage		Ligier JS P325 - Toyota													
	1.Vic STEVENS		LMP3													
	2.Jude PETERS															
	1	1	2:23.747	46.016	43.037	54.694	119.1	2:23.747								
	2	1	2:38.971	35.689	39.189	1:24.093	205.3	5:02.718								
	3	1	2:07.152	35.162	39.619	52.371	244.9	7:09.870								
	4	1	2:02.567	32.783	38.422	51.362	246.6	9:12.437								
	5	1	2:04.269	32.476	38.110	53.683	248.8	11:16.706								
	6	1	2:01.193	32.315	37.922	50.956	246.0	13:17.899								
	7	1	2:02.911	32.965	37.954	51.992	247.7	15:20.810								
	8	1	2:01.441	32.057	38.054	51.330	247.7	17:22.251								
	9	1	2:02.548	32.636	38.205	51.707	247.7	19:24.799								
	10	1	2:05.556	32.452	38.118	54.986	248.8	21:30.355								
	11	1	2:07.430 B	32.347	38.075	57.008	247.1	23:37.785								
	12	2	4:36.606	3:05.832	38.717	52.957	149.6	28:14.391								
	13	2	2:02.709	32.491	38.418	51.800	247.1	30:17.100								
	14	2	2:02.677	32.432	38.247	51.998	246.6	32:19.777								
	15	2	2:04.057	32.296	40.005	51.756	247.7	34:23.834								
	16	2	2:02.654	32.971	38.140	51.543	248.3	36:26.488								
	17	2	2:01.717	32.153	38.057	51.507	247.7	38:28.205								
	18	2	2:01.742	32.133	38.222	51.387	248.3	40:29.947								
	19	2	2:02.304	32.414	38.174	51.719	248.8	42:32.251								
	20	2	2:04.331	33.474	39.224	51.633	250.6	44:36.582								
	21	2	2:01.799	32.264	38.092	51.443	247.7	46:38.381								
22	2	2:01.913	32.063	38.272	51.578	249.4	48:40.294									
23	2	2:02.291	32.424	38.309	51.558	250.0	50:42.585									
24	2	2:01.416	32.091	38.040	51.285	248.3	52:44.001									
25	2	2:08.875 B	32.080	38.196	58.599	250.0	54:52.876									
26	1	5:01.059 B	3:14.047	44.200	1:02.812	120.9	59:53.935									

68	M Racing		Ligier JS P325 - Toyota												
	1.Haydn CHANCE		LMP3												
	2.Nazareno LOPEZ CESAR/														
1	2	3:07.899	1:20.140	45.246	1:02.513	123.9	3:07.899								
2	2	2:25.075 B	38.271	42.087	1:04.717	239.5	5:32.974								





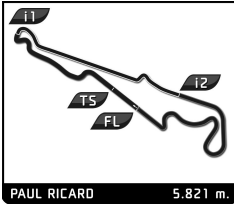
Michelin Le Mans Cup
Le Castellet Round
Free Practice 2

Sector Analysis

Lap under Red Flag Invalidated Lap Personal Best Session Best Crossing the pit lane

Lap	D	Time	Sector 1	Sector 2	Sector 3	T. Spd	Elapsed	Lap	D	Time	Sector 1	Sector 2	Sector 3	T. Spd	Elapsed
71	Rinaldi Racing 1.Stefan AUST 2.Felipe FERNANDEZ-LASE							Ligier JS P325 - Toyota LMP3 Pro/Am							
1	2	6:45.761	B	2:39.213	43.608	3:22.940	109.6	6:45.761							
2	2	3:50.792	B	55.137	53.720	2:01.935	125.3	10:36.553							
3	2	2:27.745		53.148	40.292	54.305	135.7	13:04.298							
4	2	2:04.082		33.469	38.690	51.923	245.5	15:08.380							
5	2	2:02.452		32.742	38.507	51.203	248.3	17:10.832							
6	2	2:01.270		32.322	38.117	50.831	246.0	19:12.102							
7	2	2:00.207		31.966	37.658	50.583	247.7	21:12.309							
8	2	1:59.993		31.931	37.593	50.469	247.7	23:12.302							
9	2	4:23.307	B	32.563	38.173	3:12.571	248.8	27:35.609							
10	2	2:17.533		48.597	37.984	50.952	150.4	29:53.142							
11	2	2:00.049		31.901	37.580	50.568	248.8	31:53.191							
12	2	2:02.695		32.776	37.896	52.023	248.3	33:55.886							
13	2	2:06.239		32.484	37.739	56.016	250.0	36:02.125							
14	2	4:43.925	B	31.999	37.607	3:34.319	248.8	40:46.050							
15	2	2:20.953		48.222	38.811	53.920	151.0	43:07.003							
16	2	2:01.291		32.339	37.909	51.043	247.1	45:08.294							
17	2	4:21.689	B	32.838	37.880	3:10.971	248.3	49:29.983							
18	1	2:22.245		50.663	38.796	52.786	150.6	51:52.228							
19	1	2:04.833		33.021	38.374	53.438	248.3	53:57.061							
20	1	2:03.166		32.895	38.446	51.825	248.8	56:00.227							
21	1	2:03.428		32.950	38.316	52.162	248.8	58:03.655							
22	1	2:02.992		32.826	38.306	51.860	250.6	1:00:06.647							
77	SMC Motorsport 1.Gonzalo DE ANDRES MAF 2.Jean-Baptiste SIMMENAUI							McLaren 720S GT3 Evo GT3							
1	1	5:31.650	B	3:35.360	47.769	1:08.521	92.1	5:31.650							
2	1	3:50.690	B	1:56.808	44.897	1:08.985	109.5	9:22.340							
3	1	3:51.336		1:54.607	52.963	1:03.766	104.7	13:13.676							
4	1	2:21.164		40.278	43.373	57.513	229.3	15:34.840							
5	1	2:16.183		34.472	41.288	1:00.423	239.5	17:51.023							
6	1	2:16.573		38.404	41.310	56.859	225.9	20:07.596							
7	1	2:15.104		35.320	40.750	59.034	240.5	22:22.700							
8	1	2:08.233		33.999	40.019	54.215	241.1	24:30.933							
9	1	2:07.234		33.555	39.654	54.025	242.2	26:38.167							
10	1	2:06.314		33.077	39.470	53.767	241.1	28:44.481							
11	1	2:12.709		34.908	41.338	56.463	243.2	30:57.190							
12	1	2:06.705		33.405	39.349	53.951	242.7	33:03.895							
13	1	2:17.146		36.414	46.015	54.717	243.8	35:21.041							
14	1	2:07.666		33.209	39.633	54.824	242.2	37:28.707							
15	1	2:14.331	B	33.559	39.486	1:01.286	244.3	39:43.038							
16	2	4:35.807		3:01.603	39.468	54.736	144.0	44:18.845							
17	2	2:05.181		33.045	39.033	53.103	242.7	46:24.026							
18	2	2:04.785		33.054	38.567	53.164	243.8	48:28.811							
19	2	2:04.593		33.351	38.629	52.613	244.3	50:33.404							
20	2	2:03.988		32.510	38.737	52.741	250.6	52:37.392							
21	2	2:03.775		32.647	38.605	52.523	244.9	54:41.167							
22	2	2:03.594		32.433	38.810	52.351	244.9	56:44.761							
23	2	2:04.531		33.039	38.785	52.707	244.9	58:49.292							
24	2	2:06.452		32.692	39.381	54.379	245.5	1:00:55.744							
85	R-ace GP 1.Daniel FROST 2.Enzo PEUGEOT							Duqueine D09 - Toyota LMP3							
1	1	4:20.258		2:42.196	42.725	55.337	130.1	4:20.258							
2	1	2:03.983		33.668	38.773	51.542	237.4	6:24.241							
3	1	2:03.022		32.581	38.578	51.863	244.3	8:27.263							
4	1	2:03.985		33.092	37.868	53.025	248.3	10:31.248							
5	1	2:01.393		32.777	37.850	50.766	247.1	12:32.641							
6	1	2:01.101		32.091	37.858	51.152	246.0	14:33.742							
7	1	2:01.072		32.234	37.998	50.840	247.1	16:34.814							
8	1	2:02.502		32.038	37.808	52.656	246.0	18:37.316							
9	1	2:00.740		32.045	38.085	50.640	247.1	20:38.056							
10	1	2:03.746		32.046	38.852	52.878	246.6	22:41.802							
11	1	2:01.215		32.106	37.909	51.200	245.5	24:43.017							
12	1	2:00.861		32.133	38.027	50.704	246.6	26:43.878							
13	1	2:06.500	B	34.842	37.717	56.941	247.1	28:50.378							
14	2	4:34.297		3:04.496	38.371	51.430	148.6	33:24.675							
15	2	2:01.167		32.244	37.847	51.109	244.3	35:25.842							
16	2	2:01.927		32.083	37.968	51.876	247.7	37:27.769							
17	2	2:02.394		34.858	37.824	52.712	246.0	39:30.163							
18	2	2:01.416		32.521	37.831	51.064	243.8	41:31.579							
19	2	2:00.125		31.754	37.677	50.694	247.7	43:31.704							
20	2	1:59.910		31.705	37.787	50.418	245.5	45:31.614							
21	2	2:01.188		32.319	38.331	50.538	247.7	47:32.802							
22	2	1:59.904		31.694	37.819	50.394	247.1	49:32.706							
23	2	1:59.609		31.624	37.699	50.286	247.1	51:32.315							
24	2	1:59.886		31.647	37.707	50.532	247.1	53:32.201							
25	2	2:00.350		31.581	38.121	50.648	247.7	55:32.551							
26	2	2:00.722		32.073	38.025	50.624	247.7	57:33.273							
27	2	2:04.945		32.256	39.359	53.330	247.7	59:38.218							
28	2	1:59.764		31.665	37.655	50.444	247.1	1:01:37.982							
86	R-ace GP 1.Zack SCOULAR 2.Léna BÜHLER							Duqueine D09 - Toyota LMP3							
1	1	4:16.184		2:41.170	41.398	53.616	134.2	4:16.184							
2	1	2:03.646		33.422	38.710	51.514	241.6	6:19.830							
3	1	2:02.922		32.925	39.019	50.978	244.3	8:22.752							
4	1	2:01.706		32.335	38.157	51.214	246.6	10:24.458							
5	1	2:01.489		32.066	37.964	51.459	246.0	12:25.947							
6	1	2:00.588		31.988	37.926	50.674	245.5	14:26.535							
7	1	2:00.929		32.036	37.993	50.900	246.0	16:27.464							
8	1	2:01.686		32.420	38.385	50.881	246.6	18:29.150							
9	1	2:01.185		32.033	37.919	51.233	245.5	20:30.335							
10	1	2:01.166		32.150	38.165	50.851	244.9	22:31.501							
11	1	2:01.973		32.864	38.048	51.064	245.5	24:33.474							
12	1	2:08.302	B	32.474	38.547	57.584	246.0	26:41.776							
13	2	4:53.190		3:19.998	38.806	54.386	121.6	31:34.966							
14	2	2:02.848		32.616	38.338	51.894	245.5	33:37.814							
15	2	2:02.514		32.420	38.027	52.067	246.0	35:40.328							
16	2	2:01.951		32.386	38.120	51.445	247.1	37:42.279							
17	2	2:01.738		32.188	38.349	51.201	247.1	39:44.017							
18	2	2:01.970		32.723	38.164	51.083	248.3	41:45.987							
19	2	2:00.917		32.294	37.807	50.816	247.7	43:46.904							





Michelin Le Mans Cup
Le Castellet Round
Free Practice 2

Sector Analysis

PAUL RICARD 5.821 m.

Lap under Red Flag Invalidated Lap Personal Best Session Best B Crossing the pit lane

Lap	D	Time	Sector 1	Sector 2	Sector 3	T. Spd	Elapsed	Lap	D	Time	Sector 1	Sector 2	Sector 3	T. Spd	Elapsed
20	2	2:02.054	32.048	37.975	52.031	247.1	45:48.958	15	1	2:10.459	34.107	40.379	55.973	238.9	44:22.901
21	2	2:02.191	32.253	38.149	51.789	247.7	47:51.149	16	1	2:09.434	33.839	40.316	55.279	239.5	46:32.335
22	2	2:01.667	32.297	37.981	51.389	248.3	49:52.816	17	1	2:11.884	34.209	41.828	55.847	239.5	48:44.219
23	2	2:01.281	32.134	37.823	51.324	247.7	51:54.097	18	1	2:08.939	33.959	40.301	54.679	240.0	50:53.158
24	2	2:01.593	32.118	38.000	51.475	247.7	53:55.690	19	1	2:13.298	34.773	42.730	55.795	240.0	53:06.456
25	2	2:01.591	31.959	38.238	51.394	248.3	55:57.281	20	1	2:14.473	37.752	41.594	55.127	240.5	55:20.929
26	2	2:05.636	32.738	38.053	54.845	249.4	58:02.917	21	1	2:09.814	34.145	40.338	55.331	240.0	57:30.743
27	2	2:33.160 B	32.087	37.767	1:23.306	247.7	1:00:36.077	22	1	2:10.839	34.498	41.761	54.580	241.1	59:41.582
								23	1	2:24.589 B	34.013	40.784	1:09.792	240.0	1:02:06.171

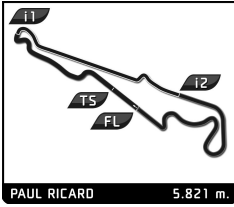
87		CLX Motorsport	Ligier JS P325 - Toyota LMP3												
		1.Alexander JACOBY													
		2.Kevin RABIN													
1	2	2:11.877	38.373	40.017	53.487	139.9	2:11.877								
2	2	2:06.585	33.191	39.662	53.732	243.2	4:18.462								
3	2	2:02.789	32.582	38.468	51.739	246.6	6:21.251								
4	2	2:02.966	32.624	38.792	51.550	248.3	8:24.217								
5	2	2:01.825	32.357	38.066	51.402	248.8	10:26.042								
6	2	2:01.595	32.310	38.200	51.085	248.3	12:27.637								
7	2	2:01.801	32.405	38.353	51.043	249.4	14:29.438								
8	2	2:01.617	32.228	38.168	51.221	248.8	16:31.055								
9	2	2:01.281	32.055	38.165	51.061	247.7	18:32.336								
10	2	2:01.075	32.072	37.960	51.043	248.8	20:33.411								
11	2	2:07.415 B	32.341	37.917	57.157	250.0	22:40.826								
12	1	4:17.789	2:47.020	38.771	51.998	151.0	26:58.615								
13	1	2:02.699	32.680	38.173	51.846	247.7	29:01.314								
14	1	2:02.075	32.570	38.147	51.358	247.7	31:03.389								
15	1	2:01.922	32.091	38.334	51.497	249.4	33:05.311								
16	1	2:02.567	32.486	38.073	52.008	250.0	35:07.878								
17	1	2:03.286	32.392	38.294	52.603	248.8	37:11.164								
18	1	2:03.288	33.351	38.181	51.756	249.4	39:14.452								
19	1	2:01.709	32.216	38.064	51.429	249.4	41:16.161								
20	1	2:01.668	32.254	37.973	51.441	249.4	43:17.829								
21	1	2:04.749	32.189	38.099	51.461	249.4	45:19.578								
22	1	2:02.196	32.490	37.904	51.802	251.7	47:21.774								
23	1	2:11.095 B	33.088	38.709	59.298	251.7	49:32.869								
24	2	5:06.541 B	3:15.029	45.580	1:05.932	130.3	54:39.410								
25	2	4:42.037 B	3:05.093	38.823	58.121	148.4	59:21.447								

91		Ecurie Ecosse Blackthorn	Aston Martin Vantage AMR GT3 Evo GT3												
		1.Claude BOVET													
		2.Tom CANNING													
1	1	3:13.442	1:25.821	47.224	1:00.397	120.0	3:13.442								
2	1	2:14.792	36.707	41.168	56.917	240.5	5:28.234								
3	1	2:10.847	35.022	40.193	55.632	242.2	7:39.081								
4	1	2:09.345	34.713	40.115	54.517	242.7	9:48.426								
5	1	2:17.311 B	34.607	40.539	1:02.165	243.2	12:05.737								
6	2	4:38.940	3:05.021	39.467	54.452	126.2	16:44.677								
7	2	2:04.966	33.209	38.903	52.854	243.8	18:49.643								
8	2	2:04.170	33.018	38.760	52.392	243.8	20:53.813								
9	2	2:04.067	32.798	38.907	52.362	244.3	22:57.880								
10	2	2:03.752	32.783	38.754	52.215	243.8	25:01.632								
11	2	2:05.412	33.870	38.947	52.595	244.9	27:07.044								
12	2	2:04.816	32.804	39.045	52.967	244.3	29:11.860								
13	2	2:11.751 B	32.886	38.839	1:00.026	244.9	31:23.611								
14	1	4:43.165	3:06.440	40.281	56.444	135.0	36:06.776								
15	1	2:11.776	36.101	41.065	54.610	224.1	38:18.552								
16	1	2:08.668	33.988	40.089	54.591	244.3	40:27.220								
17	1	2:08.607	34.396	40.372	53.839	244.3	42:35.827								
18	1	2:09.413	34.655	40.474	54.284	244.9	44:45.240								
19	1	2:08.537	34.226	39.548	54.763	244.3	46:53.777								
20	1	2:10.526	34.824	40.250	55.452	243.8	49:04.303								
21	1	2:09.683	34.148	40.358	55.177	244.9	51:13.986								
22	1	2:18.930 B	33.836	39.667	1:05.427	246.0	53:32.916								
23	2	4:39.031	3:06.105	39.247	53.679	124.4	58:11.947								
24	2	2:05.789	33.024	38.896	53.869	246.0	1:00:17.736								

88		AF Corse	Ferrari 296 GT3 Evo GT3												
		1.Rey ACOSTA III													
		2.Marco Erminio BONANOM													
1	2	3:42.528 B	1:48.362	47.366	1:06.800	123.0	3:42.528								
2	2	7:55.633	6:14.193	42.998	58.442	137.6	11:38.161								
3	2	2:11.249	34.835	41.221	55.193	228.8	13:49.410								
4	2	2:18.275 B	33.809	39.486	1:04.980	240.5	16:07.685								
5	2	3:34.531 B	1:47.855	43.306	1:03.370	131.1	19:42.216								
6	2	3:18.383	1:41.868	41.327	55.188	135.3	23:00.599								
7	2	2:08.251	33.968	39.644	54.639	240.5	25:08.850								
8	2	2:06.328	33.255	39.658	53.415	241.1	27:15.178								
9	2	2:05.620	33.287	39.130	53.203	240.5	29:20.798								
10	2	2:05.390	33.102	39.187	53.101	240.5	31:26.188								
11	2	2:07.708	33.053	39.710	54.945	240.5	33:33.896								
12	2	2:12.626 B	33.173	39.287	1:00.166	242.7	35:46.522								
13	1	4:16.764	2:39.740	40.625	56.399	102.8	40:03.286								
14	1	2:09.156	34.490	40.287	54.379	240.0	42:12.442								

92		Forestier Racing by VPS	Ligier JS P325 - Toyota LMP3												
		1.Sebastian BACH													
		2.Lucas FECURY													
1	1	5:04.155 B	57.607	44.522	3:22.026	119.1	5:04.155								
2	1	2:25.316	52.355	40.358	52.603	133.3	7:29.471								
3	1	2:03.530	32.855	38.559	52.116	242.2	9:33.001								
4	1	2:03.017	32.331	38.215	52.471	247.1	11:36.018								
5	1	2:01.170	32.293	37.829	51.048	246.6	13:37.188								
6	1	2:02.296	32.952	38.010	51.334	248.3	15:39.484								
7	1	2:01.079	31.816	38.557	50.706	247.7	17:40.563								
8	1	2:00.474	32.285	37.638	50.551	247.7	19:41.037								
9	1	1:59.755	31.785	37.608	50.362	246.6	21:40.792								
10	1	2:00.270	32.174	37.517	50.579	248.3	23:41.062								
11	1	2:04.047	32.766	37.721	50.560	248.3	25:42.109								
12	1	2:00.482	34.760	38.121	50.601	247.7	27:42.591								
13	1	1:59.927	31.775	37.598	50.554	247.7	29:42.518								
14	1	4:24.030 B	32.445	38.706	3:12.879	249.4	34:06.548								





Michelin Le Mans Cup
Le Castellet Round
Free Practice 2

Sector Analysis

PAUL RICARD 5.821 m.

Lap under Red Flag Invalidated Lap Personal Best Session Best B Crossing the pit lane

Lap	D	Time	Sector 1	Sector 2	Sector 3	T. Spd	Elapsed	Lap	D	Time	Sector 1	Sector 2	Sector 3	T. Spd	Elapsed
15	2	2:24.244	52.167	39.212	52.865	140.1	36:30.792	12	1	2:10.635	33.924	39.195	57.516	246.6	27:59.259
16	2	2:03.381	33.310	38.492	51.579	247.7	38:34.173	13	1	2:10.701	35.142	40.265	55.294	247.7	30:09.960
17	2	2:01.656	32.556	38.136	50.964	247.1	40:35.829	14	1	4:35.843B	34.913	41.143	3:19.787	247.7	34:45.803
18	2	2:01.212	32.237	37.985	50.990	248.3	42:37.041	15	2	2:20.125	49.519	38.970	51.636	144.0	37:05.928
19	2	2:04.541	32.755	38.625	53.161	250.0	44:41.582	16	2	2:04.943	32.310	37.989	54.644	247.7	39:10.871
20	2	2:03.614	34.388	38.075	51.151	250.0	46:45.196	17	2	2:00.545	32.166	37.860	50.519	248.8	41:11.416
21	2	2:01.064	32.169	37.923	50.972	248.8	48:46.260	18	2	2:00.214	31.974	37.841	50.399	248.3	43:11.630
22	2	2:02.537	32.417	38.703	51.417	249.4	50:48.797	19	2	4:23.993B	32.151	37.875	3:13.967	248.3	47:35.623
23	2	2:01.550	32.392	38.051	51.107	251.2	52:50.347	20	1	2:26.140	52.681	39.744	53.715	140.6	50:01.763
24	2	2:01.046	32.271	37.845	50.930	249.4	54:51.393	21	1	2:05.857	33.407	39.158	53.292	248.3	52:07.620
25	2	2:01.793	32.191	38.056	51.546	250.6	56:53.186	22	1	2:17.660	36.593	40.025	1:01.042	248.3	54:25.280
26	2	2:04.580	32.862	38.912	52.806	248.8	58:57.766	23	1	2:09.545	34.238	39.358	55.949	248.3	56:34.825
27	2	2:01.496	32.223	38.052	51.221	249.4	1:00:59.262	24	1	2:07.365	34.062	39.618	53.685	248.3	58:42.190
								25	1	2:06.331	34.003	39.051	53.277	247.1	1:00:48.521

97 **CLX Motorsport** Ligier JS P325 - Toyota LMP3
1.Cédric OLTRAMARE
2.David DROUX

1	2	2:41.814B	50.353	44.615	1:06.846	100.8	2:41.814
2	2	5:46.168	4:11.487	41.292	53.389	136.2	8:27.982
3	2	2:03.918	33.347	38.563	52.008	247.1	10:31.900
4	2	2:02.889	32.848	38.120	51.921	247.7	12:34.789
5	2	2:00.952	32.552	37.839	50.561	248.3	14:35.741
6	2	2:02.599	32.778	38.185	51.636	250.0	16:38.340
7	2	2:00.340	31.786	37.885	50.669	247.7	18:38.680
8	2	2:06.949B	31.875	37.718	57.356	248.3	20:45.629
9	2	8:51.483	7:21.972	37.971	51.540	151.3	29:37.112
10	2	2:02.209	32.002	37.774	52.433	247.7	31:39.321
11	2	2:04.379	32.416	37.812	54.151	248.8	33:43.700
12	2	2:00.509	31.934	37.946	50.629	248.8	35:44.209
13	2	2:03.774	31.745	38.067	53.962	248.3	37:47.983
14	2	2:07.018B	31.975	37.939	57.104	249.4	39:55.001
15	1	4:39.727	3:08.401	38.654	52.672	145.2	44:34.728
16	1	2:02.556	32.661	38.269	51.626	248.3	46:37.284
17	1	2:02.341	32.593	38.404	51.344	248.8	48:39.625
18	1	2:05.107	32.774	38.270	54.063	248.3	50:44.732
19	1	2:03.121	32.791	38.530	51.800	250.0	52:47.853
20	1	2:01.977	32.521	38.162	51.294	248.8	54:49.830
21	1	2:02.692	32.342	38.815	51.535	248.3	56:52.522
22	1	2:01.706	32.273	38.151	51.282	250.0	58:54.228
23	1	2:02.397	32.390	38.197	51.810	249.4	1:00:56.625

98 **Motorsport98** Ligier JS P325 - Toyota LMP3 Pro/Am
1.Eric DE DONCKER
2.Gillian HENRION

1	2	2:35.484	58.674	41.711	55.099	121.2	2:35.484
2	2	2:04.260	33.222	38.202	52.836	246.0	4:39.744
3	2	2:00.498	32.390	37.762	50.346	246.6	6:40.242
4	2	2:01.440	32.451	37.735	51.254	248.3	8:41.682
5	2	2:00.029	32.064	37.700	50.265	248.3	10:41.711
6	2	2:02.012	32.046	37.721	52.245	248.8	12:43.723
7	2	2:03.417	32.334	39.113	51.970	249.4	14:47.140
8	2	2:00.316	32.063	37.780	50.473	248.8	16:47.456
9	2	4:21.737B	31.957	37.969	3:11.811	248.8	21:09.193
10	1	2:31.066	56.490	40.073	54.503	96.7	23:40.259
11	1	2:08.365	34.699	39.741	53.925	246.6	25:48.624

99 **More Motorsport** Ligier JS P325 - Toyota LMP3
1.Max VAN DER SNEL
2.Tim GERHARDS

1	1	2:40.724	52.436	47.457	1:00.831	124.4	2:40.724
2	1	2:18.430	38.886	42.264	57.280	215.1	4:59.154
3	1	2:18.757B	36.861	40.504	1:01.392	230.8	7:17.911
4	1	2:23.451	49.690	39.526	54.235	149.8	9:41.362
5	1	7:26.362B	33.245	39.695	6:13.422	246.6	17:07.724
6	2	4:48.514B	53.270	38.820	3:16.424	121.5	21:56.238
7	1	2:23.377	51.489	38.988	52.900	130.8	24:19.615
8	1	2:02.070	32.500	38.181	51.389	247.1	26:21.685
9	1	4:27.336B	32.380	38.158	3:16.798	248.3	30:49.021
10	2	2:20.072	49.362	38.395	52.315	146.1	33:09.093
11	2	2:02.274	32.776	38.156	51.342	249.4	35:11.367
12	2	2:06.974	33.763	41.340	51.871	248.8	37:18.341
13	2	4:41.393B	32.566	38.256	3:30.571	248.8	41:59.734

