

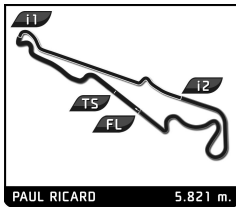
Michelin Le Mans Cup
Le Castellet Round
Race

Sector Analysis

Lap under Red Flag Invalidated Lap Personal Best Session Best Crossing the pit lane

Lap	D	Time	Sector 1	Sector 2	Sector 3	T. Spd	Elapsed	Lap	D	Time	Sector 1	Sector 2	Sector 3	T. Spd	Elapsed
4 Nielsen Racing 1. Jules CARANTA 2. Mikaeel PITAMBER Duqueine D09 - Toyota LMP3								5 23Events Racing 1. Isaac BARASHI 2. Matteo Franco SEGRE Ligier JS P325 - Toyota LMP3							
1	2	2:27.471	36.180	39.136	1:12.155		2:27.471	51	1	2:00.851	32.005	38.277	50.569	244.9	1:55:23.460
2	2	4:04.952	55.547	1:32.111	1:37.294		6:32.423	52	1	2:01.052	32.302	38.084	50.666	246.0	1:57:24.512
3	2	3:58.121	1:00.447	1:25.786	1:31.888		10:30.544	53	1	2:00.332	31.762	37.939	50.631	243.8	1:59:24.844
4	2	3:47.640	59.670	1:18.426	1:29.544		14:18.184	54	1	2:01.227	31.899	37.850	51.478	244.3	2:01:26.071
5	2	3:25.873	59.129	1:09.986	1:16.758	131.4	17:44.057	1	1	2:32.166	38.575	39.606	1:13.985		2:32.166
6	2	2:55.398	44.535	49.328	1:21.535	158.1	20:39.455	2	1	4:05.200	56.256	1:31.871	1:37.073		6:37.366
7	2	2:02.065	32.769	38.215	51.081	246.0	22:41.520	3	1	3:58.538	1:00.948	1:25.955	1:31.635		10:35.904
8	2	2:01.847	32.301	38.257	51.289	245.5	24:43.367	4	1	3:48.134	1:00.048	1:18.335	1:29.751		14:24.038
9	2	2:01.407	32.386	38.089	50.932	245.5	26:44.774	5	1	3:25.069	58.473	1:09.446	1:17.150		17:49.107
10	2	2:01.718	32.256	38.286	51.176	245.5	28:46.492	6	1	2:53.784	44.411	48.736	1:20.637	193.9	20:42.891
11	2	2:01.679	32.388	38.257	51.034	244.3	30:48.171	7	1	2:04.618	33.620	38.820	52.178	248.3	22:47.509
12	2	2:02.286	32.722	38.359	51.205	246.6	32:50.457	8	1	2:03.842	32.936	38.403	52.503	249.4	24:51.351
13	2	2:01.936	32.450	38.316	51.170	244.9	34:52.393	9	1	2:03.065	32.702	38.380	51.983	250.6	26:54.416
14	2	2:02.189	32.297	38.168	51.724	244.3	36:54.582	10	1	2:02.840	32.986	38.146	51.708	248.3	28:57.256
15	2	2:03.694	33.982	38.244	51.468	244.9	38:58.276	11	1	2:02.352	32.562	38.682	51.108	250.0	30:59.608
16	2	2:03.590	33.145	38.821	51.624	245.5	41:01.866	12	1	2:01.901	32.498	38.067	51.336	249.4	33:01.509
17	2	2:01.900	32.564	38.149	51.187	245.5	43:03.766	13	1	2:01.454	32.377	38.179	50.898	248.8	35:02.963
18	2	2:08.342 B	32.566	38.307	57.469	245.5	45:12.108	14	1	2:01.515	32.319	38.053	51.143	250.0	37:04.478
19	2	2:18.209	48.290	38.390	51.529	152.3	47:30.317	15	1	2:01.688	32.465	38.163	51.060	249.4	39:06.166
20	2	2:02.144	32.730	38.136	51.278	245.5	49:32.461	16	1	2:01.608	32.448	38.171	50.989	250.6	41:07.774
21	2	2:08.574 B	32.355	38.262	57.957	245.5	51:41.035	17	1	2:01.621	32.424	38.106	51.091	248.8	43:09.395
22	1	4:42.894	3:10.039	40.296	52.559	130.3	56:23.929	18	1	2:01.479	32.401	38.082	50.996	250.0	45:10.874
23	1	2:03.520	33.013	38.771	51.736	243.2	58:27.449	19	1	2:01.637	32.284	38.219	51.134	249.4	47:12.511
24	1	2:03.333	33.001	38.700	51.632	244.9	1:00:30.782	20	1	2:01.968	32.276	38.126	51.566	251.7	49:14.479
25	1	2:02.999	32.566	38.690	51.743	244.9	1:02:33.781	21	1	2:01.663	32.482	38.022	51.159	248.8	51:16.142
26	1	2:02.814	32.497	38.668	51.649	245.5	1:04:36.595	22	1	2:02.984	32.336	38.242	52.406	249.4	53:19.126
27	1	2:02.554	32.567	38.473	51.514	244.9	1:06:39.149	23	1	2:08.661 B	32.318	38.398	57.945	249.4	55:27.787
28	1	2:02.394	32.370	38.283	51.741	244.9	1:08:41.543	24	2	4:50.351	3:14.262	41.733	54.356	142.3	1:00:18.138
29	1	2:04.836	33.616	38.452	52.768	248.8	1:10:46.379	25	2	2:04.162	33.532	38.854	51.776	245.5	1:02:22.300
30	1	2:02.990	32.827	38.413	51.750	242.7	1:12:49.369	26	2	2:04.432	32.751	38.794	52.887	247.7	1:04:26.732
31	1	2:02.365	32.693	38.282	51.390	250.0	1:14:51.734	27	2	2:02.279	32.770	38.556	50.953	249.4	1:06:29.011
32	1	2:02.564	32.733	38.374	51.457	247.7	1:16:54.298	28	2	2:02.344	32.210	38.024	52.110	248.8	1:08:31.355
33	1	2:02.195	32.570	38.207	51.418	246.6	1:18:56.493	29	2	2:03.798	33.006	38.468	52.324	244.9	1:10:35.153
34	1	2:01.872	32.253	38.138	51.481	245.5	1:20:58.365	30	2	2:03.270	32.815	38.518	51.937	244.9	1:12:38.423
35	1	2:01.812	32.276	38.116	51.420	245.5	1:23:00.177	31	2	2:02.545	32.574	38.392	51.579	244.3	1:14:40.968
36	1	2:02.355	32.667	38.127	51.561	247.1	1:25:02.532	32	2	2:02.570	32.334	38.226	52.010	246.0	1:16:43.538
37	1	2:02.237	32.314	38.111	51.812	246.6	1:27:04.769	33	2	2:03.325	32.622	38.538	52.165	246.0	1:18:46.863
38	1	2:02.189	32.595	38.065	51.529	244.9	1:29:06.958	34	2	2:02.034	32.483	38.169	51.382	247.1	1:20:48.897
39	1	2:04.930	32.531	38.213	51.186	245.5	1:31:08.888	35	2	2:02.822	32.512	38.482	51.828	246.6	1:22:51.719
40	1	2:01.402	32.076	38.120	51.206	245.5	1:33:10.290	36	2	2:04.929	32.659	39.231	53.039	247.1	1:24:56.648
41	1	2:02.034	32.181	38.078	51.775	244.3	1:35:12.324	37	2	2:03.893	33.304	38.696	51.893	243.8	1:27:00.541
42	1	2:01.531	32.295	38.046	51.190	246.6	1:37:13.855	38	2	2:02.620	33.031	38.173	51.416	248.8	1:29:03.161
43	1	2:01.497	32.086	37.866	51.545	244.9	1:39:15.352	39	2	2:01.913	32.219	38.266	51.428	248.8	1:31:05.074
44	1	2:02.457	32.959	38.167	51.331	250.0	1:41:17.809	40	2	2:01.963	32.484	38.231	51.248	247.7	1:33:07.037
45	1	2:01.093	32.112	38.001	50.980	244.3	1:43:18.902	41	2	2:02.938	32.965	38.582	51.391	248.8	1:35:09.975
46	1	2:01.029	31.887	38.083	51.059	244.9	1:45:19.931	42	2	2:01.618	32.158	38.041	51.419	247.7	1:37:11.593
47	1	2:00.937	32.048	38.036	50.883	243.8	1:47:20.868	43	2	2:01.359	32.323	38.187	50.849	245.5	1:39:12.952
48	1	2:00.717	31.942	38.004	50.771	244.3	1:49:21.585	44	2	2:01.147	32.163	38.009	50.975	247.7	1:41:14.099
49	1	2:00.705	32.091	37.795	50.819	244.3	1:51:22.290	45	2	2:01.620	32.220	38.263	51.137	247.1	1:43:15.719
50	1	2:00.319	32.031	37.789	50.499	244.9	1:53:22.609	46	2	2:01.148	32.148	38.125	50.875	246.6	1:45:16.867





Michelin Le Mans Cup
Le Castellet Round
Race

Sector Analysis

Lap under Red Flag Invalidated Lap Personal Best Session Best Crossing the pit lane

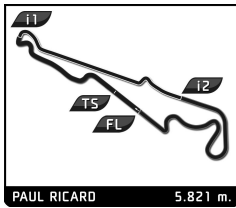
Lap	D	Time	Sector 1	Sector 2	Sector 3	T. Spd	Elapsed	Lap	D	Time	Sector 1	Sector 2	Sector 3	T. Spd	Elapsed
47	2	2:01.257	32.126	38.256	50.875	245.5	1:47:18.124	43	1	2:01.814	32.330	38.117	51.367	247.7	1:39:35.540
48	2	2:01.319	32.151	38.279	50.889	245.5	1:49:19.443	44	1	2:04.219	33.533	38.927	51.759	248.8	1:41:39.759
49	2	2:01.503	32.402	38.184	50.917	246.6	1:51:20.946	45	1	2:02.083	32.451	38.180	51.452	244.9	1:43:41.842
50	2	2:00.831	32.026	38.011	50.794	246.6	1:53:21.777	46	1	2:01.826	32.308	38.054	51.464	245.5	1:45:43.668
51	2	2:00.686	32.082	37.908	50.696	246.0	1:55:22.463	47	1	2:03.100	32.633	38.272	52.195	246.6	1:47:46.768
52	2	2:03.377	32.577	39.170	51.630	247.7	1:57:25.840	48	1	2:02.715	33.228	38.106	51.381	249.4	1:49:49.483
53	2	2:01.436	32.102	38.356	50.978	247.7	1:59:27.276	49	1	2:03.644	32.736	39.321	51.587	245.5	1:51:53.127
54	2	2:01.409	32.132	38.156	51.121	247.1	2:01:28.685	50	1	2:03.193	33.200	38.463	51.530	245.5	1:53:56.320

6 ANS Motorsport Ligier JS P325 - Toyota LMP3
1.Mikkel KRISTENSEN ILLAI
2.Arthur PAVIE

1	2	2:40.894	41.512	42.435	1:16.947		2:40.894
2	2	4:04.609	56.487	1:38.967	1:29.155		6:45.503
3	2	3:58.722	1:02.328	1:29.173	1:27.221	129.2	10:44.225
4	2	3:46.980	1:00.531	1:22.062	1:24.387		14:31.205
5	2	3:25.595	1:01.030	1:09.908	1:14.657		17:56.800
6	2	2:52.453	45.282	49.580	1:17.591	130.8	20:49.253
7	2	2:06.416	33.870	39.348	53.198	244.9	22:55.669
8	2	2:05.627	33.458	39.085	53.084	246.0	25:01.296
9	2	2:04.359	33.343	38.836	52.180	246.0	27:05.655
10	2	2:03.887	32.932	38.835	52.120	247.7	29:09.542
11	2	2:03.873	33.243	38.638	51.992	247.1	31:13.415
12	2	2:03.515	32.896	38.598	52.021	247.7	33:16.930
13	2	2:04.149	33.038	38.854	52.257	250.6	35:21.079
14	2	2:04.616	33.250	38.851	52.515	249.4	37:25.695
15	2	2:05.289	33.851	38.635	52.803	248.3	39:30.984
16	2	2:03.973	32.943	39.234	51.796	248.3	41:34.957
17	2	2:02.718	32.510	38.559	51.649	247.1	43:37.675
18	2	2:02.632	32.666	38.539	51.427	247.1	45:40.307
19	2	2:02.123	32.507	38.231	51.385	246.6	47:42.430
20	2	2:03.708	33.096	38.671	51.941	248.8	49:46.138
21	2	2:02.394	32.444	38.357	51.593	247.7	51:48.532
22	2	2:02.656	32.460	38.524	51.672	247.1	53:51.188
23	2	2:06.421	33.476	40.077	52.868	247.7	55:57.609
24	2	2:04.620	33.165	39.305	52.150	247.1	58:02.229
25	2	2:13.396 B	33.412	39.711	1:00.273	247.1	1:00:15.625
26	1	4:44.057	3:09.731	41.009	53.317	128.9	1:04:59.682
27	1	2:03.248	32.774	38.645	51.829	244.3	1:07:02.930
28	1	2:02.734	33.101	38.264	51.369	245.5	1:09:05.664
29	1	2:01.847	32.326	38.146	51.375	246.0	1:11:07.511
30	1	2:02.410	32.405	38.402	51.603	246.6	1:13:09.921
31	1	2:02.689	32.657	38.334	51.698	247.1	1:15:12.610
32	1	2:01.360	32.314	37.976	51.070	245.5	1:17:13.970
33	1	2:01.544	32.208	38.049	51.287	245.5	1:19:15.514
34	1	2:03.092	32.436	38.335	52.321	248.3	1:21:18.606
35	1	2:01.655	32.270	38.240	51.145	247.1	1:23:20.261
36	1	2:01.950	32.441	38.350	51.159	247.7	1:25:22.211
37	1	2:01.429	32.194	38.077	51.158	246.6	1:27:23.640
38	1	2:02.794	32.479	38.268	52.047	247.1	1:29:26.434
39	1	2:01.983	32.580	38.259	51.144	246.6	1:31:28.417
40	1	2:02.022	32.501	38.464	51.057	249.4	1:33:30.439
41	1	2:01.804	32.582	37.972	51.250	252.3	1:35:32.243
42	1	2:01.483	32.411	38.069	51.003	245.5	1:37:33.726

9 ANS Motorsport Ligier JS P325 - Toyota LMP3
1.Louis IGLESIAS
2.Maxwell DODDS

1	2	2:28.049	36.546	39.616	1:11.887		2:28.049
2	2	4:05.036	55.847	1:32.171	1:37.018	128.6	6:33.085
3	2	3:58.495	1:00.923	1:25.338	1:32.234		10:31.580
4	2	3:47.521	59.530	1:18.430	1:29.561		14:19.101
5	2	3:25.557	58.991	1:09.797	1:16.769	136.0	17:44.658
6	2	2:55.185	44.771	48.976	1:21.438	138.3	20:39.843
7	2	2:03.065	33.444	38.302	51.319	246.0	22:42.908
8	2	2:02.275	32.702	38.326	51.247	248.3	24:45.183
9	2	2:01.379	32.485	38.047	50.847	247.7	26:46.562
10	2	2:01.156	32.276	37.927	50.953	247.7	28:47.718
11	2	2:01.595	32.376	37.942	51.277	248.8	30:49.313
12	2	2:01.893	32.710	38.196	50.987	250.0	32:51.206
13	2	2:01.747	32.399	38.055	51.293	248.8	34:52.953
14	2	2:01.743	32.390	37.959	51.394	250.6	36:54.696
15	2	2:01.516	32.927	37.822	50.767	250.6	38:56.212
16	2	2:01.052	32.247	37.909	50.896	247.7	40:57.264
17	2	2:00.658	32.130	37.781	50.747	248.3	42:57.922
18	2						



Michelin Le Mans Cup
Le Castellet Round
Race

Sector Analysis

Lap	D	Time	Sector 1	Sector 2	Sector 3	T. Spd	Elapsed	Lap	D	Time	Sector 1	Sector 2	Sector 3	T. Spd	Elapsed
39	1	1:59.193	31.576	37.494	50.123	247.7	1:30:53.997	35	2	2:03.853	32.612	38.662	52.579	247.7	1:25:00.493
40	1	1:59.400	31.724	37.387	50.289	247.7	1:32:53.397	36	2	2:03.517	32.487	38.711	52.319	247.7	1:27:04.010
41	1	1:59.605	31.719	37.550	50.336	247.1	1:34:53.002	37	2	2:03.992	32.472	38.641	52.879	245.5	1:29:08.002
42	1	2:01.000	31.801	38.037	51.162	247.7	1:36:54.002	38	2	2:05.221	32.650	38.746	53.825	248.3	1:31:13.223
43	1	1:59.467	31.901	37.499	50.067	250.0	1:38:53.469	39	2	2:04.580	32.861	38.828	52.891	249.4	1:33:17.803
44	1	1:59.170	31.655	37.530	49.985	247.7	1:40:52.639	40	2	2:04.886	33.239	38.912	52.735	248.8	1:35:22.689
45	1	1:58.964	31.555	37.592	49.817	247.1	1:42:51.603	41	2	2:04.180	32.687	38.771	52.722	247.7	1:37:26.869
46	1	1:58.916	31.395	37.467	50.054	247.1	1:44:50.519	42	2	2:04.454	32.770	38.685	52.999	247.7	1:39:31.323
47	1	1:58.999	31.566	37.580	49.853	247.1	1:46:49.518	43	2	2:05.985	32.727	39.499	53.759	250.6	1:41:37.308
48	1	1:59.414	31.731	37.475	50.208	248.8	1:48:48.932	44	2	2:06.403	32.786	38.896	54.721	247.1	1:43:43.711
49	1	1:58.749	31.417	37.445	49.887	246.6	1:50:47.681	45	2	2:05.925	33.611	38.793	53.521	244.9	1:45:49.636
50	1	1:59.347	31.577	37.562	50.208	247.7	1:52:47.028	46	2	2:04.307	32.835	38.713	52.759	247.7	1:47:53.943
51	1	1:58.726	31.330	37.351	50.045	247.1	1:54:45.754	47	2	2:04.216	32.762	38.773	52.681	238.4	1:49:58.159
52	1	1:58.881	31.266	37.470	50.145	248.3	1:56:44.635	48	2	2:04.181	32.690	38.830	52.661	245.5	1:52:02.340
53	1	2:01.118	31.550	37.782	51.786	247.1	1:58:45.753	49	2	2:03.956	32.683	38.765	52.508	246.0	1:54:06.296
54	1	2:01.535	32.292	38.139	51.104	247.1	2:00:47.288	50	2	2:04.646	32.785	39.080	52.781	248.3	1:56:10.942

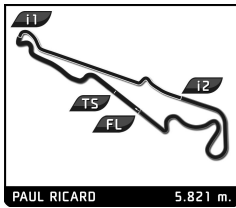
10 **Racing Spirit of Lemans** Aston Martin Vantage AMR GT3 Evo
 1. Philipp SÄGER GT3
 2. Valentin HASSE CLOT

1	1	2:53.024	46.740	44.698	1:21.586		2:53.024
2	1	4:11.998	57.570	1:52.155	1:22.273		7:05.022
3	1	3:56.929	1:00.113	1:38.968	1:17.848		11:01.951
4	1	3:46.807	59.897	1:30.656	1:16.254		14:48.758
5	1	3:23.566	57.827	1:12.178	1:13.561		18:12.324
6	1	2:48.164	46.203	53.610	1:08.351	165.9	21:00.488
7	1	2:12.323	36.093	40.662	55.568	250.0	23:12.811
8	1	2:11.310	34.198	41.693	55.419	242.7	25:24.121
9	1	2:08.498	34.323	39.761	54.414	246.6	27:32.619
10	1	2:08.596	34.055	40.318	54.223	246.6	29:41.215
11	1	2:07.431	33.799	39.671	53.961	246.6	31:48.646
12	1	2:08.141	33.848	39.910	54.383	247.1	33:56.787
13	1	2:09.129	33.885	40.061	55.183	247.1	36:05.916
14	1	2:08.215	34.520	39.710	53.985	244.9	38:14.131
15	1	2:07.032	33.417	39.510	54.405	246.0	40:21.163
16	1	2:06.957	33.389	39.818	53.750	243.2	42:28.120
17	1	2:08.085	33.486	40.310	54.289	243.2	44:36.205
18	1	2:07.820	33.723	39.562	54.535	246.6	46:44.025
19	1	2:06.892	33.532	39.488	53.872	246.0	48:50.917
20	1	2:06.879	33.448	39.208	54.223	246.0	50:57.796
21	1	4:34.561 B	34.076	39.572	3:20.913	246.0	55:32.357
22	2	2:29.546	53.097	41.666	54.783	139.9	58:01.903
23	2	2:07.851	34.230	39.627	53.994	242.2	1:00:09.754
24	2	2:04.394	32.877	39.233	52.284	250.0	1:02:14.148
25	2	2:03.207	32.435	38.564	52.208	244.3	1:04:17.355
26	2	2:03.540	32.545	38.561	52.434	241.1	1:06:20.895
27	2	2:04.361	32.871	38.664	52.826	248.3	1:08:25.256
28	2	2:04.940	32.735	38.824	53.381	246.6	1:10:30.196
29	2	2:03.997	32.791	38.621	52.585	247.1	1:12:34.193
30	2	2:03.503	32.529	38.643	52.331	247.1	1:14:37.696
31	2	2:05.946	32.641	39.246	54.059	245.5	1:16:43.642
32	2	2:04.745	33.199	38.847	52.699	231.8	1:18:48.357
33	2	2:04.485	32.647	38.682	53.156	249.4	1:20:52.842
34	2	2:03.798	32.610	38.763	52.425	250.6	1:22:56.640

11 **Code Racing Development** Aston Martin Vantage AMR GT3 Evo
 1. Sebastian MORENO GT3
 2. Ethan ISCHER

1	1	2:47.501	44.669	42.746	1:20.086		2:47.501
2	1	4:07.988	56.694	1:45.724	1:25.570		6:55.489
3	1	3:59.187	1:02.278	1:33.883	1:23.026		10:54.676
4	1	3:45.836	59.350	1:26.451	1:20.035		14:40.512
5	1	3:25.314	58.131	1:12.297	1:14.886		18:05.826
6	1	2:48.980	44.367	51.013	1:13.600	175.6	20:54.806
7	1	2:09.213	35.559	39.782	53.872	244.3	23:04.019
8	1	2:06.843	33.690	39.456	53.697	245.5	25:10.862
9	1	2:06.517	33.491	39.423	53.603	246.0	27:17.379
10	1	2:05.869	33.481	39.439	52.949	246.0	29:23.248
11	1	2:05.925	33.425	39.406	53.094	244.9	31:29.173
12	1	2:05.491	33.214	39.239	53.038	245.5	33:34.664
13	1	2:05.680	33.365	39.113	53.202	245.5	35:40.344
14	1	2:05.640	33.196	39.321	53.123	245.5	37:45.984
15	1	2:05.670	33.188	39.116	53.366	246.0	39:51.654
16	1	2:05.896	33.367	39.558	52.971	244.9	41:57.550
17	1	2:05.609	33.058	39.286	53.265	244.9	44:03.159
18	1	2:05.743	33.718	39.107	52.918	243.2	46:08.902
19	1	2:05.971	33.388	39.097	53.486	245.5	48:14.873
20	1	2:05.765	33.392	39.159	53.214	245.5	50:20.638
21	1	2:05.796	33.467	39.192	53.137	243.8	52:26.434
22	1	2:05.635	33.057	39.313	53.265	244.9	54:32.069
23	1	2:05.702	33.497	39.268	52.937	243.2	56:37.771
24	1	2:11.723 B	33.286	39.082	59.355	243.8	58:49.494
25	2	4:46.928	3:09.110	42.493	55.325	145.2	1:03:36.422
26	2	2:08.524	34.813	40.259	53.452	243.8	1:05:44.946
27	2	2:04.188	32.776	38.758	52.654	244.3	1:07:49.134
28	2	2:03.701	32.490	38.902	52.309	244.9	1:09:52.835
29	2	2:32.631 B	35.533	46.741	1:10.357	244.3	1:12:25.466





Michelin Le Mans Cup
Le Castellet Round
Race

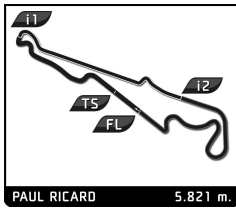
Sector Analysis

Lap under Red Flag Invalidated Lap Personal Best Session Best Crossing the pit lane

Lap	D	Time	Sector 1	Sector 2	Sector 3	T. Spd	Elapsed	Lap	D	Time	Sector 1	Sector 2	Sector 3	T. Spd	Elapsed	
12	Brutal Fish by Campos 1.Arthur ROGEON 2.August RABER							Ligier JS P325 - Toyota LMP3								
1	1	2:27.112	34.487	38.710	1:13.915		2:27.112	12	1	2:02.204	32.337	38.399	51.468	250.0	33:11.507	
2	1	4:04.785	55.337	1:32.124	1:37.324		6:31.897	13	1	2:02.638	32.573	38.684	51.381	250.0	35:14.145	
3	1	3:58.152	1:00.385	1:25.481	1:32.286		10:30.049	14	1	2:02.123	32.420	38.358	51.345	251.2	37:16.268	
4	1	3:47.595	59.585	1:18.126	1:29.884		14:17.644	15	1	2:01.766	32.478	38.230	51.058	249.4	39:18.034	
5	1	3:25.617	58.909	1:10.284	1:16.424		17:43.261	16	1	2:02.300	32.466	38.471	51.363	250.0	41:20.334	
6	1	2:55.569	44.776	49.472	1:21.321	172.5	20:38.830	17	1	2:01.682	32.274	38.142	51.266	251.2	43:22.016	
7	1	2:00.956	32.103	38.208	50.645	246.6	22:39.786	18	1	2:02.140	32.245	38.322	51.573	251.2	45:24.156	
8	1	2:01.074	31.774	38.352	50.948	247.7	24:40.860	19	1	2:01.954	32.220	38.316	51.418	251.7	47:26.110	
9	1	2:06.915	32.104	38.217	56.594	247.7	26:47.775	20	1	2:02.223	32.548	38.394	51.281	250.6	49:28.333	
10	1	2:17.744	48.007	38.523	51.214	152.1	29:05.519	21	1	2:02.090	32.421	38.330	51.339	251.2	51:30.423	
11	1	2:02.366	33.114	38.247	51.005	250.0	31:07.885	22	1	2:02.117	32.488	38.393	51.236	250.6	53:32.540	
12	1	2:00.798	31.806	38.074	50.918	250.0	33:08.683	23	1	2:06.098	34.101	40.394	51.603	251.2	55:38.638	
13	1	2:02.272	32.837	38.200	51.235	254.7	35:10.955	24	1	4:24.556	32.563	38.315	3:13.678	248.8	1:00:03.194	
14	1	2:01.886	32.357	38.448	51.081	249.4	37:12.841	25	2	2:27.588	53.244	40.843	53.501	133.3	1:02:30.782	
15	1	2:01.848	32.153	38.325	51.370	250.6	39:14.689	26	2	2:02.785	32.971	38.327	51.487	248.3	1:04:33.567	
16	1	2:02.380	32.151	38.148	52.081	250.0	41:17.069	27	2	2:01.550	32.403	38.013	51.134	249.4	1:06:35.117	
17	1	2:01.452	32.249	38.047	51.156	249.4	43:18.521	28	2	2:02.846	32.972	38.566	51.308	251.7	1:08:37.963	
18	1	2:01.325	32.356	37.944	51.025	252.3	45:19.846	29	2	2:02.085	32.682	38.275	51.128	250.0	1:10:40.048	
19	1	2:00.627	31.931	37.920	50.776	248.8	47:20.473	30	2	2:02.944	32.298	38.225	52.421	250.0	1:12:42.992	
20	1	2:01.127	32.454	37.864	50.809	251.2	49:21.600	31	2	2:01.928	32.214	38.217	51.497	249.4	1:14:44.920	
21	1	2:01.225	32.015	38.260	50.950	249.4	51:22.825	32	2	2:01.311	32.127	38.104	51.080	250.0	1:16:46.231	
22	1	2:00.325	31.851	37.907	50.567	248.8	53:23.150	33	2	2:02.846	32.927	38.176	51.743	250.0	1:18:49.077	
23	1	2:00.895	32.452	37.743	50.700	250.6	55:24.045	34	2	2:02.620	32.521	38.267	51.832	251.2	1:20:51.697	
24	1	2:00.434	31.813	37.705	50.916	248.8	57:24.479	35	2	2:01.750	32.109	38.191	51.450	250.0	1:22:53.447	
25	1	2:01.359	32.126	37.914	51.319	249.4	59:25.838	36	2	2:03.391	32.787	38.103	52.501	250.0	1:24:56.838	
26	1	2:00.198	31.673	37.762	50.763	248.3	1:01:26.036	37	2	2:03.066	32.537	38.387	52.142	251.7	1:26:59.904	
27	1	2:00.072	31.780	37.777	50.515	248.3	1:03:26.108	38	2	2:01.451	32.265	38.070	51.116	248.3	1:29:01.355	
28	1	2:06.170	31.758	37.739	56.673	249.4	1:05:32.278	39	2	2:01.567	32.272	38.108	51.187	248.8	1:31:02.922	
29	2	4:39.245	3:06.972	39.976	52.297	149.2	1:10:11.523	40	2	2:01.781	32.227	38.137	51.417	251.2	1:33:04.703	
30	2	2:03.392	32.477	38.850	52.065	245.5	1:12:14.915	41	2	2:01.638	32.283	38.015	51.340	248.8	1:35:06.341	
31	2	2:02.360	32.832	38.235	51.293	246.6	1:14:17.275	42	2	2:01.718	32.386	38.168	51.164	250.0	1:37:08.059	
32	2	2:01.028	31.912	38.151	50.965	247.7	1:16:18.303	43	2	2:02.046	32.177	38.138	51.731	251.7	1:39:10.105	
33	2	2:01.031	31.984	38.125	50.922	245.5	1:18:19.334	44	2	2:01.218	32.070	38.281	50.867	248.8	1:41:11.323	
34	2	2:01.645	31.897	37.851	51.897	248.8	1:20:20.979	45	2	2:00.783	32.008	37.959	50.816	247.7	1:43:12.106	
35	2	2:17.058	34.104	40.738	4:02.216	245.5	1:22:38.037	46	2	2:00.733	32.026	37.945	50.762	248.3	1:45:12.839	
36	2	5:23.680	3:41.048	40.419	4:02.213	150.8	1:28:01.717	47	2	2:00.768	32.103	37.924	50.741	248.3	1:47:13.607	
15	Vector Sport RLR 1.Geronimo GOMEZ AZZA 2.Colin NOBLE							Ligier JS P325 - Toyota LMP3								
1	1	2:38.253	40.565	41.543	1:16.145		2:38.253	16	Ajith Redant by Virage 1.Ajith KUMAR 2.Romain VOZNAIK							Ligier JS P325 - Toyota LMP3 Pro/Am
2	1	4:05.429	57.474	1:35.809	1:32.146		6:43.682	1	1	2:53.265	46.406	45.415	1:21.444		2:53.265	
3	1	3:58.574	1:02.184	1:27.953	1:28.437		10:42.256	2	1	4:12.351	58.188	1:53.294	1:20.869		7:05.616	
4	1	3:47.797	1:00.503	1:21.531	1:25.763		14:30.053	3	1	3:56.848	1:00.691	1:39.669	1:16.488		11:02.464	
5	1	3:25.307	1:00.256	1:09.923	1:15.128		17:55.360	4	1	3:46.765	1:00.176	1:31.566	1:15.023		14:49.229	
6	1	2:52.499	45.026	49.725	1:17.748	134.3	20:47.859	5	1	3:23.456	58.318	1:11.666	1:13.472		18:12.685	
7	1	2:05.542	33.997	38.977	52.538	249.4	22:53.371	6	1	2:48.779	46.454	54.030	1:08.295	164.9	21:01.464	
8	1	2:03.705	32.828	38.596	52.281	248.8	24:57.076	7	1	2:21.299	35.703	40.725	1:04.871	246.6	23:22.763	
9	1	2:03.904	33.063	38.603	52.238	249.4	27:00.980									
10	1	2:04.145	33.153	38.704	52.288	251.7	29:05.125									
11	1	2:04.178	33.139	39.068	51.971	250.0	31:09.303									



LE MANS CUP

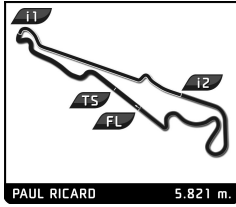


Michelin Le Mans Cup
Le Castellet Round
Race

Sector Analysis

Lap under Red Flag											Invalidated Lap	Personal Best	Session Best	B Crossing the pit lane	
Lap	D	Time	Sector 1	Sector 2	Sector 3	T. Spd	Elapsed	Lap	D	Time	Sector 1	Sector 2	Sector 3	T. Spd	Elapsed
8	1	2:08.707	34.538	39.928	54.241	242.7	25:31.470	6	1	2:49.258	44.984	52.405	1:11.869	158.1	20:56.643
9	1	2:09.281	34.297	40.160	54.824	246.6	27:40.751	7	1	2:11.150	35.406	40.719	55.025	242.7	23:07.793
10	1	2:10.548	34.346	40.069	56.133	247.7	29:51.299	8	1	2:09.293	34.392	40.958	53.943	245.5	25:17.086
11	1	2:09.365	34.485	40.296	54.584	245.5	32:00.664	9	1	2:07.598	34.276	39.601	53.721	240.5	27:24.684
12	1	2:08.351	34.505	39.852	53.994	245.5	34:09.015	10	1	2:07.571	33.696	39.770	54.105	244.9	29:32.255
13	1	2:09.045	34.493	40.110	54.442	246.6	36:18.060	11	1	2:07.985	33.653	40.087	54.245	244.3	31:40.240
14	1	2:08.206	34.230	39.760	54.216	246.6	38:26.266	12	1	2:06.509	33.389	39.546	53.574	241.6	33:46.749
15	1	2:08.000	34.014	40.160	53.826	247.1	40:34.266	13	1	2:07.137	33.666	39.484	53.987	246.0	35:53.886
16	1	2:06.946	33.872	39.522	53.552	247.1	42:41.212	14	1	2:06.152	33.423	39.407	53.322	244.3	38:00.038
17	1	2:07.104	33.802	39.493	53.809	247.1	44:48.316	15	1	2:07.246	33.395	39.775	54.046	244.9	40:07.254
18	1	2:07.805	34.320	39.518	53.967	247.7	46:56.121	16	1	2:06.843	33.389	39.475	53.979	243.8	42:14.097
19	1	2:07.910	34.032	39.583	54.295	246.0	49:04.031	17	1	2:15.711	33.309	48.053	54.349	243.8	44:29.808
20	1	2:13.821	B 34.094	39.553	1:00.174	248.3	51:17.852	18	1	2:06.373	33.391	39.497	53.485	243.8	46:36.181
21	2	4:46.965	3:11.005	41.416	54.544	126.8	56:04.817	19	1	2:06.312	33.357	39.451	53.504	245.5	48:42.493
22	2	2:06.136	34.167	39.067	52.902	244.9	58:10.953	20	1	4:28.333	B 33.663	39.719	3:14.951	246.0	53:10.826
23	2	2:06.377	33.873	39.169	53.335	247.7	1:00:17.330	21	2	2:30.577	54.594	41.403	54.580	131.2	55:41.403
24	2	2:03.576	33.283	38.438	51.855	246.0	1:02:20.906	22	2	2:06.544	33.705	39.558	53.281	242.7	57:47.947
25	2	2:05.490	33.766	38.743	52.981	248.3	1:04:26.396	23	2	2:05.726	33.563	39.381	52.782	244.9	59:53.673
26	2	2:03.901	32.987	38.670	52.244	246.6	1:06:30.297	24	2	2:04.372	32.830	38.987	52.555	239.5	1:01:58.045
27	2	2:03.316	33.222	38.463	51.631	246.0	1:08:33.613	25	2	2:03.678	32.640	38.655	52.383	242.7	1:04:01.723
28	2	2:03.542	32.963	38.243	52.336	250.0	1:10:37.155	26	2	2:04.621	33.233	38.857	52.531	242.7	1:06:06.344
29	2	2:02.485	32.593	38.405	51.487	247.7	1:12:39.640	27	2	2:04.366	32.666	38.802	52.898	243.2	1:08:10.710
30	2	2:02.942	32.629	38.274	52.009	248.3	1:14:42.552	28	2	2:04.868	33.135	38.904	52.829	242.7	1:10:15.578
31	2	2:03.348	33.011	38.462	51.875	248.8	1:16:45.900	29	2	2:04.654	32.649	39.194	52.811	244.3	1:12:20.232
32	2	2:04.355	33.654	38.733	51.968	248.3	1:18:50.255	30	2	2:04.886	33.182	39.074	52.630	243.2	1:14:25.118
33	2	2:04.694	33.797	39.379	51.518	248.8	1:20:54.949	31	2	2:03.874	32.626	38.687	52.561	241.6	1:16:28.992
34	2	2:03.298	33.079	38.501	51.718	248.8	1:22:58.247	32	2	2:04.629	32.704	39.090	52.835	242.2	1:18:33.621
35	2	2:03.073	32.666	38.573	51.834	248.8	1:25:01.320	33	2	2:05.631	33.688	38.911	53.032	245.5	1:20:39.252
36	2	2:03.629	32.724	38.239	52.666	249.4	1:27:04.949	34	2	2:04.379	32.658	38.732	52.989	244.9	1:22:43.631
37	2	2:03.603	32.955	38.706	51.942	250.0	1:29:08.552	35	2	2:04.688	33.011	38.916	52.761	237.9	1:24:48.319
38	2	2:04.124	32.859	38.364	52.901	248.8	1:31:12.676	36	2	2:04.068	32.461	38.831	52.776	243.2	1:26:52.387
39	2	2:04.263	33.026	38.734	52.503	248.8	1:33:16.939	37	2	2:04.399	32.559	38.783	53.057	246.0	1:28:56.786
40	2	2:03.403	32.710	38.718	51.975	247.1	1:35:20.342	38	2	2:04.396	32.661	38.961	52.774	243.2	1:31:01.182
41	2	2:03.833	33.093	38.586	52.154	244.3	1:37:24.175	39	2	2:05.513	32.806	39.251	53.456	244.9	1:33:06.695
42	2	2:03.206	32.860	38.534	51.812	249.4	1:39:27.381	40	2	2:05.778	32.883	39.419	53.476	242.7	1:35:12.473
43	2	2:03.025	32.600	38.630	51.795	247.1	1:41:30.406	41	2	2:04.669	32.825	39.001	52.843	246.0	1:37:17.142
44	2	2:03.675	32.861	38.926	51.888	246.6	1:43:34.081	42	2	2:05.033	32.674	39.247	53.112	243.2	1:39:22.175
45	2	2:03.557	32.838	38.793	51.926	246.0	1:45:37.638	43	2	2:04.363	32.807	38.759	52.797	243.8	1:41:26.538
46	2	2:03.627	33.103	38.630	51.894	245.5	1:47:41.265	44	2	2:04.188	32.667	38.710	52.811	241.1	1:43:30.726
47	2	2:04.407	32.956	38.915	52.536	246.0	1:49:45.672	45	2	2:03.952	32.608	38.778	52.566	244.3	1:45:34.678
48	2	2:05.754	33.524	39.155	53.075	246.0	1:51:51.426	46	2	2:04.309	32.620	38.781	52.908	240.5	1:47:38.987
49	2	2:10.116	34.934	40.536	54.646	244.3	1:54:01.542	47	2	2:04.411	32.580	38.855	52.976	241.6	1:49:43.398
50	2	2:11.979	35.930	41.204	54.845	205.3	1:56:13.521	48	2	2:04.552	32.711	38.989	52.852	240.5	1:51:47.950
51	2	2:12.368	36.267	41.100	55.001	211.8	1:58:25.889	49	2	2:04.022	32.447	38.867	52.708	242.2	1:53:51.972
52	2	2:20.867	36.352	42.915	1:01.600	219.1	2:00:46.756	50	2	2:04.238	32.587	38.807	52.844	242.7	1:55:56.210
17 Kessel Racing Ferrari 296 GT3 Evo															
1.Lorenzo Ferdinando INNOCENTI GT3															
2.David Cleto FUMANELLI															
1	1	2:46.156	45.177	41.886	1:19.093		2:46.156								
2	1	4:05.982	56.171	1:42.567	1:27.244		6:52.138								
3	1	3:59.964	1:03.462	1:31.553	1:24.949	145.6	10:52.102								
4	1	3:49.782	59.435	1:31.488	1:18.859		14:41.884								
5	1	3:25.501	59.249	1:11.144	1:15.108		18:07.385								
19 Brutal Fish by Campos Ligier JS P325 - Toyota															
1.Matus RYBA LMP3															
2.Lucas FLUXÀ CROSS															
1	2	2:32.652	38.896	39.623	1:14.133		2:32.652								
2	2	4:05.488	56.473	1:32.313	1:36.702		6:38.140								





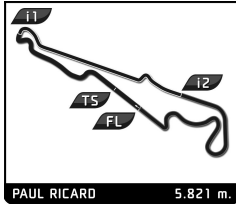
Michelin Le Mans Cup
Le Castellet Round
Race

Sector Analysis

PAUL RICARD 5.821 m.

Lap under Red Flag Invalidated Lap Personal Best Session Best Crossing the pit lane

Lap	D	Time	Sector 1	Sector 2	Sector 3	T. Spd	Elapsed	Lap	D	Time	Sector 1	Sector 2	Sector 3	T. Spd	Elapsed
51	2	2:03.892	33.301	38.798	51.793	250.6	1:56:36.936	48	2	2:04.937	33.069	39.073	52.795	242.7	1:52:27.580
52	2	2:03.243	32.801	38.523	51.919	245.5	1:58:40.179	49	2	2:05.196	32.883	39.187	53.126	242.7	1:54:32.776
53	2	2:03.897	32.912	38.327	52.658	246.0	2:00:44.076	50	2	2:05.970	33.114	39.554	53.302	243.2	1:56:38.746
21 Kessel Racing Ferrari 296 GT3 Evo 1.Oscar Lee RYNDZIEWICZ GT3 2.Lorenzo FERRARI								22 Trajectus Motorsport Ligier JS P325 - Toyota LMP3 1.André VIEIRA 2.Mathis POULET							
1	1	2:55.016	46.993	46.599	1:21.424		2:55.016	1	1	2:38.930	41.379	41.929	1:15.622		2:38.930
2	1	4:12.357	58.097	1:55.795	1:18.465		7:07.373	2	1	4:05.314	57.580	1:37.515	1:30.219		6:44.244
3	1	3:56.810	1:00.629	1:41.358	1:14.823		11:04.183	3	1	3:58.720	1:02.563	1:28.069	1:28.088	121.3	10:42.964
4	1	3:46.459	1:00.559	1:33.465	1:12.435		14:50.642	4	1	3:47.600	1:00.635	1:21.256	1:25.709		14:30.564
5	1	3:23.599	58.610	1:11.981	1:13.008	126.8	18:14.241	5	1	3:25.413	1:00.846	1:09.660	1:14.907	122.4	17:55.977
6	1	2:48.578	46.211	55.054	1:07.313	167.4	21:02.819	6	1	2:52.599	45.143	49.571	1:17.885	130.0	20:48.576
7	1	2:43.463	35.085	41.160	56.948	243.2	23:15.982	7	1	2:06.270	33.907	39.093	53.270	248.3	22:54.846
8	1	2:40.694	34.724	40.591	55.379	243.8	25:26.676	8	1	2:04.913	33.356	39.207	52.350	249.4	24:59.759
9	1	2:10.693	34.644	40.276	55.773	244.3	27:37.369	9	1	2:03.988	33.236	38.733	52.019	250.0	27:03.747
10	1	2:09.589	34.868	39.907	54.814	242.7	29:46.958	10	1	2:04.360	33.184	38.576	52.600	249.4	29:08.107
11	1	2:07.872	33.879	39.571	54.422	243.8	31:54.830	11	1	2:04.026	33.265	38.863	51.898	250.6	31:12.133
12	1	2:09.517	34.237	39.863	55.417	243.2	34:04.347	12	1	2:03.844	32.884	38.555	52.405	251.2	33:15.977
13	1	2:10.871	34.665	40.721	55.485	243.2	36:15.218	13	1	2:03.909	32.970	38.599	52.340	251.2	35:19.886
14	1	2:08.237	34.358	39.614	54.265	242.2	38:23.455	14	1	2:03.435	33.068	38.435	51.932	250.0	37:23.321
15	1	2:07.617	33.784	39.566	54.267	242.7	40:31.072	15	1	2:03.279	32.709	38.633	51.937	250.6	39:26.600
16	1	2:06.913	33.523	39.484	53.906	243.8	42:37.985	16	1	2:03.244	32.821	38.320	52.103	251.2	41:29.844
17	1	2:07.835	33.380	39.898	54.557	242.7	44:45.820	17	1	2:03.822	33.109	38.528	52.185	251.2	43:33.666
18	1	2:07.391	33.627	39.526	54.238	244.3	46:53.211	18	1	2:03.681	32.792	38.770	52.119	251.2	45:37.347
19	1	2:07.279	33.708	39.510	54.061	243.8	49:00.490	19	1	2:03.005	32.640	38.325	52.040	249.4	47:40.352
20	1	4:29.709 B	33.758	40.701	3:15.250	243.8	53:30.199	20	1	2:03.170	32.640	38.736	51.794	249.4	49:43.522
21	2	2:30.128	54.161	41.407	54.560	132.2	56:00.327	21	1	2:02.750	32.304	38.550	51.896	250.0	51:46.272
22	2	2:06.383	33.791	39.403	53.189	243.2	58:06.710	22	1	5:07.648 B	32.818	38.358	3:56.472	249.4	56:53.920
23	2	2:05.237	33.253	39.302	52.682	241.6	1:00:11.947	23	2	2:35.499	56.713	42.942	55.844	125.0	59:29.419
24	2	2:04.260	32.919	38.792	52.549	243.2	1:02:16.207	24	2	2:05.642	34.162	39.065	52.415	247.1	1:01:35.061
25	2	2:04.825	33.167	39.010	52.648	243.8	1:04:21.032	25	2	2:02.144	32.635	38.166	51.343	248.3	1:03:37.205
26	2	2:05.311	32.967	39.143	53.201	243.8	1:06:26.343	26	2	2:01.900	32.782	38.095	51.023	248.8	1:05:39.105
27	2	2:06.070	32.940	39.053	54.077	243.8	1:08:32.413	27	2	2:01.874	32.895	38.099	50.880	247.1	1:07:40.979
28	2	2:05.484	33.030	38.950	53.504	244.9	1:10:37.897	28	2	2:00.775	32.057	37.872	50.846	248.3	1:09:41.754
29	2	2:05.807	32.947	39.310	53.550	243.8	1:12:43.704	29	2	2:01.369	32.148	38.211	51.010	248.8	1:11:43.123
30	2	2:04.597	32.866	38.988	52.743	243.8	1:14:48.301	30	2	2:01.074	32.143	38.000	50.931	247.7	1:13:44.197
31	2	2:05.466	33.409	38.982	53.075	243.8	1:16:53.767	31	2	2:01.277	32.318	38.073	50.886	248.8	1:15:45.474
32	2	2:05.870	33.604	39.121	53.145	242.7	1:18:59.637	32	2	2:01.459	32.311	37.930	51.218	248.8	1:17:46.933
33	2	2:06.306	32.985	38.977											



Michelin Le Mans Cup
Le Castellet Round
Race

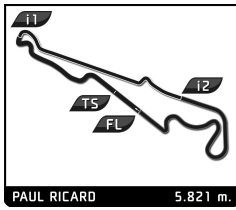
Sector Analysis

Lap under Red Flag Invalidated Lap Personal Best Session Best Crossing the pit lane

Lap	D	Time	Sector 1	Sector 2	Sector 3	T. Spd	Elapsed	Lap	D	Time	Sector 1	Sector 2	Sector 3	T. Spd	Elapsed
46	2	2:02.512	32.605	38.271	51.636	248.8	1:46:12.269	43	2	2:08.779	33.899	40.107	54.773	225.9	1:44:39.214
47	2	2:04.502	33.086	38.598	52.818	250.0	1:48:16.771	44	2	2:08.147	33.810	39.959	54.378	240.5	1:46:47.361
48	2	2:35.279	32.221	1:10.998	52.060	247.7	1:50:52.050	45	2	2:08.734	34.564	39.861	54.309	234.8	1:48:56.095
49	2	2:01.849	32.396	38.043	51.410	249.4	1:52:53.899	46	2	2:08.206	33.885	40.044	54.277	240.5	1:51:04.301
50	2	2:02.658	33.059	38.242	51.357	251.2	1:54:56.557	47	2	2:08.356	33.844	39.942	54.570	240.0	1:53:12.657
51	2	2:01.629	32.466	38.129	51.034	249.4	1:56:58.186	48	2	2:08.245	33.854	40.011	54.380	241.1	1:55:20.902
52	2	2:01.783	32.478	38.144	51.191	249.4	1:58:59.969	49	2	2:09.637	35.225	40.079	54.333	241.1	1:57:30.539
53	2	2:02.063	32.586	38.174	51.303	250.0	2:01:02.032	50	2	2:09.384	33.912	39.936	55.536	240.5	1:59:39.923
								51	2	2:08.890	34.173	39.859	54.858	240.5	2:01:48.813

23	Biogas Motorsport		Ferrari 296 GT3												
	1. Josep MAYOLA COMADIR 2. Marc CAROL YBARRA		GT3												
1	1	2:56.501	48.306	46.954	1:21.241		2:56.501								
2	1	4:12.516	58.855	1:58.252	1:15.409		7:09.017								
3	1	3:57.752	1:01.724	1:43.838	1:12.190		11:06.769								
4	1	3:46.453	1:01.584	1:33.537	1:11.332		14:53.222								
5	1	3:22.749	59.112	1:12.134	1:11.503		18:15.971								
6	1	2:48.149	47.409	54.789	1:05.951	168.5	21:04.120								
7	1	2:42.839	35.711	41.018	56.140	241.6	23:16.959								
8	1	2:44.347	35.193	40.893	55.234	242.7	25:28.276								
9	1	2:09.989	34.697	40.330	54.962	244.3	27:38.265								
10	1	3:07.506	35.059	40.433	1:52.014	243.8	30:45.771								
11	1	2:17.493	35.946	42.619	58.928	239.5	33:03.264								
12	1	2:47.774	36.258	43.052	58.464	228.8	35:21.038								
13	1	2:15.871	36.592	42.327	56.952	228.8	37:36.909								
14	1	2:12.191	35.796	40.919	55.476	232.8	39:49.100								
15	1	2:12.066	35.058	41.332	55.676	240.0	42:01.166								
16	1	2:10.073	34.653	39.991	55.429	241.6	44:11.239								
17	1	2:10.147	34.747	40.523	54.877	241.6	46:21.386								
18	1	2:09.670	34.800	40.116	54.754	242.2	48:31.056								
19	1	4:45.998 B	34.883	40.522	3:30.593	241.6	53:17.054								
20	2	2:30.695	53.725	41.931	55.039	131.5	55:47.749								
21	2	2:08.316	34.570	39.843	53.903	238.4	57:56.065								
22	2	2:06.410	33.486	39.344	53.580	239.5	1:00:02.475								
23	2	2:06.267	33.552	39.265	53.450	240.0	1:02:08.742								
24	2	2:06.037	33.246	39.212	53.579	239.5	1:04:14.779								
25	2	2:05.610	33.298	39.134	53.178	239.5	1:06:20.389								
26	2	2:07.424	34.020	39.720	53.684	240.5	1:08:27.813								
27	2	2:07.582	33.659	39.425	54.498	235.3	1:10:35.395								
28	2	2:08.881	33.540	39.799	55.542	243.2	1:12:44.276								
29	2	2:06.372	33.323	39.329	53.720	241.6	1:14:50.648								
30	2	2:06.641	33.383	39.633	53.625	241.6	1:16:57.289								
31	2	2:05.989	33.230	39.415	53.344	241.1	1:19:03.278								
32	2	2:06.760	33.250	39.477	54.033	242.2	1:21:10.038								
33	2	2:07.912	33.513	39.587	54.812	241.6	1:23:17.950								
34	2	2:09.106	33.805	40.920	54.381	241.1	1:25:27.056								
35	2	2:08.900	34.338	39.939	54.623	213.4	1:27:35.956								
36	2	2:08.283	33.516	39.832	54.935	243.2	1:29:44.239								
37	2	2:07.009	33.695	39.546	53.768	241.6	1:31:51.248								
38	2	2:08.096	34.593	39.451	54.052	241.1	1:33:59.344								
39	2	2:07.009	33.566	39.670	53.773	241.1	1:36:06.353								
40	2	2:07.549	33.800	39.712	54.037	229.8	1:38:13.902								
41	2	2:07.888	33.690	39.863	54.335	241.6	1:40:21.790								
42	2	2:08.645	33.729	40.649	54.267	241.1	1:42:30.435								

24	Racing Spirit of Lemans		Ligier JS P325 - Toyota												
	1. Christian GISY 2. Oskar KRISTENSEN		LMP3 Pro/Am												
1	1	2:46.764	43.237	44.105	1:19.422		2:46.764								
2	1	4:07.452	56.747	1:43.468	1:27.237		6:54.216								
3	1	3:59.253	1:02.809	1:32.094	1:24.350	124.9	10:53.469								
4	1	3:45.668	59.504	1:24.630	1:21.534		14:39.137								
5	1	3:25.686	58.826	1:11.633	1:15.227		18:04.823								
6	1	2:49.694	44.682	50.796	1:14.216	188.2	20:54.517								
7	1	2:12.067	36.250	40.867	54.950	243.2	23:06.584								
8	1	2:09.145	34.335	40.573	54.237	243.8	25:15.729								
9	1	2:08.294	34.230	40.221	53.843	245.5	27:24.023								
10	1	2:07.750	33.897	39.896	53.957	246.0	29:31.773								
11	1	2:09.211	33.829	40.803	54.579	246.0	31:40.984								
12	1	2:06.679	33.538	39.366	53.775	247.1	33:47.663								
13	1	2:06.854	33.677	39.242	53.932	247.1	35:54.514								
14	1	2:06.510	33.706	39.418	53.386	247.7	38:01.024								
15	1	2:07.150	33.527	39.195	54.428	247.7	40:08.174								
16	1	2:06.364	33.972	39.241	53.151	246.6	42:14.538								
17	1	2:30.772	33.503	1:01.926	55.343	247.7	44:45.310								
18	1	2:06.408	33.599	39.481	53.328	245.5	46:51.718								
19	1	2:06.890	33.725	39.523	53.642	246.6	48:58.608								
20	1	2:06.090	33.341	39.138	53.611	245.5	51:04.698								
21	1	2:06.289	34.221	39.091	52.977	245.5	53:10.987								
22	1	2:06.605	33.623	39.172	53.810	247.1	55:17.592								
23	1	4:30.181 B	34.316	39.279	3:16.586	246.6	59:47.773								
24	2	2:27.897	52.933	41.343	53.621	125.0	1:02:15.670								
25	2	2:03.593	33.322	38.697	51.574	244.3	1:04:19.263								
26	2	2:02.459	32.939	38.259	51.261	246.6	1:06:21.722								
27	2	2:02.796	32.853	38.318	51.625	247.7	1:08:24.518								
28	2	2:01.911	32.582	38.117	51.212	247.7	1:10:26.429								
29	2	2:04.530	32.286	38.106	54.138	247.1	1:12:27.959								
30	2	2:02.753	32.449	38.569	51.735	247.7	1:14:30.712								
31	2	2:03.723	33.050	39.002	51.671	250.6	1:16:34.435								
32	2	2:07.874 B	32.200	38.138	57.536	247.7	1:18:42.309								
33	2	2:18.144	48.325	38.230	51.589	150.0	1:21:00.453								
34	2	2:02.020	32.407	38.282	51.331	247.7	1:23:02.473								
35	2	2:01.867	32.270	38.260	51.337	247.7	1:25:04.340								
36	2	2:03.127	32.619	38.545	51.963	248.8	1:27:07.467								
37	2	2:04.653	32.237	37.943	54.473	248.3	1:29:09.120								
38	2	2:02.700	32.693	38.303	51.704	248.8	1:31:11.820								
39	2	2:02.387	32.413	38.084	51.890	248.8	1:33:14.207								
40	2	2:01.771	32.160	38.459	51.152	247.1	1:35:15.978								



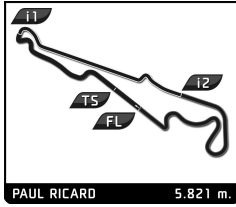
Michelin Le Mans Cup
Le Castellet Round
Race

Sector Analysis

Lap under Red Flag Invalidated Lap Personal Best Session Best Crossing the pit lane

Lap	D	Time	Sector 1	Sector 2	Sector 3	T. Spd	Elapsed	Lap	D	Time	Sector 1	Sector 2	Sector 3	T. Spd	Elapsed													
42	2	2:02.387	32.626	38.474	51.287	250.6	1:39:20.050	39	2	2:03.699	32.842	38.609	52.248	248.8	1:33:20.265													
43	2	2:01.239	32.149	38.189	50.901	247.1	1:41:21.289	40	2	2:03.979	32.727	38.772	52.480	248.8	1:35:24.244													
44	2	2:00.974	32.051	37.946	50.977	247.1	1:43:22.263	41	2	2:04.298	32.962	38.790	52.546	250.0	1:37:28.542													
45	2	2:01.496	32.289	38.077	51.130	247.1	1:45:23.759	42	2	2:03.404	32.574	38.676	52.154	248.8	1:39:31.946													
46	2	2:01.870	32.233	38.273	51.364	246.6	1:47:25.629	43	2	2:03.470	32.707	38.645	52.118	248.8	1:41:35.416													
47	2	2:01.640	32.331	38.192	51.117	246.6	1:49:27.269	44	2	2:03.132	32.582	38.520	52.030	247.7	1:43:38.548													
48	2	2:01.686	32.295	38.304	51.087	247.1	1:51:28.955	45	2	2:02.879	32.586	38.340	51.953	248.3	1:45:41.427													
49	2	2:01.449	32.245	37.980	51.224	247.1	1:53:30.404	46	2	2:03.996	32.763	38.678	52.555	249.4	1:47:45.423													
50	2	2:02.195	32.301	38.445	51.449	247.1	1:55:32.599	47	2	2:03.324	32.646	38.633	52.045	246.0	1:49:48.747													
51	2	2:01.962	32.308	38.308	51.346	247.1	1:57:34.561	48	2	2:20.781	32.601	54.848	53.332	246.0	1:52:09.528													
52	2	2:01.693	32.372	38.041	51.280	248.8	1:59:36.254	49	2	2:16.656	32.702	38.849	1:05.105	246.0	1:54:26.184													
53	2	2:02.331	32.565	38.570	51.196	248.8	2:01:38.585	50	2	2:06.199	33.687	39.492	53.020	245.5	1:56:32.383													
27 P4 Racing Ligier JS P325 - Toyota 1.Andrew FERGUSON LMP3 Pro/Am 2.Louis HAMILTON-SMITH								51								2	2:04.791	32.952	38.946	52.893	245.5	1:58:37.174						
1								1	2:51.410	45.743	44.863	1:20.804	52								2	2:05.190	33.088	38.982	53.120	246.0	2:00:42.364	
2								1	4:12.074	57.669	1:49.961	1:24.444	53								2	2:06.512	33.308	39.325	53.879	245.5	2:02:48.876	
3								1	3:56.439	59.375	1:37.764	1:19.300	125.4	50								2	2:03.996	32.763	38.678	52.555	249.4	1:47:45.423
4								1	3:46.655	1:00.251	1:29.374	1:17.030	47								2	2:03.324	32.646	38.633	52.045	246.0	1:49:48.747	
5								1	3:23.968	58.380	1:11.319	1:14.269	48								2	2:20.781	32.601	54.848	53.332	246.0	1:52:09.528	
6								1	2:49.058	46.274	53.468	1:09.316	165.6	49								2	2:16.656	32.702	38.849	1:05.105	246.0	1:54:26.184
7								1	2:11.057	35.698	40.463	54.896	247.1	50								2	2:06.199	33.687	39.492	53.020	245.5	1:56:32.383
8								1	2:11.597	34.401	42.157	55.039	246.6	51								2	2:04.791	32.952	38.946	52.893	245.5	1:58:37.174
9								1	2:09.134	34.425	40.325	54.384	247.1	52								2	2:05.190	33.088	38.982	53.120	246.0	2:00:42.364
10								1	2:07.960	33.931	39.646	54.383	246.0	53								2	2:06.512	33.308	39.325	53.879	245.5	2:02:48.876
11								1	2:08.279	34.094	39.945	54.240	246.6	46								2	2:03.996	32.763	38.678	52.555	249.4	1:47:45.423
12								1	2:08.582	34.254	39.966	54.362	246.6	47								2	2:03.324	32.646	38.633	52.045	246.0	1:49:48.747
13								1	2:10.164	34.110	39.893	56.161	247.1	48								2	2:20.781	32.601	54.848	53.332	246.0	1:52:09.528
14								1	2:09.562	35.349	39.771	54.442	245.5	49								2	2:16.656	32.702	38.849	1:05.105	246.0	1:54:26.184
15								1	2:08.316	33.851	39.968	54.497	248.3	50								2	2:06.199	33.687	39.492	53.020	245.5	1:56:32.383
16								1	2:07.796	34.104	39.822	53.870	247.7	51								2	2:04.791	32.952	38.946	52.893	245.5	1:58:37.174
17								1	2:09.388	34.094	39.926	55.368	247.1	52								2	2:05.190	33.088	38.982	53.120	246.0	2:00:42.364
18								1	2:08.659	34.225	39.812	54.622	248.3	53								2	2:06.512	33.308	39.325	53.879	245.5	2:02:48.876
19								1	2:08.842	33.958	39.827	55.057	248.3	46								2	2:03.996	32.763	38.678	52.555	249.4	1:47:45.423
20								1	2:08.838	34.097	39.624	55.117	248.8	47								2	2:03.324	32.646	38.633	52.045	246.0	1:49:48.747
21								1	4:32.510	34.266	39.639	3:18.605	246.6	48								2	2:20.781	32.601	54.848	53.332	246.0	1:52:09.528
22								2	2:30.331	55.169	41.420	53.742	121.1	49								2	2:16.656	32.702	38.849	1:05.105	246.0	1:54:26.184
23								2	2:07.752	34.859	39.025	53.868	246.0	50								2	2:06.199	33.687	39.492	53.020	245.5	1:56:32.383
24								2	2:05.146	33.774	38.755	52.617	240.5	51								2	2:04.791	32.952	38.946	52.893	245.5	1:58:37.174
25								2	2:04.411	32.932	38.324	53.155	246.6	52								2	2:05.190	33.088	38.982	53.120	246.0	2:00:42.364
26								2	2:03.933	33.441	38.657	51.835	250.0	53								2	2:06.512	33.308	39.325	53.879	245.5	2:02:48.876
27								2	2:03.007	32.617	38.331	52.059	250.6	46								2	2:03.996	32.763	38.678	52.555	249.4	1:47:45.423
28								2	2:03.497	32.743	38.411	52.343	250.0	47								2	2:03.324	32.646	38.633	52.045	246.0	1:49:48.747
29								2	2:03.640	32.918	38.505	52.217	251.2	48								2	2:20.781	32.601	54.848	53.332	246.0	1:52:09.528
30								2	2:03.582	32.520	38.388	52.674	248.8	49								2	2:16.656	32.702	38.849	1:05.105	246.0	1:54:26.184
31								2	2:02.942	32.744	38.320	51.878	248.8	50								2	2:06.199	33.687	39.492	53.020	245.5	1:56:32.383
32								2	2:03.845	33.322	38.498	52.025	248.8	51								2	2:04.791	32.952	38.946	52.893	245.5	1:58:37.174
33								2	2:04.244	32.852	39.095	52.297	249.4	52								2	2:05.190	33.088	38.982	53.120	246.0	2:00:42.364
34								2	2:03.216	32.752	38.441	52.023	249.4	53								2	2:06.512	33.308	39.325	53.879	245.5	2:02:48.876
35								2	2:03.884	32.587	39.082	52.215	249.4	46								2	2:03.996	32.763	38.678	52.555	249.4	1:47:45.423
36								2	2:04.558	32.796	38.771	52.991	248.8	47								2	2:03.324	32.646	38.633	52.045	246.0	1:49:48.747
37								2	2:03.685	32.922	38.503	52.260	248.8	48								2	2:20.781	32.601	54.848	53.332	246.0	1:52:09.528
38								2	2:04.605	32.965	39.323	52.317	248.8	49								2	2:16.656	32.702	38.849	1:05.105	246.0	1:54:26.184

Lap	D	Time	Sector 1	Sector 2	Sector 3	T. Spd	Elapsed	Lap	D	Time	Sector 1	Sector 2	Sector 3	T. Spd	Elapsed													
29 Forester Racing by VPS Ligier JS P325 - Toyota 1.Luciano MORANO LMP3 2.Roei MEYUHAS								50								2	2:03.996	32.763	38.678	52.555	249.4	1:47:45.423						
1								2	2:35.258	39.759	41.587	1:13.912	51								2	2:04.791	32.952	38.946	52.893	245.5	1:58:37.174	
2								2	4:06.310	57.015	1:33.466	1:35.829	52								2	2:05.190	33.088	38.982	53.120	246.0	2:00:42.364	
3								2	3:58.317	1:01.629	1:26.146	1:30.542	53								2	2:06.512	33.308	39.325	53.879	245.5	2:02:48.876	
4								2	3:48.597	1:00.656	1:18.933	1:29.008	46								2	2:03.996	32.763	38.678	52.555	249.4	1:47:45.423	
5								2	3:24.378	59.179	1:09.599	1:15.600	127.2	47								2	2:03.324	32.646	38.633	52.045	246.0	1:49:48.747
6								2	2:52.905	44.478	49.345	1:19.082	176.5	48								2	2:20.781	32.601	54.848	53.332	246.0	1:52:09.528
7								2	2:04.453	33.659	38.703	52.091	250.0	49								2	2:16.656	32.702	38.849	1:05.105	246.0	1:54:26.184
8								2	2:03.405	32.721	38.467	52.217	249.4	50								2	2:06.199	33.687	39.492	53.020	245.5	1:56:32.383
9								2	2:02.648	32.966	38.148	51.534	250.0	51								2	2:04.791	32.952	38.946	52.893	245.5	1:58:37.174
10								2	2:02.978	32.715	38.502	51.761	252.3	52								2	2:05.190	33.088	38.982	53.120	246.0	2:00:42.364
11								2	2:03.699	32.789	38.476	52.434	252.3	53								2	2:06.512	33.308	39.325	53.879	245.5	2:02:48.876
12								2	2:01.987	32.813	38.056	51.118	252.9	46								2	2:03.996	32.763	38.678	52.555	249.4	1:47:45.423
13								2	2:02.074	33.191	38.330	50.553	251.7	47								2	2:03.324	32.646	38.633	52.045	246.0	1:49:48.747
14								2	2:00.947	32.144	37.977	50.826	249.4	48								2	2:20.781	32.601	54.848	53.332	246.0	1:52:09.528
15								2	2:00.862	32.217	38.004	50.641	250.0	49								2	2:16.656	32.702	38.849	1:05.105	246.0	1:54:26.184
16								2	2:01.367	32.362	37.934	51.071	250.6	50								2	2:06.199	33.687	39.492	53.020	245.5	1:56:32.383
17								2	2:01.125	32.211	37.972	50.942	250.0	51								2	2:04.791	32.952	38.946	52.893	245.5	1:58:37.174
18								2	2:01.467	32.249	38.002																	

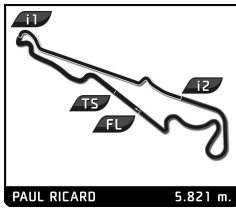


Michelin Le Mans Cup
Le Castellet Round
Race

Sector Analysis

Lap under Red Flag													Invalidated Lap	Personal Best	Session Best	B Crossing the pit lane
Lap	D	Time	Sector 1	Sector 2	Sector 3	T. Spd	Elapsed	Lap	D	Time	Sector 1	Sector 2	Sector 3	T. Spd	Elapsed	
36	1	2:01.743	32.359	38.261	51.123	248.8	1:24:40.917	32	2	2:02.008	32.398	38.229	51.381	247.1	1:17:25.504	
37	1	2:01.812	32.301	38.207	51.304	248.3	1:26:42.729	33	2	2:02.226	32.451	38.192	51.583	247.7	1:19:27.730	
38	1	2:01.974	32.318	38.197	51.459	247.7	1:28:44.703	34	2	2:02.840	32.587	38.304	51.949	247.7	1:21:30.570	
39	1	2:02.208	32.626	38.269	51.313	248.3	1:30:46.911	35	2	2:02.594	32.415	38.369	51.810	247.7	1:23:33.164	
40	1	2:02.059	32.581	38.330	51.148	248.3	1:32:48.970	36	2	2:02.347	32.526	38.273	51.548	247.7	1:25:35.511	
41	1	2:02.837	33.018	38.657	51.162	246.6	1:34:51.807	37	2	2:04.196	32.726	38.821	52.649	248.8	1:27:39.707	
42	1	2:02.098	32.253	38.284	51.561	247.7	1:36:53.905	38	2	2:04.313	33.515	38.894	51.904	249.4	1:29:44.020	
43	1	2:02.221	32.704	38.263	51.254	244.9	1:38:56.126	39	2	2:03.770	32.943	38.702	52.125	248.3	1:31:47.790	
44	1	2:01.968	32.406	38.405	51.157	248.3	1:40:58.094	40	2	2:02.823	32.385	38.813	51.625	247.1	1:33:50.613	
45	1	2:01.586	32.280	38.159	51.147	247.7	1:42:59.680	41	2	2:02.278	32.361	38.473	51.444	247.1	1:35:52.891	
46	1	2:01.845	32.356	38.192	51.297	246.6	1:45:01.525	42	2	2:02.282	32.365	38.336	51.581	245.5	1:37:55.173	
47	1	2:02.074	32.521	38.304	51.249	246.6	1:47:03.599	43	2	2:03.363	32.457	38.471	52.435	247.7	1:39:58.536	
48	1	2:02.464	32.539	38.304	51.621	247.1	1:49:06.063	44	2	2:03.397	32.841	38.313	52.243	248.8	1:42:01.933	
49	1	2:02.555	32.491	38.439	51.625	246.6	1:51:08.618	45	2	2:03.158	32.751	38.447	51.960	249.4	1:44:05.091	
50	1	2:02.471	32.469	38.275	51.727	247.1	1:53:11.089	46	2	2:02.302	32.531	38.585	51.186	247.7	1:46:07.393	
51	1	2:02.216	32.406	38.325	51.485	246.6	1:55:13.305	47	2	2:01.843	32.241	38.244	51.358	246.0	1:48:09.236	
52	1	2:02.313	32.426	38.406	51.481	246.6	1:57:15.618	48	2	2:01.799	32.146	38.378	51.275	246.6	1:50:11.035	
53	1	2:02.524	32.812	38.409	51.303	246.6	1:59:18.142	49	2	2:02.656	32.355	38.619	51.682	245.5	1:52:13.691	
54	1	2:04.164	32.852	38.948	52.364	247.7	2:01:22.306	50	2	2:02.542	32.444	38.434	51.664	246.0	1:54:16.233	
34 Inter Europol Competition Ligier JS P325 - Toyota																
1.Alexander BUKHANTSOV LMP3 Pro/Am																
2.Shawn RASHID																
1	1	2:41.644	41.087	43.608	1:16.949		2:41.644	51	2	2:02.250	32.336	38.510	51.404	244.9	1:56:18.483	
2	1	4:04.137	56.472	1:39.365	1:28.300		6:45.781	52	2	2:02.184	32.390	38.197	51.597	246.6	1:58:20.667	
3	1	3:59.209	1:03.502	1:28.544	1:27.163		10:44.990	53	2	2:03.824	32.647	38.944	52.263	241.6	2:00:24.491	
4	1	3:47.211	1:00.738	1:22.469	1:24.004		14:32.201	54	2	2:02.241	32.250	38.612	51.379	247.1	2:02:26.732	
5	1	3:25.713	1:01.058	1:10.696	1:13.959		17:57.914	36 Ajith Redant Racing Ligier JS P325 - Toyota								
6	1	2:52.178	44.802	49.983	1:17.393	123.4	20:50.092	1.Aditya PATEL LMP3								
7	1	2:07.021	33.624	39.738	53.659	247.1	22:57.113	2.Narain KARTHIKEYAN								
8	1	2:05.377	33.273	38.949	53.155	248.3	25:02.490	1	1	2:37.752	40.423	41.194	1:16.135		2:37.752	
9	1	2:05.381	33.308	39.181	52.892	247.7	27:07.871	2	1	4:05.431	57.225	1:35.427	1:32.779		6:43.183	
10	1	2:04.459	33.130	38.904	52.425	247.7	29:12.330	3	1	3:58.623	1:02.007	1:27.998	1:28.618	124.7	10:41.806	
11	1	2:04.132	33.066	38.962	52.104	247.7	31:16.462	4	1	3:47.786	1:00.167	1:21.004	1:26.615		14:29.592	
12	1	2:03.283	32.679	38.566	52.038	247.7	33:19.745	5	1	3:25.318	1:00.163	1:10.076	1:15.079		17:54.910	
13	1	2:03.634	32.761	38.841	52.032	248.8	35:23.379	6	1	2:52.215	44.749	50.035	1:17.431	140.3	20:47.125	
14	1	2:04.487	32.884	38.913	52.690	247.7	37:27.866	7	1	2:06.491	34.252	39.100	53.139	246.0	22:53.616	
15	1	2:04.438	33.001	38.805	52.632	247.7	39:32.304	8	1	2:04.689	33.556	38.786	52.347	248.3	24:58.305	
16	1	2:04.331	32.888	38.785	52.658	247.7	41:36.635	9	1	2:03.885	33.307	38.555	52.023	246.6	27:02.190	
17	1	2:04.789	32.858	38.739	53.192	248.3	43:41.424	10	1	2:05.175	33.204	38.902	53.069	247.7	29:07.365	
18	1	2:04.454	32.976	38.662	52.816	248.3	45:45.878	11	1	2:03.888	33.369	38.491	52.028	247.1	31:11.253	
19	1	2:04.330	32.942	38.806	52.582	248.3	47:50.208	12	1	2:04.279	33.076	38.791	52.412	248.3	33:15.532	
20	1	2:04.279	33.257	38.763	52.259	247.1	49:54.487	13	1	2:03.660	32.879	38.430	52.351	246.6	35:19.192	
21	1	2:03.795	32.926	38.679	52.190	248.3	51:58.282	14	1	2:03.129	32.747	38.588	51.794	247.1	37:22.321	
22	1	2:10.647	B 33.065	38.703	58.879	247.7	54:08.929	15	1	2:03.409	33.177	38.530	51.702	247.1	39:25.730	
23	2	4:43.555	3:08.349	40.717	54.489	139.7	58:52.484	16	1	2:03.675	33.012	38.481	52.182	246.6	41:29.405	
24	2	2:04.992	33.440	38.556	52.996	245.5	1:00:57.476	17	1	2:03.550	33.022	38.559	51.969	246.6	43:32.955	
25	2	2:03.111	32.794	38.430	51.887	246.0	1:03:00.587	18	1	2:04.719	32.985	38.887	52.847	247.1	45:37.674	
26	2	2:09.604	39.308	38.699	51.597	247.1	1:05:10.191	19	1	2:04.259	33.447	38.472	52.340	247.7	47:41.933	
27	2	2:03.630	33.460	38.386	51.784	246.0	1:07:13.821	20	1	2:05.156	33.286	39.592	52.278	247.1	49:47.089	
28	2	2:02.341	32.380	38.334	51.627	246.6	1:09:16.162	21	1	2:10.638	B 33.048	38.689	58.901	247.7	51:57.727	
29	2	2:02.272	32.388	38.208	51.676	247.1	1:11:18.434	22	2	4:42.366	3:08.686	40.335	53.345	145.2	56:40.093	
30	2	2:02.625	32.843	38.453	51.329	246.6	1:13:21.059	23	2	2:05.085	33.547	39.211	52.327	243.8	58:45.178	
31	2	2:02.437	32.578	38.213	51.646	246.6	1:15:23.496	24	2	2:03.571	32.939	38.665	51.967	244.3	1:00:48.749	
								25	2	2:04.461	33.740	38.885	51.836	244.3	1:02:53.210	
								26	2	2:04.324	33.049	39.291	51.984	245.5	1:04:57.534	
								27	2	2:02.979	32.796	38.559	51.624	246.0	1:07:00.513	





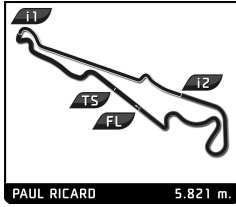
Michelin Le Mans Cup
Le Castellet Round
Race

Sector Analysis

Lap under Red Flag Invalidated Lap Personal Best Session Best Crossing the pit lane

Lap	D	Time	Sector 1	Sector 2	Sector 3	T. Spd	Elapsed	Lap	D	Time	Sector 1	Sector 2	Sector 3	T. Spd	Elapsed
28	2	2:02.662	32.789	38.281	51.592	246.6	1:09:03.175	24	1	2:01.517	32.229	38.033	51.255	248.8	57:31.845
29	2	2:02.955	32.645	38.500	51.810	247.1	1:11:06.130	25	1	2:02.429	32.299	38.115	52.015	249.4	59:34.274
30	2	2:03.479	33.245	38.562	51.672	246.6	1:13:09.609	26	1	2:01.804	32.448	37.966	51.390	249.4	1:01:36.078
31	2	2:03.449	32.654	38.362	52.433	247.1	1:15:13.058	27	1	2:01.763	32.352	37.979	51.432	249.4	1:03:37.841
32	2	2:03.469	33.025	38.709	51.735	246.6	1:17:16.527	28	1	2:08.522	32.693	38.147	57.682	250.0	1:05:46.363
33	2	2:04.222	32.870	38.557	52.795	247.1	1:19:20.749	29	2	4:45.354	3:08.687	41.757	54.910	146.3	1:10:31.717
34	2	2:03.259	32.786	38.384	52.089	247.7	1:21:24.008	30	2	2:03.504	33.114	37.562	52.828	247.1	1:12:35.221
35	2	2:03.785	33.135	38.428	52.222	248.3	1:23:27.793	31	2	2:02.773	32.474	38.255	52.044	247.1	1:14:37.994
36	2	2:03.565	33.184	38.521	51.860	250.0	1:25:31.358	32	2	2:02.654	32.853	38.482	51.319	249.4	1:16:40.648
37	2	2:02.979	32.710	38.223	52.046	246.6	1:27:34.337	33	2	2:08.890	33.163	38.974	56.753	246.6	1:18:49.538
38	2	2:02.976	32.659	38.578	51.739	246.6	1:29:37.313	34	2	2:15.139	34.108	40.783	1:00.248	247.1	1:21:04.677
39	2	2:03.377	32.617	38.447	52.313	247.7	1:31:40.690	49 High Class Racing Ligier JS P325 - Toyota 1. Michael HOVE LMP3 Pro/Am 2. Andrew RACKSTRAW							
40	2	2:03.469	32.724	38.593	52.152	247.1	1:33:44.159	1	1	2:50.384	44.275	45.587	1:20.522		2:50.384
41	2	2:02.889	32.673	38.680	51.536	245.5	1:35:47.048	2	1	4:10.618	57.946	1:48.598	1:24.074		7:01.002
42	2	2:02.565	32.469	38.320	51.776	246.0	1:37:49.613	3	1	3:57.267	1:00.619	1:35.540	1:21.108	127.1	10:58.269
43	2	2:03.777	32.789	38.848	52.140	247.7	1:39:53.390	4	1	3:46.444	1:00.220	1:28.800	1:17.424		14:44.713
44	2	2:02.792	32.613	38.537	51.642	246.6	1:41:56.182	5	1	3:25.079	58.903	1:11.216	1:14.960	126.0	18:09.792
45	2	2:02.744	32.526	38.549	51.669	245.5	1:43:58.926	6	1	2:49.123	45.250	53.678	1:10.195	179.7	20:58.915
46	2	2:02.429	32.379	38.609	51.441	244.9	1:46:01.355	7	1	2:16.670	36.938	40.941	58.791	247.7	23:15.585
47	2	2:02.829	32.514	38.552	51.763	245.5	1:48:04.184	8	1	2:09.713	34.632	39.888	55.193	247.7	25:25.298
48	2	2:02.175	32.380	38.413	51.382	244.3	1:50:06.359	9	1	2:09.682	34.641	40.289	54.752	247.7	27:34.980
49	2	2:03.617	32.168	39.362	52.087	245.5	1:52:09.976	10	1	2:08.972	33.936	39.457	55.579	248.3	29:43.952
50	2	2:03.314	32.755	38.759	51.800	246.0	1:54:13.290	11	1	2:10.309	33.745	40.253	56.311	248.8	31:54.261
51	2	2:02.695	32.581	38.536	51.578	244.9	1:56:15.985	12	1	2:09.613	34.403	39.938	55.272	249.4	34:03.874
52	2	2:03.250	33.304	38.555	51.391	245.5	1:58:19.235	13	1	2:11.335	34.796	40.741	55.798	248.3	36:15.209
53	2	2:02.370	32.243	38.374	51.753	245.5	2:00:21.605	14	1	2:10.454	35.220	40.404	54.830	235.3	38:25.663
54	2	2:02.282	32.548	38.266	51.468	246.6	2:02:23.887	15	1	2:07.564	34.099	39.569	53.896	248.3	40:33.227
43 Inter Europol Competition Ligier JS P325 - Toyota 1. Christian DANNEMAND JC LMP3 2. William KARLSSON							16	1	2:07.151	33.588	39.536	54.027	248.3	42:40.378	
1	1	2:31.366	38.253	39.833	1:13.280		2:31.366	17	1	2:07.469	33.598	39.574	54.297	248.8	44:47.847
2	1	4:05.338	56.298	1:31.997	1:37.043		6:36.704	18	1	2:07.225	33.731	39.316	54.178	248.8	46:55.072
3	1	3:58.649	1:00.978	1:25.877	1:31.794		10:35.353	19	1	2:07.989	33.943	39.538	54.508	249.4	49:03.061
4	1	3:47.856	59.857	1:18.019	1:29.980		14:23.209	20	1	2:08.110	34.057	39.643	54.410	248.8	51:11.171
5	1	3:25.388	58.603	1:09.412	1:17.373		17:48.597	21	1	2:11.430	34.765	40.346	56.319	247.7	53:22.601
6	1	2:53.953	44.487	48.473	1:20.993	173.1	20:42.550	22	1	4:48.230	34.436	39.933	3:33.861	248.8	58:10.831
7	1	2:04.413	33.545	38.752	52.116	247.7	22:46.963	23	2	2:30.587	54.530	41.772	54.285	138.1	1:00:41.418
8	1	2:03.249	32.960	38.399	51.890	252.3	24:50.212	24	2	2:05.433	34.084	38.963	52.386	247.7	1:02:46.851
9	1	2:03.290	32.748	38.408	52.134	249.4	26:53.502	25	2	2:08.537	38.051	38.733	51.753	248.8	1:04:55.388
10	1	2:02.894	32.520	38.274	52.100	248.3	28:56.396	26	2	2:02.008	32.390	38.236	51.382	247.7	1:06:57.396
11	1	2:05.786	33.187	39.304	53.295	249.4	31:02.182	27	2	2:01.769	32.403	38.089	51.277	248.8	1:08:59.165
12	1	2:02.243	32.554	38.261	51.428	249.4	33:04.425	28	2	2:01.985	32.705	38.106	51.174	248.8	1:11:01.150
13	1	2:03.855	34.108	38.525	51.222	249.4	35:08.280	29	2	2:01.832	32.435	38.131	51.266	248.3	1:13:02.982
14	1	2:01.775	32.496	37.995	51.284	249.4	37:10.055	30	2	2:01.808	32.571	38.093	51.144	249.4	1:15:04.790
15	1	2:02.161	32.397	38.114	51.650	248.8	39:12.216	31	2	2:02.991	32.286	38.344	52.361	249.4	1:17:07.781
16	1	2:01.529	32.204	38.143	51.182	249.4	41:13.745	32	2	2:02.711	32.652	38.372	51.687	249.4	1:19:10.492
17	1	2:01.972	32.484	38.291	51.197	248.8	43:15.717	33	2	2:03.085	32.740	38.066	52.279	249.4	1:21:13.577
18	1	2:01.959	32.393	38.170	51.396	248.8	45:17.676	34	2	2:02.644	32.657	38.075	51.912	249.4	1:23:16.221
19	1	2:02.341	32.553	38.145	51.643	248.8	47:20.017	35	2	2:02.289	32.650	38.150	51.489	248.8	1:25:18.510
20	1	2:02.938	33.449	38.173	51.316	250.6	49:22.955	36	2	2:02.411	32.445	37.910	52.056	248.8	1:27:20.921
21	1	2:03.088	32.669	38.301	52.118	250.0	51:26.043	37	2	2:02.124	32.562	37.994	51.568	251.2	1:29:23.045
22	1	2:01.748	32.539	38.066	51.143	249.4	53:27.791	38	2	2:01.899	32.473	37.957	51.469	247.7	1:31:24.944
23	1	2:02.537	32.538	38.135	51.864	250.0	55:30.328	39	2	2:02.609	32.922	38.193	51.494	248.8	1:33:27.553





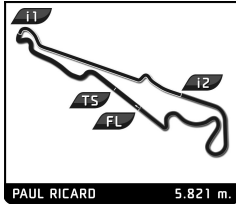
Michelin Le Mans Cup
Le Castellet Round
Race

Sector Analysis

PAUL RICARD 5.821 m.

Lap under Red Flag Invalidated Lap Personal Best Session Best Crossing the pit lane

Lap	D	Time	Sector 1	Sector 2	Sector 3	T. Spd	Elapsed	Lap	D	Time	Sector 1	Sector 2	Sector 3	T. Spd	Elapsed
40	2	2:02.291	32.513	38.210	51.568	248.8	1:35:29.844	37	2	2:00.326	32.019	37.837	50.470	250.6	1:26:23.570
41	2	2:02.199	32.471	38.138	51.590	249.4	1:37:32.043	38	2	2:00.196	31.791	37.762	50.643	250.6	1:28:23.766
42	2	2:03.174	32.514	38.376	52.284	249.4	1:39:35.217	39	2	2:00.495	32.089	37.932	50.474	251.2	1:30:24.261
43	2	2:02.908	32.938	38.359	51.611	248.3	1:41:38.125	40	2	2:00.607	31.996	37.942	50.669	251.2	1:32:24.868
44	2	2:02.706	32.721	38.230	51.755	249.4	1:43:40.831	41	2	2:00.707	31.929	38.025	50.753	251.2	1:34:25.575
45	2	2:02.390	32.591	38.257	51.542	248.3	1:45:43.221	42	2	2:01.105	32.154	37.999	50.952	251.2	1:36:26.680
46	2	2:03.963	32.652	38.385	52.926	249.4	1:47:47.184	43	2	2:02.894	32.168	40.059	50.667	251.2	1:38:29.574
47	2	2:03.758	33.661	38.354	51.743	249.4	1:49:50.942	44	2	2:00.742	32.189	37.974	50.579	250.0	1:40:30.316
48	2	2:03.313	32.781	38.349	52.183	249.4	1:51:54.255	45	2	2:00.372	32.042	37.914	50.416	250.0	1:42:30.688
49	2	2:04.133	33.901	38.696	51.536	235.8	1:53:58.388	46	2	2:00.152	31.794	37.713	50.645	251.2	1:44:30.840
50	2	2:02.694	32.629	38.204	51.861	250.0	1:56:01.082	47	2	2:01.226	32.145	38.121	50.960	250.6	1:46:32.066
51	2	2:03.223	32.824	38.054	52.345	250.0	1:58:04.305	48	2	2:00.260	31.950	37.887	50.423	249.4	1:48:32.326
52	2	2:02.807	32.610	38.294	51.903	249.4	2:00:07.112	49	2	2:00.752	31.845	38.532	50.375	250.6	1:50:33.078
53	2	2:02.135	32.614	38.096	51.425	250.0	2:02:09.247	50	2	2:00.148	31.825	37.943	50.380	251.2	1:52:33.226
50 23Events Racing Ligier JS P325 - Toyota LMP3 1.Giovanni MASCHIO 2.Colin QUEEN								51 AF Corse Ferrari 296 GT3 Evo GT3 1.Alessandro COZZI 2.Eliseo DONNO							
1	1	2:29.287	37.306	39.659	1:12.322		2:29.287	1	1	2:48.707	45.326	43.922	1:19.459		2:48.707
2	1	4:05.095	56.112	1:31.891	1:37.092		6:34.382	2	1	4:09.364	57.776	1:46.538	1:25.050		6:58.071
3	1	3:58.715	1:00.891	1:25.404	1:32.420		10:33.097	3	1	3:58.136	1:01.521	1:33.782	1:22.833		10:56.207
4	1	3:47.398	59.415	1:18.490	1:29.493		14:20.495	4	1	3:46.616	1:00.552	1:27.148	1:18.916		14:42.823
5	1	3:25.973	59.131	1:09.654	1:17.188		17:46.468	5	1	3:24.990	58.924	1:10.987	1:15.079		18:07.813
6	1	2:54.290	44.186	49.042	1:21.062	146.1	20:40.758	6	1	2:49.275	45.041	52.508	1:11.726	146.9	20:57.088
7	1	2:04.385	33.844	38.439	52.102	247.7	22:45.143	7	1	2:11.207	35.143	40.824	55.240	243.2	23:08.295
8	1	2:03.197	33.100	38.396	51.701	248.3	24:48.340	8	1	2:08.812	34.282	40.045	54.485	243.8	25:17.107
9	1	2:04.534	33.518	38.651	52.365	249.4	26:52.874	9	1	2:08.105	34.716	39.449	53.940	241.6	27:25.212
10	1	2:02.307	32.444	38.237	51.626	248.8	28:55.181	10	1	2:07.727	33.769	39.725	54.233	242.2	29:32.939
11	1	2:01.627	32.322	38.099	51.206	249.4	30:56.808	11	1	2:08.284	33.843	39.947	54.494	242.7	31:41.223
12	1	2:02.339	32.325	38.083	51.931	249.4	32:59.147	12	1	2:07.844	33.844	39.615	54.385	244.3	33:49.034
13	1	2:02.610	33.052	38.043	51.515	249.4	35:01.757	13	1	2:07.259	33.689	39.509	54.061	242.2	35:56.293
14	1	2:01.635	32.470	37.950	51.215	251.2	37:03.392	14	1	2:07.094	33.390	39.444	54.260	242.7	38:03.387
15	1	2:01.333	32.152	38.038	51.143	251.2	39:04.725	15	1	2:07.270	33.867	39.443	53.960	242.2	40:10.657
16	1	2:01.663	32.283	38.097	51.283	250.6	41:06.388	16	1	2:06.981	33.389	39.370	54.222	242.7	42:17.638
17	1	2:01.721	32.281	37.983	51.457	250.0	43:08.109	17	1	2:07.663	33.507	40.188	53.968	243.2	44:25.301
18	1	2:01.039	32.247	37.787	51.005	251.2	45:09.148	18	1	2:06.653	33.321	39.532	53.800	241.1	46:31.954
19	1	2:01.933	32.316	38.084	51.533	251.7	47:11.081	19	1	2:06.876	33.543	39.360	53.973	242.2	48:38.830
20	1	2:01.810	32.238	38.303	51.269	251.7	49:12.891	20	1	2:14.050	33.238	39.555	1:01.257	242.2	50:52.880
21	1	2:01.920	32.390	38.198	51.332	252.3	51:14.811	21	2	4:49.778	3:13.111	41.941	54.726	127.8	55:42.658
22	1	2:02.515	32.394	38.872	51.249	252.3	53:17.326	22	2	2:05.648	33.631	38.976	53.041	241.6	57:48.306
23	1	2:08.161	32.162	38.076	57.923	251.7	55:25.487	23	2	2:09.770	33.326	39.656	56.788	243.8	59:58.076
24	2	4:43.454	3:09.312	40.483	53.659	145.7	1:00:08.941	24	2	2:03.464	32.586	38.594	52.284	241.6	1:02:01.540
25	2	2:03.133	33.358	38.576	51.199	247.7	1:02:12.074	25	2	2:03.650	32.437	38.678	52.535	243.2	1:04:05.190
26	2														



Michelin Le Mans Cup
Le Castellet Round
Race

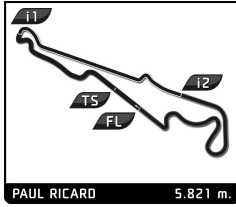
Sector Analysis

Lap under Red Flag											Invalidated Lap	Personal Best	Session Best	B Crossing the pit lane	
Lap	D	Time	Sector 1	Sector 2	Sector 3	T. Spd	Elapsed	Lap	D	Time	Sector 1	Sector 2	Sector 3	T. Spd	Elapsed
33	2	2:04.583	32.758	39.206	52.619	244.3	1:20:45.679	30	2	2:07.031	33.799	39.710	53.522	244.3	1:15:01.962
34	2	2:04.140	32.863	38.773	52.504	243.8	1:22:49.819	31	2	2:05.595	33.020	39.188	53.387	246.0	1:17:07.557
35	2	2:05.164	32.760	38.915	53.489	243.8	1:24:54.983	32	2	2:05.133	33.309	38.872	52.952	243.8	1:19:12.690
36	2	2:05.201	32.803	39.002	53.396	244.9	1:27:00.184	33	2	2:05.048	32.823	39.363	52.862	243.8	1:21:17.738
37	2	2:05.170	32.971	39.273	52.926	243.2	1:29:05.354	34	2	2:04.764	32.625	39.313	52.826	243.8	1:23:22.502
38	2	2:04.752	32.817	38.937	52.998	243.8	1:31:10.106	35	2	2:05.082	33.179	38.763	53.140	243.2	1:25:27.584
39	2	2:05.037	32.812	38.977	53.248	243.8	1:33:15.143	36	2	2:04.607	32.863	38.986	52.758	244.3	1:27:32.191
40	2	2:04.343	32.802	38.884	52.657	242.7	1:35:19.486	37	2	2:04.240	32.725	38.827	52.688	243.2	1:29:36.431
41	2	2:04.105	32.656	38.913	52.536	243.2	1:37:23.591	38	2	2:04.702	32.794	38.646	53.262	243.2	1:31:41.133
42	2	2:04.258	32.618	38.717	52.923	243.2	1:39:27.849	39	2	2:04.299	32.823	38.742	52.734	244.9	1:33:45.432
43	2	2:04.332	32.747	38.969	52.616	244.9	1:41:32.181	40	2	2:04.356	32.916	38.722	52.718	243.8	1:35:49.788
44	2	2:04.469	32.743	38.931	52.795	243.2	1:43:36.650	41	2	2:04.336	32.878	38.703	52.755	243.8	1:37:54.124
45	2	2:04.240	32.718	38.821	52.701	242.7	1:45:40.890	42	2	2:04.066	32.767	38.516	52.783	244.9	1:39:58.190
46	2	2:05.435	32.765	38.974	53.696	242.7	1:47:46.325	43	2	2:04.395	32.557	38.626	53.212	244.3	1:42:02.585
47	2	2:07.175	34.186	39.259	53.730	243.2	1:49:53.500	44	2	2:05.199	32.982	38.966	53.251	243.2	1:44:07.784
48	2	2:04.767	32.814	38.952	53.001	243.2	1:51:58.267	45	2	2:04.153	32.703	38.580	52.870	243.8	1:46:11.937
49	2	2:05.023	32.812	38.861	53.350	243.2	1:54:03.290	46	2	2:06.298	32.900	39.843	53.555	243.8	1:48:18.235
50	2	2:05.577	33.775	39.143	52.659	243.8	1:56:08.867	47	2	2:06.019	33.277	39.726	53.016	244.9	1:50:24.254
51	2	2:04.338	32.811	38.835	52.692	242.7	1:58:13.205	48	2	2:05.041	33.136	38.956	52.949	244.3	1:52:29.295
52	2	2:04.269	32.849	38.858	52.592	242.7	2:00:17.474	49	2	2:05.554	32.908	39.262	53.384	243.8	1:54:34.849
53	2	2:04.664	32.626	39.056	52.982	242.7	2:02:22.138	50	2	2:13.198B	33.180	39.664	1:00.354	244.3	1:56:48.047
54	2	2:03.684	32.518	38.815	52.351	243.2	1:04:35.536	51	2	2:33.639	1:00.745	39.712	53.182	152.5	1:59:21.686
26	2	2:04.742	32.573	38.869	53.270	242.7	1:06:40.248	52	2	2:04.629	32.726	38.786	53.117	242.7	2:01:26.315

54		Dinamic GT		Porsche 911 GT3 (992) EVO											
		1.Reinhold KRAHN		GT3											
		2.Matteo CRESSONI													
1	1	2:52.491	46.196	44.793	1:21.502		2:52.491								
2	1	4:11.608	57.354	1:51.636	1:22.618		7:04.099								
3	1	3:56.871	59.671	1:38.807	1:18.393		11:00.970								
4	1	3:46.850	59.926	1:30.763	1:16.161		14:47.820								
5	1	3:23.685	57.929	1:12.327	1:13.429		18:11.505								
6	1	2:48.667	46.163	53.828	1:08.676	160.5	21:00.172								
7	1	2:11.985	35.979	40.916	55.090	241.1	23:12.157								
8	1	2:10.505	34.355	41.372	54.778	242.7	25:22.662								
9	1	2:09.242	34.474	40.236	54.532	242.7	27:31.904								
10	1	2:10.264	34.297	40.804	55.163	243.2	29:42.168								
11	1	2:08.208	34.038	39.851	54.319	242.7	31:50.376								
12	1	2:07.517	33.803	39.606	54.108	242.7	33:57.893								
13	1	2:07.895	33.523	39.908	54.464	243.8	36:05.788								
14	1	2:07.349	33.962	39.525	53.862	243.8	38:13.137								
15	1	2:07.224	33.671	39.735	53.818	242.2	40:20.361								
16	1	2:06.639	33.426	39.586	53.627	243.2	42:27.000								
17	1	2:15.802B	33.907	39.959	1:01.936	243.2	44:42.802								
18	1	2:25.259	50.170	39.879	55.210	146.5	47:08.061								
19	1	2:09.510	34.077	40.272	55.161	243.8	49:17.571								
20	1	2:17.936B	34.063	40.012	1:03.861	243.2	51:35.507								
21	2	4:40.274	3:02.341	42.565	55.368	128.1	56:15.781								
22	2	2:07.309	34.018	39.712	53.579	240.0	58:23.090								
23	2	2:04.855	32.935	39.144	52.776	241.6	1:00:27.945								
24	2	2:03.907	32.722	38.793	52.392	242.7	1:02:31.852								
25	2	2:03.684	32.518	38.815	52.351	243.2	1:04:35.536								
26	2	2:04.742	32.573	38.869	53.270	242.7	1:06:40.248								
27	2	2:03.975	32.615	38.737	52.623	243.2	1:08:44.223								
28	2	2:05.195	32.931	38.814	53.450	243.8	1:10:49.418								
29	2	2:05.513	33.203	39.077	53.233	245.5	1:12:54.931								

58		GG Classics		Ligier JS P325 - Toyota LMP3 Pro/Am											
		1.James SWEETNAM													
		2.Fraser ROSS													
1	1	2:43.044	42.326	41.447	1:19.271		2:43.044								
2	1	4:05.461	56.552	1:41.203	1:27.706		6:48.505								
3	1	3:58.381	1:03.005	1:29.292	1:26.084	125.9	10:46.886								
4	1	3:47.543	1:01.414	1:21.816	1:24.313		14:34.429								
5	1	3:24.867	1:00.222	1:10.670	1:13.975		17:59.296								
6	1	2:52.052	45.128	49.264	1:17.660	151.3	20:51.348								
7	1	2:06.154	33.800	39.050	53.304	250.0	22:57.502								
8	1	2:05.365	33.762	38.686	52.917	251.7	25:02.867								
9	1	2:05.621	33.485	39.092	53.044	252.3	27:08.488								
10	1	2:04.482	33.211	38.520	52.751	251.7	29:12.970								
11	1	2:04.247	33.327	38.631	52.289	248.8	31:17.217								
12	1	2:04.348	32.878	38.931	52.539	251.7	33:21.565								
13	1	2:03.689	32.699	38.267	52.723	252.3	35:25.254								
14	1	2:04.961	32.908	39.622	52.431	250.0	37:30.215								
15	1	2:03.458	32.947	38.092	52.419	250.6	39:33.673								
16	1	2:03.897	33.058	38.268	52.571	251.2	41:37.570								
17	1	2:04.526	32.940	38.407	53.179	251.7	43:42.096								
18	1	2:04.298	33.152	38.571	52.575	250.0	45:46.394								
19	1	2:04.412	33.177	38.542	52.693	252.9	47:50.806								
20	1	2:04.265	33.249	38.662	52.354	252.3	49:55.071								
21	1	2:04.085	33.056	38.957	52.072	251.2	51:59.156								
22	1	4:28.371B	33.056	38.369	3:16.946	251.2	56:27.527								
23	2	2:36.810	57.589	42.818	56.403	125.7	59:04.337								
24	2	2:09.258	35.541	39.553	54.164	245.5	1:01:13.595								
25	2	2:05.802	33.643	39.196	52.963	247.1	1:03:19.397								
26	2	2:05.894	34.108	39.095	52.691	248.3	1:05:25.291								
27	2	2:04.534	33.135	38.699	52.700	247.7	1:07:29.825								





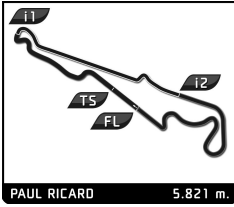
Michelin Le Mans Cup
Le Castellet Round
Race

Sector Analysis

Lap under Red Flag Invalidated Lap Personal Best Session Best Crossing the pit lane

Lap	D	Time	Sector 1	Sector 2	Sector 3	T. Spd	Elapsed	Lap	D	Time	Sector 1	Sector 2	Sector 3	T. Spd	Elapsed
28	2	2:03.846	32.841	38.590	52.415	247.7	1:09:33.671	25	2	2:02.414	32.550	38.212	51.652	247.1	1:02:59.357
29	2	2:03.768	33.009	38.536	52.223	248.3	1:11:37.439	26	2	2:01.248	32.202	38.119	50.927	248.8	1:05:00.605
30	2	2:03.427	32.709	38.580	52.138	248.3	1:13:40.866	27	2	2:02.516	32.440	38.265	51.811	248.8	1:07:03.121
31	2	2:03.053	32.790	38.492	51.771	248.3	1:15:43.919	28	2	2:01.411	32.403	37.976	51.032	251.2	1:09:04.532
32	2	2:02.623	32.526	38.473	51.624	248.8	1:17:46.542	29	2	2:01.815	32.359	37.943	51.513	250.0	1:11:06.347
33	2	2:04.299	33.387	38.500	52.412	248.3	1:19:50.841	30	2	2:01.640	32.381	38.163	51.096	252.3	1:13:07.987
34	2	2:02.340	32.667	38.192	51.481	249.4	1:21:53.181	31	2	2:01.418	32.229	38.132	51.057	248.8	1:15:09.405
35	2	2:01.715	32.412	37.834	51.469	248.8	1:23:54.896	32	2	2:01.453	32.423	37.999	51.031	248.8	1:17:10.858
36	2	2:01.869	32.495	38.120	51.254	249.4	1:25:56.765	33	2	2:02.573	32.387	38.143	52.043	250.0	1:19:13.431
37	2	2:02.431	32.544	38.312	51.575	248.8	1:27:59.196	34	2	2:02.259	32.620	38.253	51.386	251.7	1:21:15.690
38	2	2:02.551	32.622	38.134	51.795	248.8	1:30:01.747	35	2	2:02.831	32.426	38.320	52.085	250.6	1:23:18.521
39	2	2:05.242	32.685	38.982	53.545	248.3	1:32:06.959	36	2	2:02.266	32.753	38.226	51.287	251.7	1:25:20.787
40	2	2:03.437	32.859	38.594	51.984	248.3	1:34:10.396	37	2	2:01.944	32.427	38.272	51.245	249.4	1:27:22.731
41	2	2:02.681	32.777	38.299	51.605	248.8	1:36:13.077	38	2	2:03.327	32.499	38.192	52.636	250.6	1:29:26.058
42	2	2:02.572	32.838	38.271	51.463	249.4	1:38:15.649	39	2	2:02.210	32.496	38.375	51.339	248.8	1:31:28.268
43	2	2:03.058	32.913	38.333	51.812	250.6	1:40:18.707	40	2	2:02.019	32.359	38.352	51.308	250.0	1:33:30.287
44	2	2:04.820	32.412	39.795	52.613	249.4	1:42:23.527	41	2	2:03.450	33.413	38.285	51.752	250.6	1:35:33.737
45	2	2:04.445	33.421	38.548	52.476	250.6	1:44:27.972	42	2	2:04.221	33.809	38.537	51.875	247.7	1:37:37.958
46	2	2:06.003	34.277	39.447	52.279	248.3	1:46:33.975	43	2	2:02.538	32.594	38.365	51.579	250.6	1:39:40.496
47	2	2:05.226	33.388	39.393	52.445	248.3	1:48:39.201	44	2	2:02.514	32.483	38.276	51.755	250.6	1:41:43.010
48	2	2:05.171	34.019	38.755	52.397	248.3	1:50:44.372	45	2	2:02.607	32.654	38.493	51.460	248.8	1:43:45.617
49	2	2:04.046	32.892	38.610	52.544	248.8	1:52:48.418	46	2	2:02.793	32.588	38.382	51.823	251.2	1:45:48.410
50	2	2:03.534	32.952	38.839	51.743	248.3	1:54:51.952	47	2	2:01.553	32.333	38.165	51.055	248.8	1:47:49.963
51	2	2:03.077	32.602	38.531	51.944	248.8	1:56:55.029	48	2	2:02.652	32.335	38.305	52.012	249.4	1:49:52.615
52	2	2:02.578	32.748	38.283	51.547	248.8	1:58:57.607	49	2	2:02.140	32.285	38.421	51.434	250.0	1:51:54.755
53	2	2:02.404	32.763	38.239	51.402	249.4	2:01:00.011	50	2	2:02.589	32.530	38.598	51.461	250.0	1:53:57.344
62 Bretton Racing 1.Jacek ZIELONKA 2.Léo Sami ROBINSON Ligier JS P325 - Toyota LMP3 Pro/Am								51	2	2:02.856	32.781	38.696	51.379	251.2	1:56:00.200
								52	2	2:05.008	32.889	38.399	53.720	250.6	1:58:05.208
1	1	2:43.623	41.929	43.696	1:17.998		2:43.623	53	2	2:03.918	33.229	38.483	52.206	248.8	2:00:09.126
2	1	4:06.267	56.629	1:41.905	1:27.733		6:49.890	54	2	2:05.030	33.159	38.884	52.987	250.0	2:02:14.156
3	1	4:00.079	1:03.191	1:29.342	1:27.546	124.9	10:49.969	66 Rinaldi Racing 1.Steve PARROW 2.Mikkel Gaarde PEDERSEN Ligier JS P325 - Toyota LMP3 Pro/Am							
4	1	3:46.780	59.178	1:24.468	1:23.134		14:36.749								
5	1	3:24.824	58.834	1:10.742	1:15.248		18:01.573	1	1	2:48.238	43.874	45.002	1:19.362		2:48.238
6	1	2:50.567	44.946	49.249	1:16.372	171.2	20:52.140	2	1	4:08.268	57.391	1:46.163	1:24.714		6:56.506
7	1	2:07.038	34.044	39.589	53.405	247.1	22:59.178	3	1	3:58.860	1:02.405	1:33.390	1:23.065		10:55.366
8	1	2:04.690	33.192	38.916	52.582	247.1	25:03.868	4	1	3:45.787	1:00.567	1:25.528	1:19.692		14:41.153
9	1	2:05.253	33.306	38.982	52.965	248.3	27:09.121	5	1	3:25.230	59.237	1:11.106	1:14.887		18:06.383
10	1	2:04.803	33.265	39.231	52.307	249.4	29:13.924	6	1	2:49.622	45.299	51.717	1:12.606	172.5	20:56.005
11	1	2:04.073	33.056	38.664	52.353	248.3	31:17.997	7	1	2:11.338	35.583	40.499	55.256	246.6	23:07.343
12	1	2:04.387	33.126	38.704	52.557	248.3	33:22.384	8	1	2:11.636	35.223	41.778	54.635	245.5	25:18.979
13	1	2:03.740	32.902	38.658	52.180	249.4	35:26.124	9	1	2:08.362	34.465	40.066	53.831	247.7	27:27.341
14	1	2:04.790	33.020	39.217	52.553	249.4	37:30.914	10	1	2:07.180	34.181	39.274	53.725	247.7	29:34.521
15	1	2:03.900	33.066	38.651	52.183	249.4	39:34.814	11	1	2:07.985	34.324	39.462	54.199	247.1	31:42.506
16	1	2:03.724	32.843	38.642	52.239	248.8	41:38.538	12	1	2:07.698	34.373	39.434	53.891	247.7	33:50.204
17	1	2:04.354	32.935	38.942	52.474	249.4	43:42.889	13	1	2:07.283	34.336	39.440	53.507	248.3	35:57.487
18	1	2:04.379	33.210	38.752	52.417	249.4	45:47.268	14	1	2:06.843	34.020	39.447	53.406	248.8	38:04.330
19	1	2:04.297	33.260	38.510	52.527	248.8	47:51.565	15	1	2:07.108	34.193	39.174	53.741	248.8	40:11.438
20	1	2:04.370	33.220	38.682	52.468	248.8	49:55.935	16	1	2:07.082	33.930	39.186	53.966	248.8	42:18.520
21	1	2:10.416 B	33.218	38.760	58.438	248.8	52:06.351	17	1	2:07.888	34.194	39.663	54.031	248.8	44:26.408
22	2	4:42.951	3:09.185	40.618	53.148	146.1	56:49.302	18	1	2:06.850	33.933	39.257	53.660	247.7	46:33.258
23	2	2:04.767	34.652	38.701	51.414	247.1	58:54.069	19	1	2:06.522	33.865	38.993	53.664	248.8	48:39.780
24	2	2:02.874	32.586	38.172	52.116	248.8	1:00:56.943	20	1	2:07.255	33.963	39.208	54.084	249.4	50:47.035



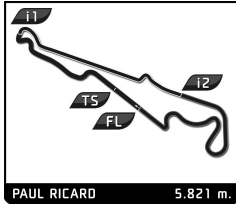


Michelin Le Mans Cup
Le Castellet Round
Race

Sector Analysis

Lap under Red Flag												Invalidated Lap		Personal Best		Session Best		Crossing the pit lane	
Lap	D	Time	Sector 1	Sector 2	Sector 3	T. Spd	Elapsed	Lap	D	Time	Sector 1	Sector 2	Sector 3	T. Spd	Elapsed				
21	1	2:05.930	33.806	39.183	52.941	247.1	52:52.965	17	2	2:01.714	32.460	38.207	51.047	247.7	43:21.166				
22	1	4:30.230	B	33.655	39.158	3:17.417	247.1	57:23.195	18	2	2:02.167	32.465	38.665	51.037	248.3	45:23.333			
23	2	2:26.651		52.858	40.630	53.163	126.9	59:49.846	19	2	2:02.201	32.413	38.395	51.393	247.7	47:25.534			
24	2	2:03.084		32.972	38.757	51.352	247.1	1:01:52.927	20	2	2:01.901	32.437	38.402	51.062	248.3	49:27.435			
25	2	2:00.638		32.244	37.986	50.408	247.1	1:03:53.565	21	2	2:01.970	32.433	38.416	51.121	248.3	51:29.405			
26	2	2:00.404		32.042	38.055	50.307	248.8	1:05:53.969	22	2	2:01.791	32.339	38.368	51.084	248.3	53:31.196			
27	2	2:00.057		31.931	37.760	50.366	248.3	1:07:54.026	23	2	2:03.270	33.405	38.500	51.365	248.3	55:34.466			
28	2	2:00.349		31.922	37.918	50.509	249.4	1:09:54.375	24	2	2:01.883	32.537	38.304	51.042	247.1	57:36.349			
29	2	2:00.662		32.216	37.983	50.463	249.4	1:11:55.037	25	2	2:01.459	32.348	38.269	50.842	247.7	59:37.808			
30	2	2:00.529		32.079	38.084	50.366	248.3	1:13:55.566	26	2	2:08.345	B	32.572	38.437	57.336	247.1	1:01:46.153		
31	2	2:00.433		31.900	38.010	50.523	248.8	1:15:55.999	27	1	4:39.110	3:06.909	39.384	52.817	149.0	1:06:25.263			
32	2	2:00.355		31.926	37.885	50.544	248.3	1:17:56.354	28	1	2:04.660	33.690	38.980	51.990	245.5	1:08:29.923			
33	2	2:00.699		31.961	38.028	50.710	248.8	1:19:57.053	29	1	2:03.236	33.398	38.200	51.638	247.7	1:10:33.159			
34	2	2:00.634		32.002	38.022	50.610	250.0	1:21:57.687	30	1	2:02.840	32.515	38.394	51.931	248.3	1:12:35.999			
35	2	2:00.793		32.202	37.945	50.646	249.4	1:23:58.480	31	1	2:03.306	33.112	38.441	51.753	250.0	1:14:39.305			
36	2	2:01.061		32.127	38.126	50.808	249.4	1:25:59.541	32	1	2:02.864	33.081	38.097	51.686	247.1	1:16:42.169			
37	2	2:00.923		32.030	38.092	50.801	248.8	1:28:00.464	33	1	2:03.783	32.591	39.257	51.935	248.3	1:18:45.952			
38	2	2:01.598		32.296	37.985	51.317	250.0	1:30:02.062	34	1	2:02.072	32.443	38.165	51.464	249.4	1:20:48.024			
39	2	2:02.797		32.678	38.814	51.305	250.6	1:32:04.859	35	1	2:02.484	32.569	38.174	51.741	249.4	1:22:50.508			
40	2	2:00.820		32.167	38.017	50.636	248.8	1:34:05.679	36	1	2:03.711	32.713	38.563	52.435	250.0	1:24:54.219			
41	2	2:00.825		32.143	38.026	50.656	249.4	1:36:06.504	37	1	2:02.919	32.472	38.871	51.576	247.7	1:26:57.138			
42	2	2:01.078		32.212	38.088	50.778	250.0	1:38:07.582	38	1	2:02.077	32.596	38.139	51.342	247.1	1:28:59.215			
43	2	2:01.190		32.182	38.037	50.971	251.2	1:40:08.772	39	1	2:02.435	32.554	38.173	51.708	248.3	1:31:01.650			
44	2	2:00.824		32.245	37.954	50.625	250.0	1:42:09.596	40	1	2:02.260	32.776	38.279	51.205	248.8	1:33:03.910			
45	2	2:01.143		32.237	38.092	50.814	248.8	1:44:10.739	41	1	2:02.043	32.524	38.239	51.280	246.0	1:35:05.953			
46	2	2:02.842		32.935	38.267	51.640	252.3	1:46:13.581	42	1	2:01.634	32.447	38.144	51.043	247.1	1:37:07.587			
47	2	2:03.415		32.345	38.199	52.871	250.0	1:48:16.996	43	1	2:07.647	32.377	38.099	57.171	246.6	1:39:15.234			
48	2	2:02.166		32.551	38.748	50.867	254.1	1:50:19.162	44	1	2:03.608	33.642	38.380	51.586	243.8	1:41:18.842			
49	2	2:00.770		32.250	37.902	50.618	249.4	1:52:19.932	45	1	2:01.722	32.417	38.238	51.067	248.3	1:43:20.564			
50	2	2:00.441		32.064	37.923	50.454	248.8	1:54:20.373	46	1	2:01.691	32.448	38.121	51.122	247.7	1:45:22.255			
51	2	2:00.350		32.066	37.786	50.498	248.8	1:56:20.723	47	1	2:01.802	32.541	38.173	51.088	247.1	1:47:24.057			
52	2	2:00.558		32.055	37.894	50.609	249.4	1:58:21.281	48	1	2:01.785	32.362	38.424	50.999	246.6	1:49:25.842			
53	2	2:01.781		32.318	38.673	50.790	250.6	2:00:23.062	49	1	2:01.849	32.327	38.252	51.070	246.6	1:51:27.691			
54	2	2:01.152		32.080	37.860	51.212	250.0	2:02:24.214	50	1	2:01.554	32.383	38.111	51.257	246.6	1:53:29.242			
68 M Racing Ligier JS P325 - Toyota																			
1.Haydn CHANCE LMP3																			
2.Nazareno LOPEZ CESAR/																			
1	2	2:33.816	39.686	38.993	1:15.137		2:33.816												
2	2	4:05.763	56.611	1:32.559	1:36.593		6:39.579												
3	2	3:58.306	1:00.972	1:25.776	1:31.558		10:37.885												
4	2	3:48.334	1:00.194	1:18.918	1:29.222		14:26.219												
5	2	3:24.649	58.822	1:09.774	1:16.053		17:50.868												
6	2	2:53.500	44.379	49.042	1:20.079	178.5	20:44.368												
7	2	2:05.037	33.526	39.326	52.185	246.0	22:49.405												
8	2	2:03.381	32.767	38.998	51.616	247.7	24:52.786												
9	2	2:03.043	32.896	38.682	51.465	247.7	26:55.829												
10	2	2:03.102	32.739	38.627	51.736	250.0	28:58.931												
11	2	2:03.844	32.785	38.660	52.399	248.8	31:02.775												
12	2	2:05.369	33.538	38.562	53.269	243.8	33:08.144												
13	2	2:03.908	33.211	39.026	51.671	248.3	35:12.052												
14	2	2:02.488	32.767	38.530	51.191	248.8	37:14.540												
15	2	2:02.647	32.594	38.598	51.455	248.8	39:17.187												
16	2	2:02.265	32.576	38.479	51.210	247.1	41:19.452												
70 Team Virage Ligier JS P325 - Toyota																			
1.Vic STEVENS LMP3																			
2.Jude PETERS																			
1	1	2:34.303	39.338	39.748	1:15.217		2:34.303												
2	1	4:05.933	56.753	1:32.726	1:36.454		6:40.236												
3	1	3:58.213	1:01.108	1:25.778	1:31.327		10:38.449												
4	1	3:48.431	1:00.483	1:19.035	1:28.913		14:26.880												
5	1	3:24.632	59.158	1:09.658	1:15.816		17:51.512												
6	1	2:53.324	44.439	48.924	1:19.961	175.3	20:44.836												
7	1	2:03.988	33.485	38.744	51.759	247.7	22:48.824												
8	1	2:03.083	32.807	38.517	51.759	248.3	24:51.907												
9	1	2:03.007	33.178	38.332	51.497	248.8	26:54.914												
10	1	2:03.436	33.177	38.688	51.571	251.7	28:58.350												
11	1	2:03.317	32.693	38.255	52.369	251.2	31:01.667												
12	1	2:01.847	32.539	38.162	51.146	250.0	33:03.514												



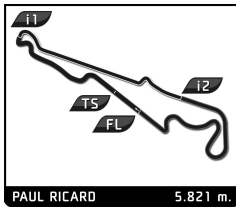


Michelin Le Mans Cup
Le Castellet Round
Race

Sector Analysis

Lap under Red Flag												Invalidated Lap												Personal Best												Session Best												B Crossing the pit lane																																																																																																																																																																																																																																																																																																																										
Lap	D	Time	Sector 1	Sector 2	Sector 3	T. Spd	Elapsed	Lap	D	Time	Sector 1	Sector 2	Sector 3	T. Spd	Elapsed	Lap	D	Time	Sector 1	Sector 2	Sector 3	T. Spd	Elapsed	Lap	D	Time	Sector 1	Sector 2	Sector 3	T. Spd	Elapsed	Lap	D	Time	Sector 1	Sector 2	Sector 3	T. Spd	Elapsed																																																																																																																																																																																																																																																																																																																																			
51	2	2:05.376	32.788	38.956	53.632	245.5	1:58:46.897	49	2	2:01.342	32.019	38.281	51.042	244.9	1:50:38.750	50	2	2:01.400	32.109	38.187	51.104	246.0	1:52:40.150	51	2	2:01.283	31.985	38.221	51.077	245.5	1:54:41.433	52	2	2:01.269	32.046	38.151	51.072	246.6	1:56:42.702	53	2	2:02.546	32.162	38.496	51.888	247.1	1:58:45.248	54	2	2:01.870	32.382	38.167	51.321	245.5	2:00:47.118																																																																																																																																																																																																																																																																																																																			
85	R-ace GP 1.Daniel FROST 2.Enzo PEUGEOT											Duqueine D09 - Toyota LMP3																																																																																																																																																																																																																																																																																																																																																														
1	1	2:33.135	38.822	39.736	1:14.577		2:33.135	1	2	2:28.555	37.014	39.404	1:12.137		2:28.555	2	2	4:05.254	56.004	1:31.926	1:37.324		6:33.809	3	2	3:58.662	1:00.675	1:25.651	1:32.336		10:32.471	4	2	3:47.501	59.308	1:18.395	1:29.798		14:19.972	5	2	3:25.826	58.971	1:09.709	1:17.146		17:45.798	6	2	2:54.371	44.180	49.287	1:20.904	155.6	20:40.169	7	2	2:04.147	33.724	38.539	51.884	248.8	22:44.316	8	2	2:02.438	32.653	38.263	51.522	249.4	24:46.754	9	2	2:01.852	32.646	37.895	51.311	249.4	26:48.606	10	2	2:02.116	32.567	38.327	51.222	249.4	28:50.722	11	2	2:01.789	32.377	38.126	51.286	248.8	30:52.511	12	2	2:03.130	33.284	38.366	51.480	249.4	32:55.641	13	2	2:01.651	31.829	38.434	51.388	248.8	34:57.292	14	2	2:01.872	32.448	38.136	51.288	249.4	36:59.164	15	2	2:01.829	32.469	38.211	51.149	250.0	39:00.993	16	2	2:01.757	32.444	38.168	51.145	250.0	41:02.750	17	2	2:01.885	32.631	38.073	51.181	250.0	43:04.635	18	2	2:02.635	32.406	38.318	51.911	250.6	45:07.270	19	2	2:02.611	32.666	38.581	51.364	251.2	47:09.881	20	2	2:02.515	32.730	38.492	51.293	251.2	49:12.396	21	2	2:01.711	32.417	37.999	51.295	250.6	51:14.107	22	2	2:02.457	32.560	38.378	51.519	249.4	53:16.564	23	2	2:01.655	32.367	38.146	51.142	250.6	55:18.219	24	2	2:02.415	33.110	38.069	51.236	250.0	57:20.634	25	2	2:01.490	32.352	38.057	51.081	249.4	59:22.124	26	2	2:08.053	B	32.288	37.929	57.836	248.8	1:01:30.177	27	1	4:38.104	3:06.747	39.447	51.910	145.4	1:06:08.281	28	1	2:02.383	32.544	38.208	51.631	245.5	1:08:10.664	29	1	2:01.433	32.637	38.078	50.718	244.9	1:10:12.097	30	1	2:02.738	32.432	38.468	51.838	246.6	1:12:14.835	31	1	2:01.554	32.595	38.148	50.811	243.2	1:14:16.389	32	1	2:00.775	32.075	37.905	50.795	245.5	1:16:17.164	33	1	2:00.774	31.983	38.088	50.703	245.5	1:18:17.938	34	1	2:00.967	32.025	38.197	50.745	246.0	1:20:18.905	35	1	2:01.019	32.230	38.027	50.762	246.6	1:22:19.924	36	1	2:00.814	32.027	38.067	50.720	246.6	1:24:20.738	37	1	2:00.804	31.924	38.119	50.758	246.0	1:26:21.539	38	1	2:00.834	32.101	38.020	50.713	246.0	1:28:22.373	39	1	2:00.908	32.021	38.090	50.797	246.6	1:30:23.281	40	1	2:00.939	32.099	38.118	50.722	246.0	1:32:24.220	41	1	2:00.997	32.107	38.076	50.814	246.6	1:34:25.217	42	1	2:00.991	32.038	38.131	50.822	245.5	1:36:26.208	43	1	2:18.000	B	32.320	40.153	1:05.527	246.0	1:38:44.208	44	1	4:54.761	B	3:14.345	38.699	1:01.717	148.4	1:43:38.969





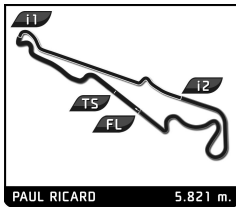
Michelin Le Mans Cup
Le Castellet Round
Race

Sector Analysis

Lap under Red Flag Invalidated Lap Personal Best Session Best Crossing the pit lane

Lap	D	Time	Sector 1	Sector 2	Sector 3	T. Spd	Elapsed	Lap	D	Time	Sector 1	Sector 2	Sector 3	T. Spd	Elapsed
88		AF Corse 1.Rey ACOSTA III 2.Marco Erminio BONANOM						Ferrari 296 GT3 Evo GT3							
1	1	2:54.349	47.201	45.266	1:21.882		2:54.349	51	2	2:05.891	33.229	39.302	53.360	241.1	1:59:11.734
2	1	4:12.375	57.762	1:54.080	1:20.533		7:06.724	52	2	2:05.207	33.096	39.053	53.058	241.6	2:01:16.941
3	1	3:56.680	1:00.340	1:40.135	1:16.205		11:03.404	91 Ecurie Ecosse Blackthorn 1.Claude BOVET 2.Tom CANNING Aston Martin Vantage AMR GT3 Evo GT3							
4	1	3:46.425	1:00.056	1:32.874	1:13.495		14:49.829	1	1	2:55.536	47.539	46.962	1:21.035		2:55.536
5	1	3:23.640	58.811	1:11.368	1:13.461		18:13.469	2	1	4:12.744	58.442	1:58.154	1:16.148		7:08.280
6	1	2:48.295	46.166	54.875	1:07.254	168.5	21:01.764	3	1	3:56.987	1:00.808	1:43.750	1:12.429		11:05.267
7	1	2:11.885	35.665	40.902	55.318	242.7	23:13.649	4	1	3:46.641	1:01.203	1:33.669	1:11.769		14:51.908
8	1	2:10.541	34.378	40.755	55.408	241.6	25:24.190	5	1	3:22.979	58.370	1:12.033	1:12.576		18:14.887
9	1	2:08.924	34.647	40.171	54.106	239.5	27:33.114	6	1	2:48.305	46.695	54.819	1:06.791	170.6	21:03.192
10	1	2:09.510	33.963	40.160	55.387	241.6	29:42.624	7	1	2:13.046	35.176	41.385	56.485	245.5	23:16.238
11	1	2:08.071	34.001	39.911	54.159	241.6	31:50.695	8	1	2:10.796	35.096	40.200	55.500	247.7	25:27.034
12	1	2:07.952	33.938	40.009	54.005	241.6	33:58.647	9	1	2:10.541	34.822	40.029	55.660	247.1	27:37.545
13	1	2:07.598	33.594	39.886	54.118	241.6	36:06.245	10	1	2:07.933	34.255	39.687	53.991	246.0	29:45.478
14	1	2:08.457	34.539	39.886	54.032	241.1	38:14.702	11	1	2:08.294	34.090	39.651	54.553	246.6	31:53.772
15	1	2:07.510	33.490	40.232	53.788	241.1	40:22.212	12	1	2:07.842	33.616	39.893	54.333	246.0	34:01.614
16	1	2:07.032	33.380	39.866	53.786	240.5	42:29.244	13	1	2:07.353	33.625	39.692	54.036	246.0	36:08.967
17	1	2:08.090	33.794	40.105	54.191	241.6	44:37.334	14	1	2:07.401	33.784	39.569	54.048	248.3	38:16.368
18	1	2:07.153	33.413	39.696	54.044	240.5	46:44.487	15	1	2:08.196	33.798	39.989	54.409	247.1	40:24.564
19	1	2:07.446	33.512	39.713	54.221	242.2	48:51.933	16	1	2:08.071	34.081	39.929	54.061	246.0	42:32.635
20	1	2:13.202	33.440	39.574	1:00.188	241.1	51:05.135	17	1	2:08.012	33.908	39.833	54.271	247.1	44:40.647
21	2	4:50.988	3:13.159	42.282	55.547	129.0	55:56.123	18	1	2:07.594	33.615	40.029	53.950	246.6	46:48.241
22	2	2:08.535	34.099	40.505	53.931	239.5	58:04.658	19	1	2:06.748	33.453	39.635	53.660	247.1	48:54.989
23	2	2:08.667	34.465	40.496	53.706	241.1	1:00:13.325	20	1	2:14.161	33.672	39.320	1:01.169	246.6	51:09.150
24	2	2:05.957	33.163	39.180	53.614	241.1	1:02:19.282	21	2	4:49.742	3:12.141	41.785	55.816	129.8	55:58.892
25	2	2:08.664	34.473	39.367	54.824	241.6	1:04:27.946	22	2	2:08.145	34.449	39.479	54.187	244.3	58:07.007
26	2	2:06.145	33.806	39.120	53.219	240.0	1:06:34.091	23	2	2:06.960	34.483	39.455	53.022	246.6	1:00:13.967
27	2	2:06.641	33.688	39.589	53.364	242.2	1:08:40.732	24	2	2:06.114	33.205	38.982	53.927	247.1	1:02:20.081
28	2	2:06.292	33.430	39.160	53.702	241.6	1:10:47.024	25	2	2:08.559	34.139	40.033	54.387	247.7	1:04:28.640
29	2	2:07.243	34.606	39.192	53.445	241.6	1:12:54.267	26	2	2:05.740	33.554	39.181	53.005	248.8	1:06:34.380
30	2	2:07.345	34.007	39.931	53.377	241.6	1:15:01.582	27	2	2:06.646	34.139	39.135	53.372	248.8	1:08:41.026
31	2	2:06.859	33.013	39.780	54.066	242.2	1:17:08.441	28	2	2:06.201	33.636	39.295	53.270	248.3	1:10:47.227
32	2	2:06.131	33.163	39.297	53.671	243.2	1:19:14.572	29	2	2:07.256	34.943	39.032	53.281	247.7	1:12:54.483
33	2	2:06.721	33.172	40.062	53.487	242.7	1:21:21.293	30	2	2:05.800	33.561	39.309	52.930	247.7	1:15:00.283
34	2	2:06.119	33.532	39.231	53.356	242.7	1:23:27.412	31	2	2:04.749	33.074	38.992	52.683	243.2	1:17:05.032
35	2	2:06.004	33.009	39.545	53.450	242.7	1:25:33.416	32	2	2:04.489	33.076	38.905	52.508	243.2	1:19:09.521
36	2	2:05.689	32.917	39.342	53.430	242.2	1:27:39.105	33	2	2:04.773	32.870	38.601	53.302	245.5	1:21:14.294
37	2	2:06.726	32.987	39.936	53.803	241.6	1:29:45.831	34	2	2:04.939	33.060	38.772	53.107	246.6	1:23:19.233
38	2	2:05.854	33.111	39.319	53.424	242.7	1:31:51.685	35	2	2:05.887	33.190	39.840	52.857	246.6	1:25:25.120
39	2	2:06.182	33.444	39.269	53.469	243.2	1:33:57.867	36	2	2:05.845	33.704	39.275	52.866	246.0	1:27:30.965
40	2	2:05.928	32.956	39.197	53.775	241.1	1:36:03.795	37	2	2:04.415	33.018	38.913	52.484	244.9	1:29:35.380
41	2	2:06.672	33.115	39.868	53.689	241.1	1:38:10.467	38	2	2:04.241	33.046	38.698	52.497	245.5	1:31:39.621
42	2	2:05.688	33.074	39.346	53.268	242.2	1:40:16.155	39	2	2:05.214	32.857	39.084	53.273	244.9	1:33:44.835
43	2	2:05.438	32.990	39.167	53.281	241.6	1:42:21.593	40	2	2:04.146	32.989	38.777	52.380	246.6	1:35:48.981
44	2	2:05.623	33.122	39.290	53.211	241.1	1:44:27.216	41	2	2:04.262	32.978	38.862	52.422	246.0	1:37:53.243
45	2	2:06.360	33.097	39.660	53.603	240.5	1:46:33.576	42	2	2:03.994	32.882	38.660	52.452	246.6	1:39:57.237
46	2	2:08.212	33.433	40.301	54.478	241.6	1:48:41.788	43	2	2:04.322	32.824	38.920	52.578	246.0	1:42:01.559
47	2	2:05.728	33.110	39.385	53.233	241.6	1:50:47.516	44	2	2:05.115	33.518	39.126	52.471	246.6	1:44:06.674
48	2	2:05.921	33.309	39.249	53.363	241.6	1:52:53.437	45	2	2:04.639	32.999	38.804	52.836	247.1	1:46:11.313
49	2	2:07.052	34.386	39.324	53.342	241.1	1:55:00.489	46	2	2:06.508	33.161	39.208	54.139	247.7	1:48:17.821
50	2	2:05.354	33.062	39.161	53.131	241.1	1:57:05.843	47	2	2:05.517	33.407	39.144	52.966	246.6	1:50:23.338
								48	2	2:04.866	33.032	39.005	52.829	246.6	1:52:28.204





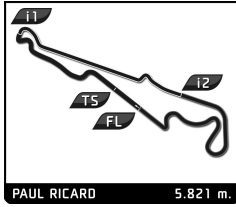
Michelin Le Mans Cup
Le Castellet Round
Race

Sector Analysis

PAUL RICARD 5.821 m.

Lap under Red Flag Invalidated Lap Personal Best Session Best Crossing the pit lane

Lap	D	Time	Sector 1	Sector 2	Sector 3	T. Spd	Elapsed	Lap	D	Time	Sector 1	Sector 2	Sector 3	T. Spd	Elapsed
49	2	2:05.839	33.120	39.995	52.724	247.1	1:54:34.043	47	1	2:01.105	32.171	37.899	51.035	247.7	1:46:47.431
50	2	2:05.822	33.452	39.030	53.340	246.6	1:56:39.865	48	1	2:01.877	32.357	37.976	51.544	246.6	1:48:49.308
51	2	2:05.782	33.461	39.016	53.305	247.1	1:58:45.647	49	1	2:01.898	32.330	38.333	51.235	248.8	1:50:51.206
52	2	2:06.163	33.933	39.263	52.967	231.8	2:00:51.810	50	1	2:02.386	32.380	38.262	51.744	248.3	1:52:53.592
92 Forestier Racing by VPS Ligier JS P325 - Toyota LMP3 1. Sebastian BACH 2. Lucas FECURY								51 1 2:02.012 32.816 38.166 51.030 247.7 1:54:55.604							
1	2	2:30.774	37.872	40.101	1:12.801		2:30.774	52	1	2:01.597	32.237	38.018	51.342	247.1	1:56:57.201
2	2	4:05.376	56.200	1:32.111	1:37.065	124.6	6:36.150	53	1	2:02.191	32.657	38.175	51.359	247.7	1:58:59.392
3	2	3:58.697	1:00.798	1:25.877	1:32.022		10:34.847	54	1	2:02.156	32.605	38.192	51.359	248.3	2:01:01.548
4	2	3:47.719	59.374	1:18.396	1:29.949		14:22.566	97 CLX Motorsport Ligier JS P325 - Toyota LMP3 1. Cédric OLTRAMARE 2. David DROUX							
5	2	3:25.564	58.620	1:09.471	1:17.473		17:48.130	1	1	2:34.696	39.907	39.002	1:15.787		2:34.696
6	2	2:53.799	44.321	48.777	1:20.701	179.4	20:41.929	2	1	4:06.236	56.891	1:32.971	1:36.374	123.0	6:40.932
7	2	2:04.364	33.644	38.680	52.040	247.1	22:46.293	3	1	3:58.316	1:01.221	1:25.698	1:31.397		10:39.248
8	2	2:02.854	32.880	38.363	51.611	248.8	24:49.147	4	1	3:48.623	1:00.513	1:18.866	1:29.244		14:27.871
9	2	2:04.606	32.950	38.682	52.974	248.8	26:53.753	5	1	3:24.410	59.004	1:09.435	1:15.971		17:52.281
10	2	2:03.041	33.163	38.268	51.610	244.3	28:56.794	6	1	2:53.054	44.322	49.139	1:19.593	185.9	20:45.335
11	2	2:04.116	32.476	39.531	52.109	249.4	31:00.910	7	1	2:05.438	33.692	38.624	53.122	248.8	22:50.773
12	2	2:01.466	32.245	38.023	51.198	248.8	33:02.376	8	1	2:03.198	32.860	38.439	51.899	249.4	24:53.971
13	2	2:01.657	32.397	38.190	51.070	248.8	35:04.033	9	1	2:03.201	32.968	38.446	51.787	250.6	26:57.172
14	2	2:01.660	32.263	38.174	51.223	249.4	37:05.693	10	1	2:02.676	32.559	38.246	51.871	251.2	28:59.848
15	2	2:01.480	32.323	38.046	51.111	250.0	39:07.173	11	1	2:03.650	32.903	38.240	52.507	248.3	31:03.498
16	2	2:01.626	32.345	38.268	51.013	250.0	41:08.799	12	1	2:04.134	33.229	38.493	52.412	251.2	33:07.632
17	2	2:01.096	32.185	37.918	50.993	249.4	43:09.895	13	1	2:02.455	32.591	38.378	51.486	250.0	35:10.087
18	2	2:01.760	32.416	38.237	51.107	250.0	45:11.655	14	1	2:01.969	32.338	38.313	51.318	249.4	37:12.056
19	2	2:01.483	32.321	38.010	51.152	250.0	47:13.138	15	1	2:01.670	32.241	38.125	51.304	249.4	39:13.726
20	2	2:01.990	32.390	37.989	51.611	249.4	49:15.128	16	1	2:02.928	32.222	38.521	52.185	249.4	41:16.654
21	2	2:01.648	32.528	37.989	51.131	251.2	51:16.776	17	1	2:01.643	32.299	37.945	51.399	250.0	43:18.297
22	2	2:03.714	32.443	38.171	53.100	250.0	53:20.490	18	1	2:02.938	33.148	38.257	51.533	250.0	45:21.235
23	2	4:25.343 B	33.132	38.244	3:13.967	252.9	57:45.833	19	1	2:01.654	32.195	38.248	51.211	249.4	47:22.889
24	1	2:29.450	52.985	42.256	54.209	135.5	1:00:15.283	20	1	2:01.799	32.283	38.129	51.387	250.6	49:24.688
25	1	2:04.415	33.542	38.692	52.484	231.8	1:02:19.698	21	1	2:02.040	32.344	38.028	51.668	249.4	51:26.728
26	1	2:02.552	33.615	37.983	50.954	247.7	1:04:22.250	22	1	2:02.649	33.050	38.082	51.517	250.0	53:29.377
27	1	2:03.179	32.405	37.973	52.801	247.7	1:06:25.429	23	1	2:12.590 B	34.389	38.323	59.878	250.0	55:41.967
28	1	2:02.688	33.264	38.400	51.024	251.2	1:08:28.117	24	2	4:40.864	3:07.735	40.284	52.842	136.2	1:00:22.828
29	1	2:01.818	32.348	37.909	51.561	248.8	1:10:29.935	25	2	2:02.921	33.048	38.720	51.153	247.1	1:02:25.749
30	1	2:00.327	32.057	37.747	50.523	248.3	1:12:30.262	26	2	2:02.308	32.026	37.908	52.374	247.1	1:04:28.057
31	1	2:01.303	32.046	37.966	51.291	249.4	1:14:31.565	27	2	2:02.323	32.281	38.023	52.019	250.0	1:06:30.380
32	1	2:01.584	32.835	37.927	50.822	251.7	1:16:33.149	28	2	2:00.983	31.855	37.611	51.517	250.0	1:08:31.363
33	1	2:01.220	32.105	37.922	51.193	248.3	1:18:34.369	29	2	2:02.085	32.445	38.010	51.630	246.0	1:10:33.448
34	1	2:01.422	32.624	37.926	50.872	251.7	1:20:35.791	30	2	2:02.742	32.520	38.262	51.960	248.8	1:12:36.190
35	1	2:00.270	31.925	37.724	50.621	248.8	1:22:36.061	31	2	2:03.272	33.163	38.363	51.746	252.3	1:14:39.462
36	1	2:00.339	31.888	37.805	50.646	248.8	1:24:36.4								



Michelin Le Mans Cup
Le Castellet Round
Race

Sector Analysis

Lap under Red Flag Invalidated Lap Personal Best Session Best Crossing the pit lane

Lap	D	Time	Sector 1	Sector 2	Sector 3	T. Spd	Elapsed	Lap	D	Time	Sector 1	Sector 2	Sector 3	T. Spd	Elapsed
43	2	2:07.489	B 32.045	37.954	57.490	247.7	1:40:14.425	40	2	2:01.354	32.375	38.146	50.833	251.2	1:33:32.201
44	2	2:20.951	52.243	37.956	50.752	153.0	1:42:35.376	41	2	2:01.650	32.326	38.112	51.212	250.0	1:35:33.851
45	2	2:01.341	31.920	38.140	51.281	247.7	1:44:36.717	42	2	2:02.862	33.348	38.416	51.098	247.7	1:37:36.713
46	2	2:00.470	31.864	38.007	50.599	247.1	1:46:37.187	43	2	2:01.825	32.405	38.261	51.159	249.4	1:39:38.538
47	2	2:02.327	32.091	38.204	52.032	246.6	1:48:39.514	44	2	2:02.945	32.499	38.149	52.297	250.0	1:41:41.483
48	2	2:02.202	32.557	38.295	51.350	249.4	1:50:41.716	45	2	2:02.483	32.526	38.349	51.608	248.8	1:43:43.966
49	2	2:01.168	32.181	38.105	50.882	247.1	1:52:42.884	46	2	2:02.491	32.901	38.223	51.367	247.7	1:45:46.457
50	2	2:00.642	31.901	37.983	50.758	247.1	1:54:43.526	47	2	2:02.113	32.535	38.334	51.244	248.8	1:47:48.570
51	2	2:01.725	31.984	37.938	51.803	247.7	1:56:45.251	48	2	2:03.224	32.738	38.628	51.858	250.6	1:49:51.794
52	2	2:04.896	32.172	38.253	51.471	247.7	1:58:47.147	49	2	2:02.495	32.570	38.325	51.600	249.4	1:51:54.289
53	2	2:02.988	32.773	38.176	52.039	253.5	2:00:50.135	50	2	2:02.371	32.601	38.586	51.184	248.3	1:53:56.660
								51	2	2:01.863	32.482	38.129	51.252	250.0	1:55:58.523
								52	2	2:02.934	32.693	38.217	52.024	249.4	1:58:01.457
								53	2	2:02.010	32.428	38.215	51.367	247.7	2:00:03.467
								54	2	2:02.229	32.456	38.277	51.496	250.0	2:02:05.696
98								99							
Motorsport98 1.Eric DE DONCKER 2.Gillian HENRION								More Motorsport 1.Max VAN DER SNEL 2.Tim GERHARDS							
Ligier JS P325 - Toyota LMP3 Pro/Am								Ligier JS P325 - Toyota LMP3							
1	1	2:45.137	42.856	43.622	1:18.659		2:45.137	1	1	2:29.816	37.504	39.961	1:12.351		2:29.816
2	1	4:06.054	55.972	1:43.069	1:27.013		6:51.191	2	1	4:05.012	56.255	1:31.987	1:36.770	123.6	6:34.828
3	1	4:00.112	1:03.644	1:29.571	1:26.897	136.4	10:51.303	3	1	3:58.886	1:01.241	1:25.277	1:32.368		10:33.714
4	1	3:46.600	58.924	1:24.861	1:22.815		14:37.903	4	1	3:47.315	59.518	1:18.332	1:29.465		14:21.029
5	1	3:25.609	58.568	1:11.442	1:15.599		18:03.512	5	1	3:26.094	59.427	1:09.318	1:17.349		17:47.123
6	1	2:49.387	44.047	49.205	1:16.135	182.1	20:52.899	6	1	2:54.250	44.426	48.848	1:20.976	154.3	20:41.373
7	1	2:07.082	34.381	39.355	53.346	247.7	22:59.981	7	1	2:04.229	33.645	38.734	51.850	248.8	22:45.602
8	1	2:05.852	33.836	39.034	52.982	248.8	25:05.833	8	1	2:02.998	32.972	38.518	51.508	250.0	24:48.600
9	1	2:06.009	33.445	39.197	53.367	248.8	27:11.842	9	1	2:01.589	32.748	38.101	50.740	250.6	26:50.189
10	1	2:04.956	33.420	38.848	52.688	248.8	29:16.798	10	1	2:01.148	32.379	37.883	50.886	250.0	28:51.337
11	1	2:05.157	33.654	38.813	52.690	248.8	31:21.955	11	1	2:01.395	32.240	38.046	51.109	250.6	30:52.732
12	1	2:05.229	33.630	38.788	52.811	248.8	33:27.184	12	1	2:01.362	32.057	38.606	50.699	252.3	32:54.094
13	1	2:04.806	33.300	38.815	52.691	248.8	35:31.990	13	1	2:00.577	32.011	38.180	50.386	248.8	34:54.671
14	1	2:05.158	33.324	38.623	53.211	248.3	37:37.148	14	1	2:00.750	32.016	38.115	50.619	250.0	36:55.421
15	1	2:05.203	33.674	38.754	52.775	249.4	39:42.351	15	1	2:03.195	33.205	38.663	51.327	251.7	38:58.616
16	1	2:05.118	33.461	38.795	52.862	248.8	41:47.469	16	1	2:01.829	33.168	38.137	50.524	252.3	41:00.445
17	1	2:05.805	33.319	39.715	52.771	248.3	43:53.274	17	1	2:00.243	31.845	37.819	50.579	250.0	43:00.688
18	1	2:05.223	33.469	38.866	52.888	248.3	45:58.497	18	1	2:00.676	31.942	38.311	50.423	249.4	45:01.364
19	1	2:04.727	33.380	38.898	52.449	248.8	48:03.224	19	1	2:07.340	B 32.200	37.893	57.247	248.3	47:08.704
20	1	2:05.043	33.428	38.803	52.812	248.8	50:08.267	20	1	2:16.734	48.156	37.867	50.711	150.8	49:25.438
21	1	4:29.154	B 33.556	39.013	3:16.585	248.8	54:37.421	21	1	2:01.479	32.077	38.055	51.347	251.2	51:26.917
22	2	2:26.726	53.248	40.427	53.051	133.5	57:04.147	22	1	2:02.663	33.256	38.007	51.400	254.1	53:29.580
23	2	2:02.558	33.205	38.319	51.034	247.1	59:06.705	23	1	2:02.720	33.800	38.175	50.745	253.5	55:32.300
24	2	2:01.572	32.717	38.119	50.736	247.7	1:01:08.277	24	1	2:00.313	31.942	37.810	50.561	250.0	57:32.613
25	2	2:00.555	32.213	37.933	50.409	247.7	1:03:08.832	25	1	2:00.833	32.036	37.931	50.866	250.0	59:33.446
26	2	2:01.521	32.292	37.916	51.313	248.8	1:05:10.353	26	1	2:00.558	31.886	38.124	50.548	250.6	1:01:34.004
27	2	2:01.517	32.857	38.091	50.569	250.6	1:07:11.870	27	1	2:00.329	31.869	37.874	50.586	250.6	1:03:34.333
28	2	2:01.155	32.082	37.961	51.112	249.4	1:09:13.025	28	1	4:23.610	B 31.980	37.879	3:13.751	250.6	1:07:57.943
29	2	2:01.024	32.231	37.981	50.812	248.3	1:11:14.049	29	2	2:25.287	52.792	39.817	52.678	143.0	1:10:23.230
30	2	2:00.779	32.116	38.013	50.650	248.8	1:13:14.828	30	2	2:03.124	32.740	38.360	52.024	247.7	1:12:26.354
31	2	2:00.930	32.173	38.019	50.738	248.8	1:15:15.758	31	2	2:02.651	32.550	38.252	51.849	248.3	1:14:29.005
32	2	2:01.241	32.203	38.130	50.908	248.8	1:17:16.999	32	2	2:01.105	32.106	38.120	50.879	247.7	1:16:30.110
33	2	2:02.622	32.736	38.288	51.598	250.0	1:19:19.621	33	2	2:00.946	32.169	38.044	50.733	248.3	1:18:31.056
34	2	2:01.639	32.332	38.188	51.119	248.8	1:21:21.260	34	2	2:00.888	32.014	37.849	51.025	248.8	1:20:31.944
35	2	2:01.438	32.221	38.106	51.111	248.8	1:23:22.698	35	2	2:00.907	32.035	38.064	50.808	248.3	1:22:32.851
36	2	2:02.641	32.587	38.074	51.980	250.0	1:25:25.339								
37	2	2:02.178	32.873	38.237	51.068	249.4	1:27:27.517								
38	2	2:01.375	32.384	38.027	50.964	248.3	1:29:28.892								
39	2	2:01.955	32.345	38.282	51.328	248.3	1:31:30.847								

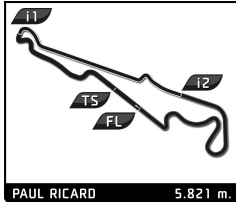


2026
SEASON



LE MANS CUP

LE CASTELLET
ROUND



Michelin Le Mans Cup
Le Castellet Round
Race

PAUL RICARD 5.821 m.

Sector Analysis

Lap under Red Flag Invalidated Lap ■ Personal Best ■ Session Best **B** Crossing the pit lane

Lap	D	Time	Sector 1	Sector 2	Sector 3	T. Spd	Elapsed	Lap	D	Time	Sector 1	Sector 2	Sector 3	T. Spd	Elapsed
36	2	2:01.209	32.088	38.112	51.009	248.3	1:24:34.060								
37	2	2:01.143	32.138	38.130	50.875	247.1	1:26:35.203								
38	2	2:00.943	32.065	38.147	50.731	248.3	1:28:36.146								
39	2	2:00.811	31.999	38.102	50.710	247.7	1:30:36.957								
40	2	2:01.156	32.361	37.980	50.815	248.8	1:32:38.113								
41	2	2:01.598	32.232	38.256	51.110	247.1	1:34:39.711								
42	2	2:01.506	32.124	38.220	51.162	247.1	1:36:41.217								
43	2	2:02.711	32.719	38.924	51.068	247.7	1:38:43.928								
44	2	2:01.458	32.467	38.075	50.916	249.4	1:40:45.386								
45	2	2:00.799	32.088	38.104	50.607	248.3	1:42:46.185								
46	2	2:00.962	32.134	38.097	50.731	248.8	1:44:47.147								
47	2	2:01.015	32.211	38.007	50.797	248.3	1:46:48.162								
48	2	2:02.252	32.586	38.602	51.064	248.3	1:48:50.414								
49	2	2:02.034	32.465	38.306	51.263	247.7	1:50:52.448								
50	2	2:01.867	32.511	38.259	51.097	248.8	1:52:54.315								
51	2	2:02.731	33.062	38.171	51.498	250.6	1:54:57.046								
52	2	2:01.744	32.411	38.156	51.177	248.8	1:56:58.790								
53	2	2:01.727	32.464	38.030	51.233	248.3	1:59:00.517								
54	2	2:01.862	32.502	38.091	51.269	248.3	2:01:02.379								

