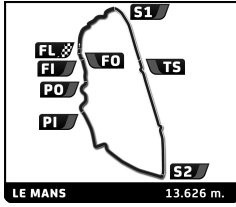


LE MANS CUP



Road to Le Mans
94^e Edition des 24 Heures du Mans
Free Practice 1

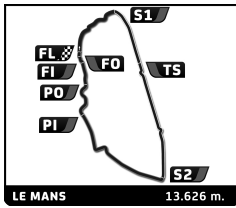
Sector Analysis

Lap under Red Flag Invalidated Lap Personal Best Session Best B Crossing the pit lane

Lap	D	Time	Sector 1	Sector 2	Sector 3	T. Spd	Elapsed	Lap	D	Time	Sector 1	Sector 2	Sector 3	T. Spd	Elapsed	
2		Rinaldi Racing 1. Alwise RODELLA 2. Stylianos Taxiarchis KOLO Ligier JS P325 - Toyota LMP3														
1	1	5:14.643	1:26.851	1:47.714	2:00.078	193.5	5:14.643									
2	1	8:47.208 B	39.708	3:28.153	4:39.347		14:01.851									
3	1	6:03.588	2:36.928	1:34.914	1:51.746	248.8	20:05.439									
4	1	4:00.709	38.365	1:31.290	1:51.054	293.8	24:06.148									
5	1	3:56.453	37.426	1:30.941	1:48.086	293.0	28:02.601									
6	1	3:54.324	36.634	1:30.372	1:47.318	292.3	31:56.925									
7	1	4:09.120 B	37.517	1:30.043	2:01.560	293.8	36:06.045									
8	2	14:51.289	...	1:41.963	2:00.249	263.2	50:57.334									
9	2	4:11.978	39.816	1:35.732	1:56.430	282.4	55:09.312									
10	2	5:04.488	1:08.581	1:34.628	2:21.279	273.2	1:00:13.800									
3		DKR Engineering 1. Antti RAMMO 2. Quentin ANTONEL Ligier JS P325 - Toyota LMP3 Pro/Am														
1	2	7:12.304	3:00.980	2:04.340	2:06.984	167.0	7:12.304									
2	2	7:52.324 B	41.918	3:26.720	3:43.686		15:04.628									
3	2	6:45.635	3:19.036	1:35.033	1:51.566	275.2	21:50.263									
4	2	3:56.350	37.439	1:31.381	1:47.530	295.4	25:46.613									
5	2	3:53.375	36.534	1:30.332	1:46.509	289.9	29:39.988									
6	2	3:52.122	36.266	1:29.526	1:46.330	290.7	33:32.110									
7	2	5:54.154 B	36.132	1:29.810	3:48.212	289.1	39:26.264									
8	1	11:47.880	8:15.971	1:35.346	1:56.563	288.4	51:14.144									
9	1	4:09.056	40.617	1:33.149	1:55.290	292.3	55:23.200									
10	1	5:34.722	1:01.764	1:31.466	3:01.492	292.3	1:00:57.922									
4		Nielsen Racing 1. Jules CARANTA 2. Mikael PITAMBER Duqueine D09 - Toyota LMP3														
1	2	5:08.942 B	1:09.506	1:49.571	2:09.865	194.1	5:08.942									
2	2	14:54.409	...	1:42.449	1:56.599	232.3	20:03.351									
3	2	4:04.280	39.487	1:32.681	1:52.112	293.0	24:07.631									
4	2	4:00.381	38.631	1:31.753	1:49.997	293.8	28:08.012									
5	2	3:56.320	37.134	1:31.472	1:47.714	290.7	32:04.332									
6	2	4:05.319	36.945	1:32.356	1:56.018	292.3	36:09.651									
7	2	8:26.608 B	1:25.379	3:16.689	3:44.540		44:36.259									
8	1	10:31.460	6:56.345	1:37.604	1:57.511	248.8	55:07.719									
9	1	5:00.481	1:07.315	1:37.045	2:16.121	277.3	1:00:08.200									
5		23Events Racing 1. Isaac BARASHI 2. Matteo Franco SEGRE Ligier JS P325 - Toyota LMP3														
1	1	4:59.698	1:08.901	1:51.254	1:59.543	216.1	4:59.698									
2	1	8:01.021 B	39.313	3:04.566	4:17.142	178.2	13:00.719									
3	2	7:12.541	3:35.681	1:42.557	1:54.303	250.5	20:13.260									
4	2	3:58.968	38.257	1:30.714	1:49.997	297.0	24:12.228									
5	2	3:56.142	36.399	1:30.369	1:49.374	295.4	28:08.370									
6	2	3:54.806	37.070	1:30.593	1:47.143	294.6	32:03.176									
7	2	4:04.954 B	37.766	1:30.503	1:56.685	297.0	36:08.130									
8	1	14:42.460	...	1:36.604	1:55.972	232.3	50:50.590									
9	1	4:01.894	38.138	1:31.987	1:51.769	297.0	54:52.484									
10	1	4:39.682	1:05.423	1:31.479	2:02.780	295.4	59:32.166									
11	1	5:08.310	36.973	1:30.612	3:00.725	297.0	1:04:40.476									
6		ANS Motorsport 1. Mikkel KRISTENSEN ILLAN 2. Arthur PAVIE Ligier JS P325 - Toyota LMP3														
1	1	5:06.413	1:16.536	1:50.287	1:59.590	204.4	5:06.413									
2	1	8:25.220 B	39.278	3:26.382	4:19.560		13:31.633									
3	1	6:33.148	3:02.373	1:35.769	1:55.006	272.5	20:04.781									
4	1	4:23.391 B	50.016	1:32.996	2:00.379	289.9	24:28.172									
5	1	8:16.048	4:42.430	1:36.361	1:57.257	273.2	32:44.220									
6	1	4:56.858 B	37.677	1:32.390	2:46.791	288.4	37:41.078									
7	2	13:50.402 B	...	1:40.904	2:09.012	268.4	51:31.480									
8	2	6:24.197	2:48.490	1:41.465	1:54.242	233.8	57:55.677									
9	2	5:16.820	39.016	1:33.872	3:03.932	286.1	1:03:12.497									
7		Nielsen Racing 1. Alfie BRIGGS 2. Gael JULIEN Duqueine D09 - Toyota LMP3														
1	2	6:00.545 B	1:56.610	1:49.528	2:14.407	190.1	6:00.545									
2	2	13:55.779	...	1:37.583	1:53.148	269.8	19:56.324									
3	2	4:00.175	37.797	1:32.435	1:49.943	290.7	23:56.499									
4	2	3:56.160	37.077	1:30.656	1:48.427	293.8	27:52.659									
5	2	3:52.892	36.666	1:30.426	1:46.800	291.5	31:46.551									
6	2	4:02.755	37.929	1:31.293	1:53.533	289.1	35:49.306									
7	2	8:37.321 B	1:02.746	3:54.039	3:40.536		44:26.627									
8	1	8:42.965	5:02.372	1:37.068	2:03.525	254.0	53:09.592									
9	1	4:38.406	1:07.317	1:38.455	1:52.634	289.1	57:47.998									
10	1	5:09.970	37.964	1:32.416	2:59.590	291.5	1:02:57.968									
8		BWT Muecke Motorsport 1. Mattis PLUSCHKELL 2. Maksymilian ANGELARD Duqueine D09 - Toyota LMP3														
1	1	5:02.665	1:12.596	1:49.400	2:00.669	211.1	5:02.665									
2	1	8:06.856 B	38.741	3:20.890	4:07.225		13:09.521									
3	1	6:49.721	3:20.690	1:36.303	1:52.728	268.4	19:59.242									
4	1	4:18.286	38.120	1:32.788	2:07.378	292.3	24:17.528									
5	1	3:57.182	37.129	1:31.211	1:48.842	293.0	28:14.710									
6	1	4:06.567 B	37.082	1:30.668	1:58.817	293.8	32:21.277									
7	2	11:27.881 B	3:39.740	4:23.437	3:24.704		43:49.158									
8	2	9:14.663	5:28.313	1:46.748	1:59.602	154.7	53:03.821									
9	2	4:55.995	1:13.359	1:46.834	1:55.802	205.1	57:59.816									
10	2	5:21.651	39.082	1:33.575	3:08.994	292.3	1:03:21.467									
9		ANS Motorsport 1. Louis IGLESIAS 2. Maxwell DODDS Ligier JS P325 - Toyota LMP3														
1	2	4:33.902	58.295	1:42.681	1:52.926	214.4	4:33.902									
2	2	5:30.936 B	37.646	2:21.645	2:31.645	231.3	10:04.838									
3	2	9:38.048	6:17.769	1:32.180	1:48.099	289.1	19:42.886									
4	2	3:54.750	36.619	1:30.587	1:47.544	291.5	23:37.636									
5	2	3:52.728	36.356	1:30.362	1:47.010	291.5	27:31.364									
6	2	3:52.861	36.385	1:30.048	1:46.428	293.0	31:24.225									
7	2	4:03.847 B	38.255	1:30.613	1:54.979	292.3	35:28.072									
8	1	15:28.331	...	1:34.785	1:52.999	272.5	50:56.403									
9	1	4:02.427	39.519	1:32.353	1:50.555	292.3	54:58.830									
10	1	4:33.999	1:05.434	1:30.748	1:57.817	293.8	59:32.829									
11	1	5:03.143	37.153	1:29.906	2:56.084	297.9	1:04:35.972									



LE MANS CUP



Road to Le Mans
94^e Edition des 24 Heures du Mans
Free Practice 1

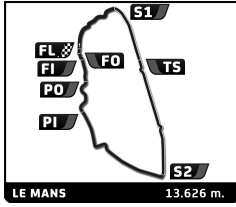
Sector Analysis

Lap under Red Flag Invalidated Lap Personal Best Session Best B Crossing the pit lane

Lap	D	Time	Sector 1	Sector 2	Sector 3	T. Spd	Elapsed	Lap	D	Time	Sector 1	Sector 2	Sector 3	T. Spd	Elapsed
10 Racing Spirit of Leman 1. Philipp SAGER 2. Valentin HASSE CLOT Aston Martin Vantage AMR GT3 Evo GT3								1	1	4:41.829	1:00.876	1:43.693	1:57.260	218.8	4:41.829
								2	1	6:52.020 B	38.787	2:39.727	3:33.506	253.4	11:33.849
								3	1	9:42.164	6:11.777	1:35.018	1:55.369	291.5	21:16.013
								4	1	4:00.558	37.609	1:31.497	1:51.452	294.6	25:16.571
								5	1	3:57.107	37.002	1:31.093	1:49.012	293.0	29:13.678
								6	1	4:05.413 B	36.800	1:30.347	1:58.266	294.6	33:19.091
								7	2	17:35.246	...	1:39.454	1:58.752	279.5	50:54.337
								8	2	4:05.380	39.675	1:31.738	1:53.967	294.6	54:59.717
								9	2	4:44.827	1:07.221	1:32.214	2:05.392	296.2	59:44.544
								10	2	5:13.517	36.942	1:29.934	3:06.641	294.6	1:04:58.061
11 Code Racing Development 1. Sebastian MORENO 2. Ethan ISCHER Aston Martin Vantage AMR GT3 Evo GT3								1	2	5:49.999	1:51.287	1:48.486	2:10.226	196.6	5:49.999
								2	2	8:52.600 B	42.675	3:17.735	4:52.190	237.9	14:42.599
								3	1	7:59.728	4:09.249	1:42.657	2:07.822	262.0	22:42.327
								4	1	4:23.302	43.229	1:38.267	2:01.806	286.1	27:05.629
								5	1	4:18.452	41.410	1:38.044	1:58.998	286.1	31:24.081
								6	1	7:34.731 B	41.186	1:35.520	5:18.025	288.4	38:58.812
								7	1	12:25.774	8:45.749	1:39.944	2:00.081	249.4	51:24.586
								8	1	4:25.461	43.493	1:38.152	2:03.816	283.1	55:50.047
								9	1	6:02.155	59.951	1:37.546	3:24.658	289.9	1:01:52.202
12 Brutal Fish by Campos 1. Arthur ROGEON 2. August RABER Ligier JS P325 - Toyota LMP3								1	2	5:29.396	1:49.638	1:41.433	1:58.325	257.6	5:29.396
								2	2	8:47.318 B	38.900	3:25.989	4:42.429	192.8	14:16.714
								3	2	6:50.583	3:22.543	1:35.345	1:52.695	286.1	21:07.297
								4	2	3:59.236	37.647	1:32.094	1:49.495	291.5	25:06.533
								5	2	4:07.757 B	37.127	1:31.543	1:59.087	290.7	29:14.290
								6	1	6:28.258	2:52.728	1:35.565	1:59.965	288.4	35:42.548
								7	1	8:37.230 B	59.677	3:58.986	3:38.567		44:19.778
								8	1	8:55.822	5:14.828	1:36.245	2:04.749	287.6	53:15.600
								9	1	5:02.619	1:06.943	1:46.271	2:09.405	198.4	58:18.219
								10	1	5:17.795	39.225	1:34.373	3:04.197	287.6	1:03:36.014
14 Getspeed 1. Steve JANS 2. Anthony BARTONE Mercedes-AMG GT3 Evo GT3								1	2	6:26.789	2:42.434	1:46.991	1:57.364	172.6	6:26.789
								2	2	8:28.545 B	38.068	3:23.260	4:27.217	206.7	14:55.334
								3	2	7:08.581	3:43.520	1:33.644	1:51.417	285.4	22:03.915
								4	2	3:55.314	37.633	1:30.448	1:47.233	297.0	25:59.229
								5	2	3:54.983	36.466	1:30.375	1:48.142	297.0	29:54.212
								6	2	3:52.849	36.859	1:29.593	1:46.397	297.0	33:47.061
								7	2	5:43.337 B	36.588	1:29.317	3:37.432	297.0	39:30.398
								8	1	13:38.801	...	1:36.772	1:59.528	279.5	53:09.199
								9	1	4:35.921	1:07.062	1:37.914	1:50.945	295.4	57:45.120
								10	1	5:10.151	37.601	1:31.629	3:00.921	297.0	1:02:55.271
15 Vector Sport RLR 1. Geronimo GOMEZ AZZA 2. Enea FREY Ligier JS P325 - Toyota LMP3								1	2	5:29.484	1:21.235	1:53.071	2:15.178	202.8	5:29.484
								2	2	9:40.094 B	2:42.971	3:47.390	3:09.733		15:09.578
16 Ajith Redant by Virage 1. Ajith KUMAR 2. Romain VOZNAK Ligier JS P325 - Toyota LMP3 Pro/Am								1	2	5:29.484	1:21.235	1:53.071	2:15.178	202.8	5:29.484
								2	2	9:40.094 B	2:42.971	3:47.390	3:09.733		15:09.578
17 Kessel Racing 1. Lorenzo Ferdinando INNOCENTI 2. David Cleto FUMANELLI Ferrari 296 GT3 Evo GT3								1	2	5:29.396	1:49.638	1:41.433	1:58.325	257.6	5:29.396
								2	2	8:47.318 B	38.900	3:25.989	4:42.429	192.8	14:16.714
								3	2	6:50.583	3:22.543	1:35.345	1:52.695	286.1	21:07.297
								4	2	3:59.236	37.647	1:32.094	1:49.495	291.5	25:06.533
								5	2	4:07.757 B	37.127	1:31.543	1:59.087	290.7	29:14.290
								6	1	6:28.258	2:52.728	1:35.565	1:59.965	288.4	35:42.548
								7	1	8:37.230 B	59.677	3:58.986	3:38.567		44:19.778
								8	1	8:55.822	5:14.828	1:36.245	2:04.749	287.6	53:15.600
								9	1	5:02.619	1:06.943	1:46.271	2:09.405	198.4	58:18.219
								10	1	5:17.795	39.225	1:34.373	3:04.197	287.6	1:03:36.014
19 Brutal Fish by Campos 1. Matus RYBA 2. Lucas FLUXÀ CROSS Ligier JS P325 - Toyota LMP3								1	2	6:26.789	2:42.434	1:46.991	1:57.364	172.6	6:26.789
								2	2	8:28.545 B	38.068	3:23.260	4:27.217	206.7	14:55.334
								3	2	7:08.581	3:43.520	1:33.644	1:51.417	285.4	22:03.915
								4	2	3:55.314	37.633	1:30.448	1:47.233	297.0	25:59.229
								5	2	3:54.983	36.466	1:30.375	1:48.142	297.0	29:54.212
								6	2	3:52.849	36.859	1:29.593	1:46.397	297.0	33:47.061
								7	2	5:43.337 B	36.588	1:29.317	3:37.432	297.0	39:30.398
								8	1	13:38.801	...	1:36.772	1:59.528	279.5	53:09.199
								9	1	4:35.921	1:07.062	1:37.914	1:50.945	295.4	57:45.120
								10	1	5:10.151	37.601	1:31.629	3:00.921	297.0	1:02:55.271
20 High Class Racing 1. Philip LINDBERG 2. Lenny RIED Ligier JS P325 - Toyota LMP3								1	2	5:29.484	1:21.235	1:53.071	2:15.178	202.8	5:29.484
								2	2	9:40.094 B	2:42.971	3:47.390	3:09.733		15:09.578



LE MANS CUP



Road to Le Mans
94^e Edition des 24 Heures du Mans
Free Practice 1

Sector Analysis

Lap under Red Flag Invalidated Lap Personal Best Session Best B Crossing the pit lane

Lap	D	Time	Sector 1	Sector 2	Sector 3	T. Spd	Elapsed
3	2	5:35.322	2:08.240	1:34.359	1:52.723	257.6	20:44.900
4	2	3:58.573	37.076	1:31.086	1:50.411	296.2	24:43.473
5	2	4:04.913 B	36.935	1:29.838	1:58.140	296.2	28:48.386
6	1	7:00.181	3:31.453	1:33.535	1:55.193	291.5	35:48.567
7	1	8:36.881 B	1:02.833	3:52.686	3:41.362		44:25.448
8	1	8:24.599	4:56.955	1:33.922	1:53.722	219.6	52:50.047
9	1	4:22.217	55.712	1:35.582	1:50.923	295.4	57:12.264
10	1	5:08.616	37.233	1:33.083	2:58.300	293.0	1:02:20.880

21		Kessel Racing		Ferrari 296 GT3 Evo			
		1.Oscar Lee RYNDZIEWICZ		GT3			
		2.Giacomo ALTOE					
1	2	6:02.712 B	2:17.050	1:41.022	2:04.640	224.2	6:02.712
2	2	9:12.253 B	2:34.377	3:46.145	2:51.731		15:14.965
3	2	5:35.079	2:06.297	1:34.461	1:54.321	285.4	20:50.044
4	2	3:59.965	37.711	1:31.876	1:50.378	291.5	24:50.009
5	2	4:07.921 B	37.720	1:32.022	1:58.179	293.0	28:57.930
6	1	7:07.707	3:26.076	1:34.945	2:06.686	286.1	36:05.637
7	1	8:26.094 B	1:20.455	3:22.752	3:42.887		44:31.731
8	1	8:38.378	5:03.854	1:35.765	1:58.759	289.9	53:10.109
9	1	4:46.341	1:07.647	1:45.096	1:53.598	218.8	57:56.450
10	1	5:17.573	40.114	1:32.683	3:04.776	292.3	1:03:14.023

22		Trajectus Motorsport		Ligier JS P325 - Toyota			
		1.André VIEIRA		LMP3			
		2.Mathis POULET					
1	2	5:14.199	1:17.825	1:52.873	2:03.501	189.7	5:14.199
2	2	8:45.070 B	39.883	3:26.045	4:39.142		13:59.269
3	2	6:08.666	2:39.596	1:35.871	1:53.199	245.4	20:07.935
4	2	3:59.899	38.942	1:30.655	1:50.302	297.0	24:07.834
5	2	4:03.851 B	37.785	1:30.257	1:55.809	297.0	28:11.685
6	1	6:46.052	3:11.705	1:37.327	1:57.020	295.4	34:57.737
7	1	8:28.039 B	41.288	3:11.622	4:35.129		43:25.776
8	1	10:18.204	6:36.084	1:35.303	2:06.817	286.1	53:43.980
9	1	4:46.098	1:08.246	1:36.239	2:01.613	293.8	58:30.078
10	1	5:22.572	38.901	1:36.059	3:07.612	273.9	1:03:52.650

23		Biogas Motorsport		Ferrari 296 GT3			
		1.Josep MAYOLA COMADIR		GT3			
		2.Fran RUEDA					
1	1	9:42.386 B	4:31.771	2:11.594	2:59.021	150.0	9:42.386
2	1	11:46.229	7:54.268	1:42.465	2:09.496	239.5	21:28.615
3	1	4:17.841	41.555	1:37.021	1:59.265	284.6	25:46.456
4	1	4:16.618	41.012	1:38.248	1:57.358	283.9	30:03.074
5	1	4:25.428 B	40.911	1:37.735	2:06.782	281.7	34:28.502
6	2	16:39.749	...	1:38.032	1:58.401	247.7	51:08.251
7	2	4:06.402	38.207	1:32.304	1:55.891	286.9	55:14.653
8	2	5:03.774	1:05.293	1:33.434	2:25.047	288.4	1:00:18.427

24		Racing Spirit of Leman		Ligier JS P325 - Toyota			
		1.Christian GISY		LMP3 Pro/Am			
		2.Oskar KRISTENSEN					
1	2	5:47.117	1:41.704	1:52.606	2:12.807	223.7	5:47.117
2	2	8:38.827 B	40.606	3:15.954	4:42.267	254.6	14:25.944
3	2	6:39.147	3:00.117	1:41.483	1:57.547	271.8	21:05.091
4	2	3:56.350	37.254	1:31.338	1:47.758	287.6	25:01.441
5	2	3:54.658	36.792	1:30.373	1:47.493	290.7	28:56.099

Lap	D	Time	Sector 1	Sector 2	Sector 3	T. Spd	Elapsed
6	2	3:53.412	36.688	1:30.535	1:46.189	290.7	32:49.511
7	2	4:47.551 B	36.009	1:30.233	2:41.309	289.1	37:37.062
8	1	13:52.153	...	1:37.239	1:57.785	273.2	51:29.215
9	1	4:10.704	39.666	1:35.138	1:55.900	285.4	55:39.919
10	1	5:54.824	56.046	1:34.431	3:24.347	288.4	1:01:34.743

26		Bretton Racing		Ligier JS P325 - Toyota			
		1.James WINSLOW		LMP3			
		2.Augustin BERNIER					
1	2	5:11.693	1:23.246	1:48.610	1:59.837	184.3	5:11.693
2	2	8:46.152 B	40.464	3:26.974	4:38.714		13:57.845
3	2	6:12.835	2:40.179	1:32.086	1:56.570	254.0	20:10.680
4	2	4:02.724	38.814	1:32.446	1:51.464	293.0	24:13.404
5	2	3:58.161	37.317	1:31.795	1:49.049	292.3	28:11.565
6	2	3:54.867	36.811	1:30.616	1:47.440	296.2	32:06.426
7	2	4:06.029 B	36.486	1:31.348	1:58.195	293.0	36:12.455
8	1	14:35.623	...	1:36.475	1:57.045	280.2	50:48.078
9	1	4:07.020	38.411	1:34.937	1:53.672	284.6	54:55.098
10	1	4:54.548	1:08.304	1:33.822	2:12.422	286.9	59:49.646
11	1	5:17.440	37.863	1:33.039	3:06.538	288.4	1:05:07.086

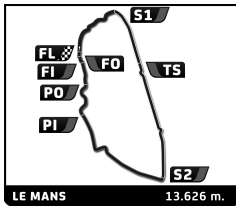
28		Team Virage		Ligier JS P325 - Toyota			
		1.Denise YEUNG		LMP3 Pro/Am			
		2.Theo MICOURIS					
1	2	5:45.738	1:52.197	1:44.556	2:08.985	209.1	5:45.738
2	2	8:38.766 B	40.987	3:15.863	4:41.916	275.2	14:24.504
3	2	6:08.206	2:34.530	1:37.708	1:55.968	273.2	20:32.710
4	2	4:00.816	38.343	1:32.109	1:50.364	293.0	24:33.526
5	2	3:55.108	36.859	1:30.047	1:48.202	295.4	28:28.634
6	2	4:02.916 B	36.395	1:30.324	1:56.197	294.6	32:31.550
7	1	18:40.962	...	1:41.639	2:03.732	251.7	51:12.512
8	1	4:21.414	43.284	1:39.286	1:58.844	277.3	55:33.926

29		Forestier Racing by VPS		Ligier JS P325 - Toyota			
		1.Luciano MORANO		LMP3			
		2.Roei MEYUHAS					
1	2	5:22.411	1:37.668	1:45.780	1:58.963	215.3	5:22.411
2	2	8:52.693 B	39.561	3:31.401	4:41.731	167.8	14:15.104
3	2	5:58.575	2:30.592	1:33.831	1:54.152	293.8	20:13.679
4	2	4:00.391	38.515	1:31.937	1:49.939	296.2	24:14.070
5	2	3:56.700	37.173	1:30.753	1:48.774	298.7	28:10.770
6	2	3:54.242	36.774	1:30.009	1:47.459	297.0	32:05.012
7	2	4:05.589 B	36.724	1:30.932	1:57.933	297.0	36:10.601
8	1	14:30.683	...	1:33.735	1:52.449	293.8	50:41.284
9	1	4:01.737	38.628	1:30.739	1:52.370	297.0	54:43.021
10	1	4:42.804	1:06.103	1:30.266	2:06.435	297.0	59:25.825
11	1	5:09.272	36.902	1:31.873	3:00.497	296.2	1:04:35.097

34		Inter Europol Competition		Ligier JS P325 - Toyota			
		1.Alexander BUKHANTSOV		LMP3 Pro/Am			
		2.Shawn RASHID					
1	2	5:59.596 B	1:26.431	2:02.741	2:30.424	157.6	5:59.596
2	2	19:04.288 B	...	1:52.819	2:18.216	208.3	25:03.884
3	2	12:51.365 B	8:01.893	1:46.735	3:02.737	221.9	37:55.249
4	1	14:02.289	9:56.697	1:54.862	2:10.730	152.9	51:57.538
5	1	4:12.323	40.213	1:36.285	1:55.825	263.9	56:09.861
6	1	5:26.643	39.335	1:35.884	3:11.424	289.1	1:01:36.504



LE MANS CUP



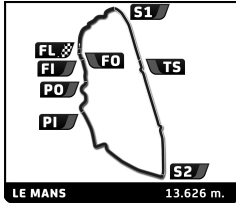
Road to Le Mans
94^e Edition des 24 Heures du Mans
Free Practice 1

Sector Analysis

Lap under Red Flag Invalidated Lap Personal Best Session Best B Crossing the pit lane

Lap	D	Time	Sector 1	Sector 2	Sector 3	T. Spd	Elapsed	Lap	D	Time	Sector 1	Sector 2	Sector 3	T. Spd	Elapsed
35	Ultimate 1. Arlan BOULAIN 2. Gilles HERIAU Ligier JS P325 - Toyota LMP3 Pro/Am							3	2	7:41.119	4:11.876	1:34.629	1:54.614	288.4	22:02.245
	1	2	5:46.694	1:39.533	1:51.851	2:15.310	221.0	4	2	3:54.853	37.325	1:30.267	1:47.261	293.8	25:57.098
	2	2	8:43.863 B	42.450	3:16.386	4:45.027	207.1	5	2	3:52.736	36.265	1:30.160	1:46.311	297.9	29:49.834
	3	2	5:58.345	2:22.155	1:36.314	1:59.876	278.1	6	2	3:52.847	37.011	1:29.616	1:47.220	296.2	33:43.681
	4	2	4:05.600	38.695	1:33.403	1:53.502	293.8	7	2	5:43.925 B	36.488	1:29.410	3:38.027	294.6	39:27.606
	5	2	4:01.520	37.696	1:31.694	1:52.130	293.8	8	1	11:49.883	8:17.465	1:36.848	1:55.570	239.5	51:17.489
	6	2	4:15.573 B	37.530	1:31.347	2:06.696	293.8	9	1	4:10.076	39.780	1:34.028	1:56.268	289.1	55:27.565
	7	1	11:30.315 B	3:55.884	3:54.792	3:39.639	44:21.910								
	8	1	8:33.427	4:59.052	1:37.290	1:57.085	221.0								
	9	1	4:29.370	59.476	1:36.188	1:53.706	288.4								
	10	1	5:13.368	37.967	1:34.362	3:01.039	288.4								
36	Ajith Redant Racing 1. Aditya PATEL 2. Narain KARTHIKEYAN Ligier JS P325 - Toyota LMP3							3	2	6:11.899	2:31.511	1:42.136	1:58.252	184.6	6:11.899
	1	2	5:00.633	1:13.756	1:47.005	1:59.872	226.0	4	2	8:40.354 B	38.292	3:07.319	4:54.743	257.0	14:52.253
	2	2	8:27.881 B	40.391	3:25.682	4:21.808	13:28.514	5	2	5:39.096	2:10.688	1:34.097	1:54.311	287.6	20:31.349
	3	2	6:34.433	3:02.862	1:35.875	1:55.696	278.8	6	2	3:58.178	37.727	1:31.431	1:49.020	291.5	24:29.527
	4	2	4:04.571	39.608	1:31.937	1:53.026	296.2	7	2	4:06.843 B	37.213	1:30.621	1:59.009	292.3	28:36.370
	5	2	4:07.010	39.687	1:33.235	1:54.088	296.2	8	1	6:15.985	2:48.668	1:33.240	1:54.077	291.5	34:52.355
	6	2	4:01.376	38.530	1:30.811	1:52.035	295.4	9	1	7:58.739 B	39.032	2:37.169	4:42.538	289.1	42:51.094
	7	2	4:16.918 B	39.152	1:31.514	2:06.252	292.3	10	1	9:35.622	6:00.111	1:38.395	1:57.116	241.1	52:26.716
	8	1	14:34.112	...	1:36.625	1:57.401	254.0	1	1	4:06.417	39.318	1:33.596	1:52.503	291.5	56:33.133
	9	1	4:06.436	38.726	1:31.426	1:56.284	295.4	10	1	5:13.331	38.512	1:32.563	3:02.256	289.9	1:01:46.464
	10	1	4:53.210	1:05.310	1:33.015	2:14.885	293.8								
37	CLX Motorsport 1. Louis STERN 2. Bruno RIBEIRO Ligier JS P325 - Toyota LMP3 Pro/Am							3	2	5:32.157	1:32.220	1:54.636	2:05.301	189.4	5:32.157
	1	2	5:45.137	1:54.366	1:43.078	2:07.693	217.9	4	2	8:46.550 B	39.443	3:27.709	4:39.398	287.6	14:18.707
	2	2	8:53.041 B	45.976	3:17.030	4:50.035	216.1	5	2	5:55.594	2:28.144	1:34.728	1:52.722	265.2	20:14.301
	3	2	7:11.626	3:42.341	1:37.254	1:52.031	257.0	6	2	4:02.102	38.891	1:33.319	1:49.892	294.6	24:16.403
	4	2	4:03.225	37.316	1:34.383	1:51.526	288.4	7	2	3:56.765	37.245	1:30.274	1:49.246	293.8	28:13.168
	5	2	3:56.506	36.810	1:31.663	1:48.033	291.5	8	2	4:06.245 B	37.291	1:30.558	1:58.396	295.4	32:19.413
	6	2	4:05.137 B	37.018	1:31.114	1:57.005	288.4	9	1	18:33.981	...	1:40.165	2:06.466	243.2	50:53.394
	7	1	16:40.319	...	1:36.032	1:59.295	285.4	10	1	4:28.564	43.370	1:38.845	2:06.349	248.8	55:21.958
								1	1	6:16.455	1:04.817	1:36.160	3:35.478	290.7	1:01:38.413
42	Steller Motorsport 1. Ameerh NARAN 2. Sergio SETTE CAMARA Duqueine D09 - Toyota LMP3 Pro/Am							3	2	4:27.978	52.963	1:41.396	1:53.619	246.5	4:27.978
	1	2	5:41.798 B	1:38.107	1:47.990	2:15.701	215.7	4	2	5:25.522 B	37.784	2:03.999	2:43.739	246.0	9:53.500
	2	2	9:26.193 B	2:25.848	3:37.526	3:22.819	15:07.991	5	2	9:56.943	6:33.676	1:34.583	1:48.684	277.3	19:50.443
	3	2	5:39.420	2:09.340	1:36.569	1:53.511	258.9	6	2	3:57.869	36.993	1:30.876	1:50.000	282.4	23:48.312
	4	2	4:04.608 B	37.195	1:31.591	1:55.822	289.9	7	2	3:53.858	37.315	1:30.317	1:46.226	280.9	27:42.170
	5	1	10:00.120	5:51.690	1:47.998	2:20.432	226.5	8	2	3:51.491	36.142	1:29.544	1:45.805	287.6	31:33.661
	6	1	8:40.190 B	46.512	3:13.813	4:39.865	43:32.329	9	2	4:04.514 B	38.097	1:31.435	1:54.982	281.7	35:38.175
	7	1	9:32.484	5:40.942	1:41.860	2:09.682	262.6	10	1	14:56.570	...	1:34.466	1:54.417	288.4	50:34.745
	8	1	5:18.140	1:11.969	1:47.262	2:18.909	259.5	1	1	4:05.645	38.872	1:32.475	1:54.298	288.4	54:40.390
	9	1	5:42.031	44.203	1:40.015	3:17.813	286.1	1	1	4:46.526	1:06.465	1:31.740	2:08.321	288.4	59:26.916
								1	1	5:06.865	37.301	1:31.403	2:58.161	293.0	1:04:33.781
43	Inter Europol Competition 1. Christian DANNEMAND JI 2. William KARLSSON Ligier JS P325 - Toyota LMP3							3	2	4:27.978	52.963	1:41.396	1:53.619	246.5	4:27.978
	1	2	5:30.065	1:14.396	1:58.975	2:16.694	210.3	4	2	8:47.861 B	40.762	3:17.279	4:49.820	212.3	14:36.885
	2	2	8:51.061 B	41.836	3:28.271	4:40.954	14:21.126	5	2	5:44.994	2:19.318	1:33.832	1:51.844	286.1	20:21.879
								6	2	3:59.580	38.171	1:31.906	1:49.503	292.3	24:21.459
45	High Class Racing 1. Max MORITZ 2. Morris SCHURING Porsche 911 GT3 R (992) GT3							3	2	5:32.157	1:32.220	1:54.636	2:05.301	189.4	5:32.157
	1	2	6:11.899	2:31.511	1:42.136	1:58.252	184.6	4	2	8:46.550 B	39.443	3:27.709	4:39.398	287.6	14:18.707
	2	2	8:40.354 B	38.292	3:07.319	4:54.743	257.0	5	2	5:55.594	2:28.144	1:34.728	1:52.722	265.2	20:14.301
	3	2	5:39.096	2:10.688	1:34.097	1:54.311	287.6	6	2	4:02.102	38.891	1:33.319	1:49.892	294.6	24:16.403
	4	2	3:58.178	37.727	1:31.431	1:49.020	291.5	7	2	3:56.765	37.245	1:30.274	1:49.246	293.8	28:13.168
	5	2	4:06.843 B	37.213	1:30.621	1:59.009	292.3	8	2	4:06.245 B	37.291	1:30.558	1:58.396	295.4	32:19.413
	6	1	6:15.985	2:48.668	1:33.240	1:54.077	291.5	9	1	18:33.981	...	1:40.165	2:06.466	243.2	50:53.394
	7	1	7:58.739 B	39.032	2:37.169	4:42.538	289.1	10	1	4:28.564	43.370	1:38.845	2:06.349	248.8	55:21.958
	8	1	9:35.622	6:00.111	1:38.395	1:57.116	241.1	1	1	6:16.455	1:04.817	1:36.160	3:35.478	290.7	1:01:38.413
	9	1	4:06.417	39.318	1:33.596	1:52.503	291.5								
	10	1	5:13.331	38.512	1:32.563	3:02.256	289.9								
49	High Class Racing 1. Michael HOVE 2. Andrew RACKSTRAW Ligier JS P325 - Toyota LMP3 Pro/Am							3	2	4:27.978	52.963	1:41.396	1:53.619	246.5	4:27.978
	1	2	5:32.157	1:32.220	1:54.636	2:05.301	189.4	4	2	5:25.522 B	37.784	2:03.999	2:43.739	246.0	9:53.500
	2	2	8:46.550 B	39.443	3:27.709	4:39.398	287.6	5	2	9:56.943	6:33.676	1:34.583	1:48.684	277.3	19:50.443
	3	2	5:55.594	2:28.144	1:34.728	1:52.722	265.2	6	2	3:57.869	36.993	1:30.876	1:50.000	282.4	23:48.312
	4	2	4:02.102	38.891	1:33.319	1:49.892	294.6	7	2	3:53.858	37.315	1:30.317	1:46.226	280.9	27:42.170
	5	2	3:56.765	37.245	1:30.274	1:49.246	293.8	8	2	3:51.491	36.142	1:29.544	1:45.805	287.6	31:33.661
	6	2	4:06.245 B	37.291	1:30.558	1:58.396	295.4	9	2	4:04.514 B	38.097	1:31.435	1:54.982	281.7	35:38.175
	7	1	18:33.981	...	1:40.165	2:06.466	243.2	10	1	14:56.570	...	1:34.466	1:54.417	288.4	50:34.745
	8	1	4:28.564	43.370	1:38.845	2:06.349	248.8	1	1	4:05.645					

LE MANS CUP



Road to Le Mans
94^e Edition des 24 Heures du Mans
Free Practice 1

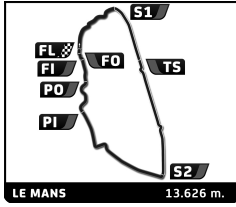
Sector Analysis

Lap under Red Flag Invalidated Lap Personal Best Session Best Crossing the pit lane

Lap	D	Time	Sector 1	Sector 2	Sector 3	T. Spd	Elapsed	Lap	D	Time	Sector 1	Sector 2	Sector 3	T. Spd	Elapsed
5	2	3:58.261	37.476	1:31.387	1:49.398	291.5	28:19.720	8	2	13:50.298	...	1:35.407	1:55.141	289.9	50:51.152
6	2	4:06.269 B	37.096	1:31.878	1:57.295	289.1	32:25.989	9	2	4:02.130	37.850	1:32.014	1:52.266	286.9	54:53.282
7	1	11:25.548 B	3:45.094	4:14.771	3:25.683		43:51.537	10	2	4:39.174	1:05.732	1:32.866	2:00.576	288.4	59:32.456
8	1	9:02.759	5:23.568	1:38.060	2:01.131	251.1	52:54.296	11	2	5:09.195	37.201	1:30.626	3:01.368	295.4	1:04:41.651
9	1	4:27.969	55.255	1:36.111	1:56.603	286.9	57:22.265	66 Rinaldi Racing Ligier JS P325 - Toyota 1. Steve PARROW LMP3 Pro/Am 2. Mikkel Gaarde PEDERSEN							
10	1	5:21.081	39.770	1:35.336	3:05.975	285.4	1:02:43.346	1	2	6:28.889	2:51.396	1:42.422	1:55.071	245.4	6:28.889
54 Dinamic GT Porsche 911 GT3 (992) EVO 1. Reinhold KRAHN GT3 2. Matteo CRESSONI							2	2	8:28.082 B	38.386	3:22.915	4:26.781	224.2	14:56.971	
1	2	5:27.547	1:46.766	1:42.698	1:58.083	262.0	5:27.547	3	2	5:44.913	2:07.531	1:40.418	1:56.964	296.2	20:41.884
2	2	8:45.757 B	39.492	3:25.501	4:40.764	199.9	14:13.304	4	2	3:58.140	38.280	1:31.099	1:48.761	293.8	24:40.024
3	1	7:53.881	4:04.725	1:42.800	2:06.356	257.6	22:07.185	5	2	3:54.344	36.746	1:30.096	1:47.502	294.6	28:34.368
4	1	4:17.946	41.400	1:36.850	1:59.696	278.8	26:25.131	6	2	3:53.036	36.510	1:29.757	1:46.769	293.8	32:27.404
5	1	4:14.066	39.726	1:35.867	1:58.473	283.1	30:39.197	7	2	4:20.038 B	37.566	1:30.109	2:12.363	296.2	36:47.442
6	1	4:13.809	40.313	1:35.499	1:57.997	280.9	34:53.006	8	1	14:29.613	...	1:37.164	2:01.633	278.1	51:17.055
7	1	8:28.647 B	41.133	3:14.929	4:32.585	224.6	43:21.653	9	1	4:15.661	39.883	1:37.701	1:58.077	273.2	55:32.716
8	1	10:09.108	6:23.098	1:39.384	2:06.626	260.1	53:30.761	10	1	6:00.916	1:00.065	1:33.965	3:26.886	288.4	1:01:33.632
9	1	4:52.308	1:13.782	1:37.715	2:00.811	281.7	58:23.069	68 M Racing Ligier JS P325 - Toyota 1. Haydn CHANCE LMP3 2. Nazareno LOPEZ CESARA							
10	1	5:27.605	44.525	1:36.349	3:06.731	282.4	1:03:50.674	1	2	4:58.145	1:12.994	1:46.613	1:58.538	230.8	4:58.145
55 AF Corse Ferrari 296 GT3 1. Francesco PIOVANETTI GT3 2. Tommaso MOSCA							2	2	6:41.720 B	39.302	2:59.162	3:03.256	175.4	11:39.865	
1	2	5:52.585	2:15.965	1:40.840	1:55.780	249.9	5:52.585	3	2	9:37.325	5:48.495	1:48.068	2:00.762	210.3	21:17.190
2	2	8:52.030 B	41.867	3:19.658	4:50.505	242.1	14:44.615	4	2	4:00.054	37.859	1:32.274	1:49.921	290.7	25:17.244
3	2	5:41.246	2:13.727	1:32.863	1:54.656	289.9	20:25.861	5	2	3:57.459	37.179	1:31.202	1:49.078	293.8	29:14.703
4	2	4:00.118	37.869	1:32.052	1:50.197	292.3	24:25.979	6	2	4:07.151 B	36.867	1:30.567	1:59.717	293.0	33:21.854
5	2	3:58.852	37.408	1:31.313	1:50.131	293.0	28:24.831	7	1	16:56.145	...	1:33.100	1:50.080	283.9	50:17.999
6	2	4:09.336 B	38.088	1:32.620	1:58.628	293.0	32:34.167	8	1	4:00.351	37.570	1:31.420	1:51.361	289.1	54:18.350
7	1	10:19.117 B	2:59.582	3:12.565	4:06.970	288.4	42:53.284	9	1	4:31.631	1:05.805	1:31.030	1:54.796	289.1	58:49.981
8	1	9:38.640	6:03.945	1:37.489	1:57.206	282.4	52:31.924	10	1	5:11.532	36.505	1:30.630	3:04.397	292.3	1:04:01.513
9	1	4:37.621	49.898	1:52.379	1:55.344	275.2	57:09.545	71 Rinaldi Racing Ligier JS P325 - Toyota 1. Stefan AUST LMP3 Pro/Am 2. Felipe FERNANDEZ-LASER							
10	1	5:19.875	39.288	1:34.938	3:05.649	288.4	1:02:29.420	1	2	6:29.932	2:29.962	1:55.374	2:04.596	196.2	6:29.932
58 GG Classics Ligier JS P325 - Toyota 1. George NAKAS LMP3 Pro/Am 2. Fraser ROSS							2	2	8:29.331 B	41.911	3:19.589	4:27.831	209.9	14:59.263	
1	2	5:19.793	1:28.421	1:47.668	2:03.704	204.0	5:19.793	3	2	5:39.016	2:09.157	1:35.299	1:54.560	282.4	20:38.279
2	2	8:46.483 B	39.418	3:29.707	4:37.358	205.1	14:06.276	4	2	4:08.909 B	38.206	1:32.374	1:58.329	293.8	24:47.188
3	2	6:03.841	2:34.654	1:34.355	1:54.832	252.8	20:10.117	5	2	5:06.063	1:45.071	1:31.948	1:49.044	290.7	29:53.251
4	2	3:59.025	38.242	1:30.130	1:50.653	297.9	24:09.142	6	2	3:56.138	36.814	1:31.134	1:48.190	291.5	33:49.389
5	2	4:03.879 B	37.295	1:30.905	1:55.679	291.5	28:13.021	7	2	6:17.145 B	36.877	1:30.388	4:09.880	293.8	40:06.534
6	1	8:11.283	4:23.792	1:40.503	2:06.988	252.3	36:24.304	8	1	11:25.981	7:44.314	1:38.666	2:03.001	280.9	51:32.515
7	1	8:18.249 B	1:19.714	3:11.469	3:47.066		44:42.553	9	1	4:15.776	41.002	1:35.124	1:59.650	286.9	55:48.291
8	1	8:58.641	5:06.739	1:37.651	2:14.251	250.5	53:41.194	10	1	5:48.426	52.195	1:34.918	3:21.313	291.5	1:01:36.717
62 Bretton Racing Ligier JS P325 - Toyota 1. Jacek ZIELONKA LMP3 Pro/Am 2. Léo Sami ROBINSON							72 Team WRT BMW M4 GT3 Evo 1. Arnold ROBIN GT3 2. Maxime ROBIN								
1	1	5:44.795	1:35.351	1:55.094	2:14.350	227.9	5:44.795	1	2	7:42.940	3:46.736	1:55.295	2:00.909	228.9	7:42.940
2	1	8:37.786 B	41.400	3:14.968	4:41.418	275.9	14:22.581	2	2	7:29.096 B	48.843	3:46.885	2:53.368		15:12.036
3	1	5:59.076	2:25.530	1:37.569	1:55.977	286.9	20:21.657	3	2	5:35.836	2:08.167	1:34.418	1:53.251	289.9	20:47.872
4	1	4:03.471	38.022	1:33.157	1:52.292	286.9	24:25.128	4	2	4:01.683	38.048	1:31.836	1:51.799	291.5	24:49.555
5	1	3:59.548	37.609	1:31.147	1:50.792	293.0	28:24.676	5	2	3:59.433	37.801	1:31.861	1:49.771	289.1	28:48.988
6	1	4:00.065	37.782	1:30.978	1:51.305	295.4	32:24.741	6	2	4:07.583 B	37.787	1:31.834	1:57.962	289.9	32:56.571
7	1	4:36.113 B	39.057	1:32.406	2:24.650	290.7	37:00.854	7	1	11:20.010 B	3:44.536	3:57.497	3:37.977		44:16.581



LE MANS CUP



Road to Le Mans
94^e Edition des 24 Heures du Mans
Free Practice 1

Sector Analysis

Lap under Red Flag Invalidated Lap Personal Best Session Best B Crossing the pit lane

Lap	D	Time	Sector 1	Sector 2	Sector 3	T. Spd	Elapsed
8	1	8:37.077	5:03.815	1:36.658	1:56.604	288.4	52:53.658
9	1	4:22.116	50.681	1:37.623	1:53.812	287.6	57:15.774
10	1	5:12.788	39.299	1:32.683	3:00.806	290.7	1:02:28.562

77		SMC Motorsport		McLaren 720S GT3 Evo			
		1.Gonzalo DE ANDRES MAR		GT3			
		2.Jean-Baptiste SIMMENAUI					
1	2	6:14.385 B	2:14.338	1:50.404	2:09.643	214.4	6:14.385
2	2	13:50.743	...	1:40.578	1:56.497	231.3	20:05.128
3	2	4:04.573	38.474	1:32.764	1:53.335	262.6	24:09.701
4	2	3:59.497	37.916	1:31.888	1:49.693	293.8	28:09.198
5	2	3:59.576	37.224	1:32.975	1:49.377	289.1	32:08.774
6	2	4:08.917 B	37.776	1:31.254	1:59.887	288.4	36:17.691
7	1	4:54.949	...	1:39.710	2:01.933	236.3	51:12.640
8	1	5:12.217	41.392	2:13.381	2:17.444	247.7	56:24.857
9	1	5:39.513	39.788	1:34.051	3:25.674	269.8	1:02:04.370

83		AF Corse		Ferrari 296 GT3 Evo			
		1.Norikazu SHIBATA		GT3			
		2.Charles FAGG					
1	1	6:43.126 B	2:41.130	1:52.065	2:09.931	151.4	6:43.126
2	1	13:18.301	9:43.491	1:38.759	1:56.051	246.0	20:01.427
3	1	4:04.243	38.234	1:33.988	1:52.021	283.9	24:05.670
4	1	4:10.255 B	37.673	1:33.555	1:59.027	283.1	28:15.925
5	1	7:48.903	3:56.036	1:39.919	2:12.948	279.5	36:04.828
6	1	8:25.311 B	1:20.762	3:22.549	3:42.000		44:30.139
7	1	9:12.222	5:23.158	1:39.462	2:09.602	278.1	53:42.361
8	1	4:53.114	1:09.262	1:40.051	2:03.801	278.8	58:35.475
9	1	5:31.526	40.922	1:39.816	3:10.788	278.1	1:04:07.001

85		R-ace GP		Duqueine D09 - Toyota			
		1.Daniel FROST		LMP3			
		2.Enzo PEUGEOT					
1	2	4:26.274	52.161	1:41.506	1:52.607	247.7	4:26.274
2	2	5:17.136 B	37.155	1:58.710	2:41.271	273.2	9:43.410
3	2	9:51.175	6:31.850	1:31.796	1:47.529	285.4	19:34.585
4	2	3:53.009	36.237	1:30.605	1:46.167	289.9	23:27.594
5	2	3:50.938	35.874	1:29.863	1:45.201	289.9	27:18.532
6	2	3:59.176 B	35.846	1:29.577	1:53.753	290.7	31:17.708
7	1	10:21.007 B	3:13.319	2:33.494	4:34.194	221.9	41:38.715
8	1	12:24.955	8:49.252	1:42.149	1:53.554	280.2	54:03.670
9	1	4:37.683	1:10.015	1:31.350	1:56.318	286.9	58:41.353
10	1	5:09.320	36.620	1:30.478	3:02.222	291.5	1:03:50.673

86		R-ace GP		Duqueine D09 - Toyota			
		1.Zack SCOLAR		LMP3			
		2.Léna BÜHLER					
1	2	4:31.233	54.090	1:41.278	1:55.865	233.8	4:31.233
2	2	5:32.397 B	37.925	2:22.895	2:31.577	223.7	10:03.630
3	2	9:42.064	6:16.863	1:34.635	1:50.566	280.9	19:45.694
4	2	3:57.772	37.115	1:31.592	1:49.065	289.9	23:43.466
5	2	3:54.961	36.420	1:30.617	1:47.924	289.1	27:38.427
6	2	4:02.880 B	36.256	1:30.793	1:55.831	288.4	31:41.307
7	1	12:31.540 B	4:48.149	4:06.555	3:36.836		44:12.847
8	1	9:43.100	6:15.518	1:33.698	1:53.884	280.9	53:55.947
9	1	4:30.822	1:05.703	1:31.573	1:53.546	290.7	58:26.769
10	1	5:09.848	38.732	1:31.059	3:00.057	287.6	1:03:36.617

87		CLX Motorsport		Ligier JS P325 - Toyota			
		1.Alexander JACOBY		LMP3			
		2.Kevin RABIN					
1	1	5:17.579	1:25.423	1:49.985	2:02.171	161.8	5:17.579
2	1	8:46.346 B	40.350	3:25.479	4:40.517	186.2	14:03.925
3	1	6:38.776	3:07.749	1:35.663	1:55.364	289.1	20:42.701
4	1	4:01.495	38.322	1:31.831	1:51.342	292.3	24:44.196
5	1	3:57.483	37.169	1:30.569	1:49.745	297.0	28:41.679
6	1	4:10.661 B	38.066	1:31.812	2:00.783	291.5	32:52.340
7	2	11:22.278 B	3:47.008	3:57.772	3:37.498		44:14.618
8	2	8:34.909	5:04.835	1:35.218	1:54.856	289.1	52:49.527
9	2	4:09.570	45.581	1:33.141	1:50.848	289.9	56:59.097
10	2	5:06.087	37.108	1:30.510	2:58.469	293.8	1:02:05.184

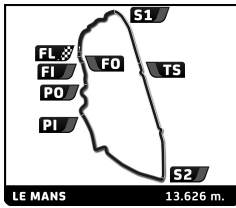
88		AF Corse		Ferrari 296 GT3 Evo			
		1.Rey ACOSTA III		GT3			
		2.Marco Erminio BONANO					
1	2	5:48.714	1:58.972	1:45.504	2:04.238	220.1	5:48.714
2	2	8:40.037 B	40.632	3:15.058	4:44.347	234.3	14:28.751
3	2	5:49.198	2:20.169	1:35.051	1:53.978	281.7	20:17.949
4	2	4:03.134	38.449	1:32.697	1:51.988	291.5	24:21.083
5	2	4:02.131	38.214	1:31.927	1:51.990	294.6	28:23.214
6	2	4:07.388 B	37.496	1:32.013	1:57.879	289.9	32:30.602
7	1	11:40.708 B	3:49.069	4:15.648	3:35.991		44:11.310
8	2	8:45.633	5:08.574	1:38.821	1:58.238	221.9	52:56.943
9	2	4:57.578	1:00.705	1:58.078	1:58.795	288.4	57:54.521
10	2	5:37.807	42.930	1:38.317	3:16.560	291.5	1:03:32.328

90		Ecurie Ecosse Blackthorn		Aston Martin Vantage AMR GT3 Evo			
		1.Charles BATEMAN		GT3			
		2.Kobe PAUWELS					
1	2	6:07.929	2:27.270	1:44.958	1:55.701	180.3	6:07.929
2	2	8:40.221 B	39.653	3:07.838	4:52.730	261.3	14:48.150
3	2	5:39.797	2:11.778	1:34.401	1:53.971	287.6	20:27.947
4	2	3:59.698	37.727	1:31.756	1:50.215	291.5	24:27.645
5	2	4:07.776 B	37.483	1:31.510	1:58.783	289.9	28:35.421
6	1	7:32.361	3:49.236	1:35.272	2:07.853	245.4	36:07.782
7	1	8:25.875 B	1:19.310	3:23.184	3:43.381		44:33.657
8	1	8:38.367	5:02.646	1:35.479	2:00.242	291.5	53:12.024
9	1	4:42.779	1:06.327	1:42.397	1:54.055	271.8	57:54.803
10	1	5:16.627	38.805	1:33.734	3:04.088	287.6	1:03:11.430

91		Ecurie Ecosse Blackthorn		Aston Martin Vantage AMR GT3 Evo			
		1.Giacomo PETTROBELLI		GT3			
		2.Romain LEROUX					
1	1	6:07.497	2:22.251	1:45.994	1:59.252	260.7	6:07.497
2	1	8:42.617 B	41.302	3:07.664	4:53.651	284.6	14:50.114
3	1	5:42.226	2:12.421	1:35.677	1:54.128	286.9	20:32.340
4	1	4:05.949	38.310	1:34.076	1:53.563	287.6	24:38.289
5	1	4:02.918	38.197	1:33.198	1:51.523	286.9	28:41.207
6	1	4:12.365 B	38.239	1:33.702	2:00.424	287.6	32:53.572
7	2	11:30.108 B	3:55.624	3:53.939	3:40.545		44:23.680
8	2	8:34.066	4:59.902	1:37.090	1:57.074	268.4	52:57.746
9	2	4:31.548	1:00.332	1:38.188	1:53.028	284.6	57:29.294
10	2	5:16.711	38.699	1:33.681	3:04.331	285.4	1:02:46.005



LE MANS CUP



Road to Le Mans 94^e Edition des 24 Heures du Mans Free Practice 1

Sector Analysis

Lap under Red Flag Invalidated Lap Personal Best Session Best B Crossing the pit lane

Lap	D	Time	Sector 1	Sector 2	Sector 3	T. Spd	Elapsed	Lap	D	Time	Sector 1	Sector 2	Sector 3	T. Spd	Elapsed
92		Forestier Racing by VPS 1. Sebastian BACH 2. Lucas FECURY						Ligier JS P325 - Toyota LMP3							
1	2	4:41.002	58.692	1:45.056	1:57.254	212.3	4:41.002	1	2	5:20.269	1:31.418	1:46.096	2:02.755	205.1	5:20.269
2	2	6:45.775 B	39.011	2:32.306	3:34.458	278.8	11:26.777	2	2	8:49.981 B	39.399	3:31.598	4:38.984	176.5	14:10.250
3	2	8:30.608	5:02.276	1:35.662	1:52.670	252.8	19:57.385	3	1	7:50.009	4:06.583	1:42.762	2:00.664	257.0	22:00.259
4	2	3:58.427	37.419	1:31.240	1:49.768	279.5	23:55.812	4	1	4:14.841	41.783	1:35.818	1:57.240	291.5	26:15.100
5	2	3:56.419	37.176	1:30.196	1:49.047	297.0	27:52.231	5	1	4:10.359	39.553	1:34.954	1:55.852	289.1	30:25.459
6	2	3:57.315	38.084	1:30.544	1:48.687	297.9	31:49.546	6	1	4:10.144	39.115	1:34.184	1:56.845	289.1	34:35.603
7	2	4:09.426 B	36.924	1:30.787	2:01.715	294.6	35:58.972	7	1	8:05.238 B	38.779	2:49.148	4:37.311	289.1	42:40.841
8	1	14:59.414	...	1:37.452	1:54.014	273.9	50:58.386	8	1	10:36.401	7:00.585	1:32.989	2:02.827	284.6	53:17.242
9	1	4:02.004	39.007	1:32.327	1:50.670	296.2	55:00.390	9	1	4:39.611	1:06.321	1:41.107	1:52.183	181.2	57:56.853
10	1	4:33.264	1:06.002	1:30.929	1:56.333	297.9	59:33.654	10	1	5:10.650	38.035	1:32.174	3:00.441	279.5	1:03:07.503
11	1	5:05.888	36.835	1:29.803	2:59.250	296.2	1:04:39.542								
95		United Autosports 1. Michael BIRCH 2. Garnet PATTERSON						McLaren 720S GT3 Evo GT3							
1	2	6:44.205 B	2:47.558	1:47.560	2:09.087	155.5	6:44.205	1	1	7:14.896	3:26.575	1:47.781	2:00.540	185.8	7:14.896
2	2	13:04.191	9:35.805	1:35.753	1:52.623	252.3	19:48.386	2	1	7:51.168 B	40.279	3:33.766	3:37.123		15:06.064
3	2	3:59.627	37.826	1:31.207	1:50.594	293.8	23:48.013	3	1	7:35.006	4:07.921	1:33.550	1:53.535	291.5	22:41.070
4	2	3:57.976	37.407	1:31.394	1:49.175	267.1	27:45.989	4	1	3:59.178	38.504	1:31.464	1:49.210	293.0	26:40.248
5	2	4:05.684 B	37.365	1:30.833	1:57.486	293.8	31:51.673	5	1	3:57.445	37.389	1:30.802	1:49.254	294.6	30:37.693
6	1	10:56.611 B	3:28.115	2:47.555	4:40.941	292.3	42:48.284	6	1	4:08.424 B	37.122	1:29.578	2:01.724	295.4	34:46.117
7	1	9:36.001	6:02.129	1:35.273	1:58.599	290.7	52:24.285	7	2	15:52.060	...	1:36.497	1:52.048	251.7	50:38.177
8	1	4:12.476	41.392	1:33.230	1:57.854	293.0	56:36.761	8	2	4:03.185	41.267	1:30.726	1:51.192	293.8	54:41.362
9	1	5:25.050	39.888	1:33.772	3:11.390	294.6	1:02:01.811	9	2	4:47.749	1:09.241	1:32.331	2:06.177	295.4	59:29.111
96		Getspeed 1. Patrick CHARLAIX 2. Marvin KLEIN						Mercedes-AMG GT3 Evo GT3							
1	2	14:12.107 B	5:58.351	3:33.531	4:40.225	177.6	14:12.107	10	2	5:11.783	36.861	1:30.698	3:04.224	297.0	1:04:40.894
2	2	6:04.236	2:33.030	1:36.926	1:54.280	248.2	20:16.343								
3	2	4:04.241	38.857	1:33.259	1:52.125	292.3	24:20.584								
4	2	4:10.437 B	37.571	1:32.686	2:00.180	289.9	28:31.021								
5	1	7:47.214	3:36.285	1:42.598	2:28.331	271.1	36:18.235								
6	1	8:21.476 B	1:24.406	3:11.414	3:45.656		44:39.711								
7	2	9:08.761	5:06.689	1:39.619	2:22.453	275.2	53:48.472								
8	2	5:17.972	1:09.103	1:53.134	2:15.735	270.4	59:06.444								
9	2	5:50.304	45.052	1:41.373	3:23.879	283.1	1:04:56.748								
97		CLX Motorsport 1. Cedric OLTRAMARE 2. David DROUX						Ligier JS P325 - Toyota LMP3							
1	1	4:58.020	1:05.573	1:49.416	2:03.031	235.3	4:58.020								
2	1	8:04.135 B	41.236	3:04.812	4:18.087	173.1	13:02.155								
3	1	6:58.497	3:27.813	1:36.922	1:53.762	279.5	20:00.652								
4	1	4:01.501	38.264	1:32.733	1:50.504	293.8	24:02.153								
5	1	3:57.635	37.155	1:31.891	1:48.589	289.9	27:59.788								
6	1	3:55.810	36.759	1:31.114	1:47.937	289.1	31:55.598								
7	1	4:09.558 B	37.372	1:30.808	2:01.378	291.5	36:05.156								
8	2	14:21.031	...	1:33.187	1:50.036	285.4	50:26.187								
9	2	3:56.404	36.710	1:30.914	1:48.780	289.1	54:22.591								
10	2	4:31.469	1:05.656	1:30.649	1:55.164	290.7	58:54.060								
11	2	5:12.401	36.215	1:29.974	3:06.212	290.7	1:04:06.461								

