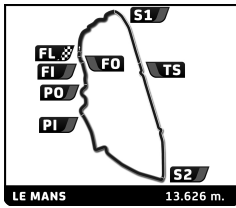


LE MANS CUP



Road to Le Mans 94^e Edition des 24 Heures du Mans Free Practice 2

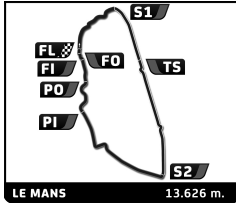
Sector Analysis

Lap under Red Flag Invalidated Lap Personal Best Session Best B Crossing the pit lane

Lap	D	Time	Sector 1	Sector 2	Sector 3	T. Spd	Elapsed	Lap	D	Time	Sector 1	Sector 2	Sector 3	T. Spd	Elapsed
2	Rinaldi Racing 1. Alwise RODELLA 2. Stylianos Taxiarchis KOLO Ligier JS P325 - Toyota LMP3							1	2	5:08.573	1:23.953	1:44.518	2:00.102	236.9	5:08.573
	2	2	5:05.771	39.285	1:33.948	2:52.538	293.0	10:14.344							
	3	2	8:15.205 B	1:27.008	3:17.102	3:31.095	148.9	18:29.549							
	4	2	7:50.451	4:23.244	1:34.734	1:52.473	293.0	26:20.000							
	5	2	4:35.447	39.059	1:32.893	2:23.495	295.4	30:55.447							
	6	2	5:49.135 B	1:26.049	1:44.245	2:38.841	255.2	36:44.582							
	7	1	14:10.040	...	1:33.967	1:56.838	289.1	50:54.622							
	8	1	4:32.626 B	38.144	1:31.429	2:23.053	297.9	55:27.248							
	9	1	5:17.059	1:34.994	1:31.323	2:10.742	297.9	1:00:44.307							
3	DKR Engineering 1. Anhti RAMMO 2. Quentin ANTONEL Ligier JS P325 - Toyota LMP3 Pro/Am							1	1	6:01.577	1:52.573	1:56.883	2:12.121	170.7	6:01.577
	2	1	6:42.331	45.546	1:33.909	4:22.876	287.6	12:43.908							
	3	1	6:21.550 B	59.409	3:09.223	2:12.918	19:05.458								
	4	1	7:31.224	4:02.632	1:34.082	1:54.510	295.4	26:36.682							
	5	1	4:41.670	38.092	1:31.197	2:32.381	293.8	31:18.352							
	6	1	5:36.895 B	1:20.092	1:32.309	2:44.494	295.4	36:55.247							
	7	1	13:47.849	...	1:34.796	1:50.968	293.0	50:43.096							
	8	1	3:59.668	37.495	1:30.548	1:51.625	293.8	54:42.764							
	9	1	3:58.118	37.537	1:30.998	1:49.583	293.8	58:40.882							
10	1	3:56.209	37.490	1:30.446	1:48.273	292.3	1:02:37.091								
4	Nielsen Racing 1. Jules CARANTA 2. Mikael PITAMBER Duqueine D09 - Toyota LMP3							1	1	5:46.679	1:57.199	1:48.898	2:00.582	217.0	5:46.679
	2	1	5:41.571	38.295	1:32.291	3:30.985	290.7	11:28.250							
	3	1	7:19.524 B	1:27.137	2:57.058	2:55.329	204.4	18:47.774							
	4	1	7:34.999	4:11.384	1:34.108	1:49.507	262.0	26:22.773							
	5	1	4:30.219	37.361	1:31.294	2:21.564	297.0	30:52.992							
	6	1	5:38.626 B	1:25.686	1:44.010	2:28.930	284.6	36:31.618							
	7	1	14:01.891	...	1:33.287	1:50.430	257.0	50:33.509							
	8	1	3:55.012	37.132	1:30.409	1:47.471	292.3	54:28.521							
	9	1	3:52.569	36.664	1:29.639	1:46.266	292.3	58:21.090							
10	1	3:51.997	36.435	1:29.933	1:45.629	291.5	1:02:13.087								
5	23Events Racing 1. Isaac BARASHI 2. Matteo Franco SEGRE Ligier JS P325 - Toyota LMP3							1	1	4:47.881	1:10.856	1:41.966	1:55.059	251.1	4:47.881
	2	1	4:21.703	38.117	1:31.713	2:11.873	294.6	9:09.584							
	3	1	8:31.903 B	1:25.401	3:53.931	3:12.571	17:41.487								
	4	1	8:23.161	4:57.559	1:33.861	1:51.741	291.5	26:04.648							
	5	1	4:08.429	38.222	1:31.025	1:59.182	292.3	30:13.077							
	6	1	5:36.230	1:25.413	2:12.872	1:57.945	254.0	35:49.307							
	7	1	10:22.755 B	1:25.338	4:20.965	4:36.452	46:12.062								
	8	2	7:45.988	3:58.068	1:47.416	2:00.504	236.9	53:58.050							
	9	2	3:54.537	37.191	1:30.214	1:47.132	296.2	57:52.587							
10	2	3:52.064	36.977	1:29.149	1:45.938	298.7	1:01:44.651								
6	ANS Motorsport 1. Mikkel KRISTENSEN ILLAN 2. Arthur PAVIE Ligier JS P325 - Toyota LMP3							1	1	4:30.874	1:02.302	1:35.740	1:52.832	284.6	4:30.874
	2	1	3:56.430	38.006	1:31.118	1:47.306	293.0	8:27.304							
	3	1	8:42.209 B	1:17.709	3:40.399	3:44.101	17:09.513								
	4	1	8:42.275	5:18.399	1:31.796	1:52.080	292.3	25:51.788							
	5	1	3:53.044	36.558	1:29.682	1:46.804	294.6	29:44.832							
	6	1	5:30.061	1:01.499	2:41.992	1:46.570	35:14.893								
	7	1	9:40.772 B	48.419	4:20.075	4:32.278	44:55.665								
	8	2	7:32.200	4:09.712	1:33.277	1:50.211	288.4	52:28.865							
	9	2	4:02.475	38.427	1:31.866	1:52.182	293.8	56:31.340							
10	2	4:22.361	36.894	1:30.297	2:15.170	295.4	1:00:53.701								
7	Nielsen Racing 1. Alfie BRIGGS 2. Gael JULIEN Duqueine D09 - Toyota LMP3							1	1	5:49.216	2:07.337	1:40.156	2:01.723	253.4	5:49.216
	2	1	5:39.742	37.925	1:31.783	3:30.034	290.7	11:28.958							
	3	1	7:24.305 B	1:27.178	2:59.767	2:57.360	152.9	18:53.263							
	4	1	7:41.355	4:11.279	1:35.425	1:54.651	293.0	26:34.618							
	5	1	4:42.814	37.962	1:31.901	2:32.951	293.0	31:17.432							
	6	1	5:39.750 B	1:20.560	1:33.467	2:45.723	279.5	36:57.182							
	7	1	13:49.524	...	1:34.361	1:53.287	285.4	50:46.706							
	8	1	3:59.336	37.778	1:31.656	1:49.902	288.4	54:46.042							
	9	1	4:05.683	39.492	1:33.438	1:52.753	286.1	58:51.725							
10	1	3:55.662	37.048	1:30.514	1:48.100	291.5	1:02:47.387								
8	BWT Muecke Motorsport 1. Mattis PLUSCHKELL 2. Maksymilian ANGELARD Duqueine D09 - Toyota LMP3							1	2	4:57.156	1:16.839	1:47.071	1:53.246	226.0	4:57.156
	2	2	4:37.026	38.108	1:32.441	2:26.477	292.3	9:34.182							
	3	2	8:42.089 B	1:26.063	3:40.127	3:35.899	18:16.271								
	4	2	8:03.209	4:30.045	1:39.400	1:53.764	253.4	26:19.480							
	5	2	4:34.357	38.409	1:31.905	2:24.043	297.0	30:53.837							
	6	2	5:47.884 B	1:26.118	1:44.841	2:36.925	283.1	36:41.721							
	7	2	13:53.764	...	1:34.014	1:50.285	227.4	50:35.485							
	8	2	3:57.363	37.352	1:31.188	1:48.823	293.0	54:32.848							
	9	2	3:59.785	37.495	1:31.010	1:51.280	293.8	58:32.633							
10	2	3:55.844	36.731	1:30.590	1:48.523	294.6	1:02:28.477								
9	ANS Motorsport 1. Louis IGLESIAS 2. Maxwell DODDS Ligier JS P325 - Toyota LMP3							1	1	4:30.874	1:02.302	1:35.740	1:52.832	284.6	4:30.874
	2	1	3:56.430	38.006	1:31.118	1:47.306	293.0	8:27.304							
	3	1	8:42.209 B	1:17.709	3:40.399	3:44.101	17:09.513								
	4	1	8:42.275	5:18.399	1:31.796	1:52.080	292.3	25:51.788							
	5	1	3:53.044	36.558	1:29.682	1:46.804	294.6	29:44.832							
	6	1	5:30.061	1:01.499	2:41.992	1:46.570	35:14.893								
	7	1	9:40.772 B	48.419	4:20.075	4:32.278	44:55.665								
	8	2	7:32.200	4:09.712	1:33.277	1:50.211	288.4	52:28.865							
	9	2	4:02.475	38.427	1:31.866	1:52.182	293.8	56:31.340							
10	2	4:22.361	36.894	1:30.297	2:15.170	295.4	1:00:53.701								
10	Racing Spirit of Leman 1. Philipp SAGER 2. Valentin HASSE CLOT Aston Martin Vantage AMR GT3 Evo GT3							1	1	7:06.773	3:21.590	1:44.018	2:01.165	251.1	7:06.773
	2	1	7:36.848 B	40.444	3:03.064	3:53.340	293.8	14:43.621							



LE MANS CUP



Road to Le Mans
94^e Edition des 24 Heures du Mans
Free Practice 2

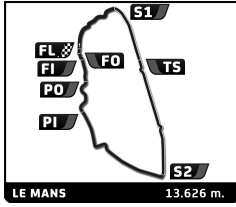
Sector Analysis

Lap under Red Flag Invalidated Lap Personal Best Session Best Crossing the pit lane

Lap	D	Time	Sector 1	Sector 2	Sector 3	T. Spd	Elapsed	Lap	D	Time	Sector 1	Sector 2	Sector 3	T. Spd	Elapsed
3	1	11:28.880	7:46.762	1:41.586	2:00.532	247.1	26:12.501	9	1	4:05.224	37.641	1:30.645	1:56.938	296.2	59:18.253
4	1	4:42.365	39.989	1:36.569	2:25.807	288.4	30:54.866	10	1	3:58.668	36.661	1:31.535	1:50.472	297.0	1:03:16.921
5	1	6:04.331 B	1:25.545	1:47.258	2:51.528	269.8	36:59.197	16 Ajith Redant by Virage Ligier JS P325 - Toyota							
								1. Ajith KUMAR LMP3 Pro/Am							
								2. Romain VOZNIAC							
6	2	16:44.876	...	1:36.269	2:00.959	286.9	53:44.073	1	1	5:59.362	1:51.608	1:55.294	2:12.460	217.0	5:59.362
7	2	3:56.319	37.246	1:30.850	1:48.223	290.7	57:40.392	2	1	8:14.418 B	1:03.840	2:23.269	4:47.309	227.4	14:13.780
8	2	3:55.816	36.866	1:30.153	1:48.797	289.1	1:01:36.208	3	1	28:54.876 B	...	3:18.280	4:51.172	260.1	43:08.656
11 Code Racing Development Aston Martin Vantage AMR GT3 Evo															
1. Sebastian MORENO GT3															
2. Eihan ISCHER															
1	2	6:57.537 B	2:32.059	1:56.598	2:28.880	207.5	6:57.537	4	1	11:33.705	7:40.776	1:46.079	2:06.850	263.2	54:42.361
2	2	11:40.251 B	4:41.645	4:09.727	2:48.879	...	18:37.788	5	1	4:25.418	42.959	1:37.147	2:05.312	247.7	59:07.779
3	2	8:34.173 B	4:20.191	1:39.095	2:34.887	265.2	27:11.961	6	1	4:18.953	41.886	1:35.011	2:02.056	289.9	1:03:26.732
4	2	9:17.787 B	4:14.851	2:24.179	2:38.757	220.1	36:29.748	17 Kessel Racing Ferrari 296 GT3 Evo							
5	1	15:58.726	...	1:35.371	1:56.697	285.4	52:28.474	1. Lorenzo Ferdinando INNC GT3							
6	1	4:04.748	38.560	1:32.752	1:53.436	289.1	56:33.222	2. David Cleto FUMANELLI							
7	1	4:19.625	38.511	1:32.202	2:08.912	288.4	1:00:52.847	1	1	7:05.717	3:11.368	1:51.569	2:02.780	255.2	7:05.717
12 Brutal Fish by Campos Ligier JS P325 - Toyota															
1. Arthur ROGEON LMP3															
2. August RABER															
1	2	5:06.446 B	1:25.861	1:41.375	1:59.210	219.6	5:06.446	2	1	7:34.761 B	40.912	3:06.292	3:47.557	287.6	14:40.478
2	2	8:19.329	2:08.085	2:02.286	4:08.958	295.4	13:25.775	3	1	13:12.380	9:27.098	1:36.433	2:08.849	288.4	27:52.858
3	2	7:33.251 B	1:22.401	3:36.278	2:34.572	...	20:59.026	4	1	8:47.648 B	40.158	5:00.423	3:07.067	...	36:40.506
4	2	7:29.679	4:06.054	1:31.697	1:51.928	290.7	28:28.705	5	1	16:24.404	...	1:46.528	2:06.356	264.5	53:04.910
5	2	5:42.044	36.813	2:45.591	2:19.640	297.9	34:10.749	6	1	4:21.120	44.954	1:37.879	1:58.287	287.6	57:26.030
6	2	7:47.572 B	36.526	2:27.874	4:43.172	297.9	41:58.321	7	1	4:10.180	39.738	1:34.180	1:56.262	289.1	1:01:36.210
7	1	10:08.644	6:34.343	1:38.724	1:55.577	252.8	52:06.965	19 Brutal Fish by Campos Ligier JS P325 - Toyota							
8	1	3:53.690	36.914	1:29.434	1:47.342	297.0	56:00.655	1. Matus RYBA LMP3							
9	1	3:53.766	37.449	1:29.560	1:46.757	298.7	59:54.421	2. Lucas FLUXÀ CROSS							
10	1	3:51.101	36.996	1:29.124	1:44.981	299.5	1:03:45.522	1	1	4:33.831	1:04.011	1:39.030	1:50.790	195.9	4:33.831
14 Getspeed Mercedes-AMG GT3 Evo															
1. Steve JANS GT3															
2. Anthony BARTONE															
1	2	7:14.558	3:34.378	1:40.125	2:00.055	215.3	7:14.558	2	1	3:58.953	36.499	1:30.606	1:51.848	297.9	8:32.784
2	2	7:43.601 B	38.456	3:14.146	3:50.999	291.5	14:58.159	3	1	8:41.459 B	1:25.578	3:42.425	3:33.456	...	17:14.243
3	2	11:03.551	7:33.365	1:35.159	1:55.027	290.7	26:01.710	4	1	8:42.607	5:17.521	1:33.613	1:51.473	283.1	25:56.850
4	2	4:09.474	38.193	1:31.870	1:59.411	294.6	30:11.184	5	1	3:55.444	37.531	1:30.202	1:47.711	297.0	29:52.294
5	2	5:31.637	1:25.084	2:13.549	1:53.004	247.1	35:42.821	6	1	5:35.977	1:10.554	2:34.214	1:51.209	...	35:28.271
6	2	10:18.198 B	1:24.604	4:19.340	4:34.254	...	46:01.019	7	1	9:59.381 B	1:02.521	4:21.212	4:35.648	...	45:27.652
7	2	5:46.514	2:19.953	1:34.357	1:52.204	285.4	51:47.533	8	2	7:59.979	4:23.392	1:36.557	2:00.030	263.9	53:27.631
8	2	4:00.846	38.239	1:31.822	1:50.785	300.3	55:48.379	9	2	3:55.456	36.987	1:29.903	1:48.566	297.0	57:23.087
9	2	4:05.324	37.368	1:30.908	1:57.048	295.4	59:53.703	10	2	3:52.475	36.431	1:29.641	1:46.403	297.9	1:01:15.562
10	2	3:57.368	37.515	1:30.743	1:49.110	298.7	1:03:51.071	20 High Class Racing Ligier JS P325 - Toyota							
								1. Philip LINDBERG LMP3							
								2. Lenny RIED							
1	1	5:07.256	1:29.435	1:40.610	1:57.211	243.2	5:07.256	1	1	4:45.487	37.910	1:32.546	2:35.031	295.4	9:52.743
2	1	4:45.487	37.910	1:32.546	2:35.031	295.4	9:52.743	3	1	8:26.795 B	1:25.539	3:32.121	3:29.135	...	18:19.538
3	1	8:26.795 B	1:25.539	3:32.121	3:29.135	...	18:19.538	4	1	9:21.893 B	5:31.678	1:32.380	2:17.835	293.8	27:41.431
4	1	9:21.893 B	5:31.678	1:32.380	2:17.835	293.8	27:41.431	5	1	9:04.823 B	4:37.873	1:47.408	2:39.542	261.3	36:46.254
5	1	9:04.823 B	4:37.873	1:47.408	2:39.542	261.3	36:46.254	6	2	13:55.011	...	1:34.392	1:50.992	267.8	50:41.265
6	2	13:55.011	...	1:34.392	1:50.992	267.8	50:41.265	7	2	3:55.914	36.814	1:30.204	1:48.896	296.2	54:37.179
7	2	3:55.914	36.814	1:30.204	1:48.896	296.2	54:37.179	8	2	3:54.708	36.282	1:29.851	1:48.575	296.2	58:31.887
8	2	3:54.708	36.282	1:29.851	1:48.575	296.2	58:31.887	9	2	3:52.336	36.185	1:29.365	1:46.786	297.0	1:02:24.223
9	2	3:52.336	36.185	1:29.365	1:46.786	297.0	1:02:24.223	21 Kessel Racing Ferrari 296 GT3 Evo							
								1. Oscar Lee RYNDZIEWICZ GT3							
								2. Giacomo ALTOE							
1	1	6:16.159	2:22.639	1:45.814	2:07.706	227.9	6:16.159	2	1	6:52.389	44.297	1:39.803	4:28.289	289.9	13:08.548
2	1	6:52.389	44.297	1:39.803	4:28.289	289.9	13:08.548	3	1	7:39.517 B	4:00.788	4:06.930	2:31.799	...	20:48.065
3	1	7:39.517 B	4:00.788	4:06.930	2:31.799	...	20:48.065	4	1	6:35.872	2:56.467	1:35.741	2:03.664	287.6	27:23.937
4	1	6:35.872	2:56.467	1:35.741	2:03.664	287.6	27:23.937								



LE MANS CUP



Road to Le Mans
94^e Edition des 24 Heures du Mans
Free Practice 2

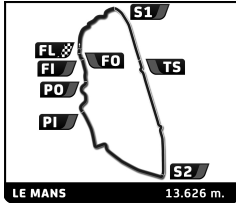
Sector Analysis

Lap under Red Flag Invalidated Lap Personal Best Session Best B Crossing the pit lane

Lap	D	Time	Sector 1	Sector 2	Sector 3	T. Spd	Elapsed	Lap	D	Time	Sector 1	Sector 2	Sector 3	T. Spd	Elapsed
5	1	5:33.910	39.393	1:32.917	3:21.600	292.3	32:57.847	8	2	4:05.408	37.481	1:31.075	1:56.852	290.7	56:43.051
6	1	6:03.908 B	40.490	1:35.549	3:47.869	290.7	39:01.755	9	2	4:11.463	37.354	1:33.459	2:00.650	291.5	1:00:54.514
7	1	12:13.743	8:39.264	1:36.868	1:57.611	241.1	51:15.498	28 Team Virage Ligier JS P325 - Toyota 1.Denise YEUNG LMP3 Pro/Am 2.Theo MICOURIS							
8	1	4:07.872	39.533	1:33.382	1:54.957	293.0	55:23.370	1	2	5:36.674	2:02.048	1:39.396	1:55.230	223.7	5:36.674
9	1	4:12.771	38.921	1:33.491	2:00.359	293.0	59:36.141	2	2	5:34.158 B	37.236	1:31.590	3:25.332	293.0	11:10.832
10	1	4:03.123	38.132	1:32.275	1:52.716	293.0	1:03:39.264	3	1	15:47.757	...	1:59.887	2:12.959	243.2	26:58.589
22 Trajectus Motorsport Ligier JS P325 - Toyota 1.André VIEIRA LMP3 2.Mathis POULET							4	1	5:56.557	46.964	1:39.242	3:30.351	273.9	32:55.146	
1	2	6:20.213	1:21.898	1:40.791	3:17.524	230.8	6:20.213	5	1	6:47.321 B	42.765	1:39.601	4:24.955	278.1	39:42.467
2	2	6:43.307	39.675	1:35.132	4:28.500	296.2	13:03.520	6	1	11:52.916	8:03.921	1:39.412	2:09.583	290.7	51:35.383
3	2	6:49.348 B	56.887	3:25.657	2:26.804	...	19:52.868	7	1	4:25.095	43.298	1:37.460	2:04.337	289.1	56:00.478
4	2	7:05.741	3:32.773	1:32.689	2:00.279	283.9	26:58.609	8	1	4:41.257	41.931	1:36.675	2:22.651	286.1	1:00:41.735
5	2	5:31.994	41.390	1:30.980	3:19.624	296.2	32:30.603	29 Forestier Racing by VPS Ligier JS P325 - Toyota 1.Luciano MORANO LMP3 2.Roeo MEYUHAS							
6	2	5:31.550 B	44.817	1:30.673	3:16.060	297.0	38:02.153	1	1	4:25.032	55.669	1:36.765	1:52.598	257.6	4:25.032
7	1	13:19.486	9:41.233	1:37.499	2:00.754	247.7	51:21.639	2	1	3:58.608	37.661	1:32.264	1:48.683	293.8	8:23.640
8	1	4:02.800	39.800	1:32.898	1:50.102	275.2	55:24.439	3	1	8:44.634 B	1:13.369	3:46.451	3:44.814	...	17:08.274
9	1	4:04.182	38.252	1:30.891	1:55.039	297.9	59:28.621	4	1	8:44.608	5:19.339	1:33.354	1:51.915	271.1	25:52.882
10	1	4:04.090	38.414	1:30.467	1:55.209	297.0	1:03:32.711	5	1	3:56.269	37.253	1:30.213	1:48.803	297.9	29:49.151
23 Biogas Motorsport Ferrari 296 GT3 1.Josep MAYOLA COMADIR GT3 2.Fran RUEDA							6	1	5:31.314	1:04.112	2:38.427	1:48.775	...	35:20.465	
1	2	6:05.776	2:26.642	1:37.840	2:01.294	272.5	6:05.776	7	1	9:52.506 B	58.767	4:20.615	4:33.124	...	45:12.971
2	2	6:41.545	41.985	1:35.876	4:23.684	211.9	12:47.321	8	2	7:23.396	4:00.532	1:32.622	1:50.242	290.7	52:36.367
3	2	6:23.488 B	57.318	3:14.967	2:11.203	...	19:10.809	9	2	3:57.875	37.272	1:29.530	1:51.073	297.0	56:34.242
4	2	7:26.715	3:57.894	1:34.409	1:54.412	257.0	26:37.524	10	2	4:16.815	37.709	1:30.062	2:09.044	298.7	1:00:51.057
5	2	4:48.262 B	37.707	1:31.447	2:39.108	293.0	31:25.786	34 Inter Europol Competition Ligier JS P325 - Toyota 1.Alexander BUKHANTSOV LMP3 Pro/Am 2.Shawn RASHID							
6	1	10:31.440 B	3:16.505	2:28.458	4:46.477	288.4	41:57.226	1	1	5:58.305	1:44.158	1:56.804	2:17.343	156.9	5:58.305
7	1	9:46.885	6:07.308	1:36.387	2:03.190	285.4	51:44.111	2	1	7:05.067	46.676	1:45.704	4:32.687	190.4	13:03.372
8	1	4:13.981	40.316	1:35.410	1:58.255	291.5	55:58.092	3	1	7:38.552 B	1:04.215	4:07.032	2:27.305	...	20:41.924
9	1	4:19.300	40.324	1:34.244	2:04.732	289.9	1:00:17.392	4	1	7:55.925	3:30.977	2:06.419	2:18.529	197.3	28:37.849
24 Racing Spirit of Leman Ligier JS P325 - Toyota 1.Christian GISY LMP3 Pro/Am 2.Oskar KRISTENSEN							5	1	6:04.644	43.345	3:22.118	1:59.181	...	34:42.493	
1	1	6:05.758 B	1:50.901	1:54.486	2:20.371	225.6	6:05.758	6	1	8:59.581 B	39.554	3:42.553	4:37.474	...	43:42.074
2	1	9:03.893 B	1:50.382	3:16.744	3:56.767	286.1	15:09.651	7	2	7:59.718	4:28.941	1:36.039	1:54.738	263.2	51:41.792
3	1	11:09.392	7:32.099	1:39.510	1:57.783	262.0	26:19.043	8	2	4:02.205	39.234	1:32.721	1:50.250	296.2	55:43.997
4	1	4:39.673	40.769	1:33.468	2:25.436	296.2	30:58.716	9	2	4:05.893	37.540	1:31.106	1:57.247	293.8	59:49.890
5	1	5:51.569 B	1:25.251	1:43.109	2:43.209	266.5	36:50.285	10	2	3:55.000	37.123	1:30.271	1:47.606	293.8	1:03:44.890
6	1	13:59.988	...	1:35.936	1:55.502	283.9	50:50.273	35 Ultimate Ligier JS P325 - Toyota 1.Arlan BOULAIN LMP3 Pro/Am 2.Gilles HERIAU							
7	1	4:09.309	39.824	1:34.638	1:54.847	293.0	54:59.582	1	1	6:00.987	2:01.661	1:45.716	2:13.610	221.4	6:00.987
8	1	4:09.012	37.900	1:32.284	1:58.828	293.0	59:08.594	2	1	6:54.243	45.794	1:40.776	4:27.673	186.2	12:55.230
9	1	4:04.062	38.831	1:32.245	1:52.986	293.8	1:03:12.656	3	1	6:54.305 B	1:03.459	3:18.897	2:31.949	...	19:49.535
26 Bretton Racing Ligier JS P325 - Toyota 1.James WINSLOW LMP3 2.Augustin BERNIER							4	1	7:14.632	3:37.685	1:38.068	1:58.879	270.4	27:04.167	
1	1	5:52.411	1:32.050	1:57.552	2:22.809	189.1	5:52.411	5	1	5:43.855 B	41.032	1:33.242	3:29.581	294.6	32:48.022
2	1	7:29.395	49.335	2:16.752	4:23.308	168.0	13:21.806	6	2	12:46.168 B	3:49.721	4:18.659	4:37.788	...	45:34.190
3	1	7:33.439 B	1:13.728	3:47.286	2:32.425	...	20:55.245	7	2	6:17.736	2:42.658	1:38.031	1:57.047	263.9	51:51.926
4	1	6:43.745	2:53.454	1:38.683	2:11.608	257.6	27:38.990	8	2	4:14.434	45.457	1:33.033	1:55.944	290.7	56:06.360
5	1	5:54.198	40.899	1:37.034	3:36.265	281.7	33:33.188	9	2	4:08.531	38.368	1:32.211	1:57.952	297.0	1:00:14.891
6	1	6:54.443 B	39.134	1:34.125	4:41.184	275.9	40:27.631								
7	2	12:10.012	8:43.563	1:34.404	1:52.045	265.8	52:37.643								



LE MANS CUP



Road to Le Mans
94^e Edition des 24 Heures du Mans
Free Practice 2

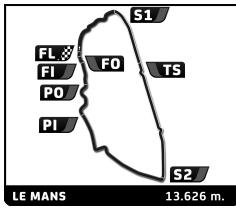
Sector Analysis

Lap under Red Flag Invalidated Lap Personal Best Session Best B Crossing the pit lane

Lap	D	Time	Sector 1	Sector 2	Sector 3	T. Spd	Elapsed	Lap	D	Time	Sector 1	Sector 2	Sector 3	T. Spd	Elapsed
36 Ajith Redant Racing 1. Aditya PATEL 2. Narain KARTHIKEYAN Ligier JS P325 - Toyota LMP3								4 1 6:19.009 B 41.072 1:34.558 4:03.379 290.7 33:57.141							
1	2	5:05.119	1:22.891	1:42.190	2:00.038	189.7	5:05.119	1	2	6:09.059 B	2:20.546	1:37.593	2:10.920	222.3	6:09.059
2	2	4:58.332	39.409	1:34.947	2:43.976	291.5	10:03.451	2	2	7:17.622	1:05.093	2:03.414	4:09.115	268.4	13:26.681
3	2	8:21.808 B	1:26.273	3:24.204	3:31.331		18:25.259	3	2	7:34.112 B	1:22.930	3:35.939	2:35.243		21:00.793
4	2	7:53.920	4:23.445	1:36.266	1:54.209	227.9	26:19.179	4	2	6:21.322	2:50.962	1:32.611	1:57.749	294.6	27:22.115
5	2	4:33.864 B	37.862	1:31.328	2:24.674	296.2	30:53.043	5	2	5:40.678 B	37.104	1:30.942	3:32.632	293.8	33:02.793
6	2	9:38.061 B	3:18.998	1:39.069	4:39.994	263.2	40:31.104	6	1	12:36.122 B	3:39.606	4:20.815	4:35.701		45:38.915
7	1	11:48.653	8:16.447	1:37.046	1:55.160	264.5	52:19.757	7	1	6:35.767	2:45.204	1:43.124	2:07.439	230.8	52:14.682
8	1	4:07.496	38.389	1:36.111	1:52.996	249.9	56:27.253	8	1	4:23.663	42.702	1:38.547	2:02.414	278.8	56:38.345
9	1	4:28.258	37.958	1:31.137	2:19.163	295.4	1:00:55.511	9	1	4:20.141	41.477	1:38.399	2:00.265	246.5	1:00:58.486
37 CLX Motorsport 1. Louis STERN 2. Bruno RIBEIRO Ligier JS P325 - Toyota LMP3 Pro/Am								50 23Events Racing 1. Giovanni MASCHIO 2. Colin QUEEN Ligier JS P325 - Toyota LMP3							
1	1	5:57.276	2:04.469	1:44.233	2:08.574	267.1	5:57.276	1	1	4:33.505 B	53.758	1:37.933	2:01.814	274.5	4:33.505
2	1	6:32.325	41.077	1:35.194	4:16.054	290.7	12:29.601	2	1	13:47.561 B	6:49.280	3:29.979	3:28.302		18:21.066
3	1	6:33.653 B	1:04.577	3:17.088	2:11.988		19:03.254	3	1	7:53.964	4:26.994	1:34.586	1:52.384	246.5	26:15.030
4	1	7:40.540	4:04.608	1:36.780	1:59.152	296.2	26:43.794	4	1	4:10.677	38.869	1:31.391	2:00.417	297.9	30:25.707
5	1	5:14.115	39.058	1:33.369	3:01.688	296.2	31:57.909	5	1	5:54.408 B	1:25.359	2:03.609	2:25.440	260.1	36:20.115
6	1	5:31.971 B	1:01.732	1:33.901	2:56.338	292.3	37:29.880	6	1	14:20.177 B	...	1:33.763	1:59.504	293.8	50:40.292
7	1	13:22.300	9:52.883	1:34.439	1:54.978	292.3	50:52.180	7	2	6:58.561	3:30.549	1:39.997	1:48.015	227.0	57:38.853
8	1	4:04.315	38.560	1:32.255	1:53.500	297.0	54:56.495	8	2	3:53.781	36.321	1:29.022	1:48.438	297.0	1:01:32.634
9	1	4:08.532	38.160	1:31.589	1:58.783	297.0	59:05.027								
10	1	4:02.443	37.800	1:31.082	1:53.561	297.9	1:03:07.470								
42 Steller Motorsport 1. Ameerh NARAN 2. Sergio SETTE CAMARA Duqueine D09 - Toyota LMP3 Pro/Am								51 AF Corse 1. Alessandro COZZI 2. Eliseo DONNO Ferrari 296 GT3 Evo GT3							
1	1	6:07.817	2:10.572	1:44.614	2:12.631	260.1	6:07.817	1	1	6:05.190	2:13.914	1:45.022	2:06.254	209.1	6:05.190
2	1	6:59.384	45.574	1:43.617	4:30.193	275.9	13:07.201	2	1	6:46.688	42.262	1:36.554	4:27.872	251.7	12:51.878
3	1	7:38.891 B	1:01.331	4:06.797	2:30.763		20:46.092	3	1	6:28.176 B	54.134	3:18.365	2:15.677		19:20.054
4	1	6:51.491	2:58.097	1:38.221	2:15.173	271.1	27:37.583	4	1	7:29.835	3:54.349	1:34.916	2:00.570	288.4	26:49.889
5	1	6:59.608 B	1:15.940	2:34.367	3:09.301	271.1	34:37.191	5	1	5:34.794	39.984	1:35.129	3:19.681	289.1	32:24.683
6	1	19:33.526	...	1:48.401	2:09.016	233.8	54:10.717	6	1	5:48.718 B	47.803	1:35.272	3:25.643	286.1	38:13.401
7	1	6:25.377	43.585	1:38.240	4:03.552	281.7	1:00:36.094	7	1	12:45.847	9:13.429	1:35.568	1:56.850	285.4	50:59.248
								8	1	4:11.210	39.506	1:34.807	1:56.897	289.1	55:10.458
								9	1	4:13.385	39.432	1:34.099	1:59.854	278.8	59:23.843
								10	1	4:09.491	38.862	1:33.254	1:57.375	290.7	1:03:33.334
43 Inter Europol Competition 1. Christian DANNEMAND Jr 2. William KARLSSON Ligier JS P325 - Toyota LMP3								54 Dinamic GT 1. Reinhold KRAHN 2. Matteo CRESSONI Porsche 911 GT3 (992) EVO GT3							
1	1	6:40.254	2:58.376	1:41.988	1:59.890	210.3	6:40.254	1	1	7:56.434	4:03.945	1:47.786	2:04.703	214.9	7:56.434
2	1	7:00.621	39.555	2:17.987	4:03.079	273.9	13:40.875	2	1	9:10.243 B	50.828	4:19.610	3:59.805		17:06.677
3	1	7:30.183 B	1:25.949	3:25.572	2:38.662		21:11.058	3	1	9:51.405	5:58.540	1:41.017	2:11.848	284.6	26:58.082
4	1	6:31.017	2:48.393	1:34.528	2:08.096	281.7	27:42.075	4	1	5:42.121	42.464	1:36.288	3:23.369	282.4	32:40.203
5	1	5:44.379	39.269	1:33.248	3:31.862	291.5	33:26.454	5	1	5:50.335 B	41.314	1:35.157	3:33.864	284.6	38:30.538
6	1	6:51.121 B	39.335	1:31.986	4:39.800	293.0	40:17.575	6	1	12:50.658	9:09.622	1:39.812	2:01.224	253.4	51:21.196
7	2	12:32.896	9:08.353	1:33.550	1:50.993	291.5	52:50.471	7	1	4:13.145	39.805	1:35.931	1:57.409	263.9	55:34.341
8	2	3:55.804	37.007	1:30.502	1:48.295	296.2	56:46.275	8	1	4:22.435	39.342	1:34.517	2:08.576	283.9	59:56.776
9	2	4:10.882	36.843	1:31.753	2:02.286	295.4	1:00:57.157	9	1	4:07.906	39.402	1:33.384	1:55.120	286.9	1:04:04.682
45 High Class Racing 1. Max MORITZ 2. Morris SCHURING Porsche 911 GT3 R (992) GT3								55 AF Corse 1. Francesco PIOVANETTI 2. Tommaso MOSCA Ferrari 296 GT3 GT3							
1	1	6:26.538	2:36.191	1:47.374	2:02.973	201.3	6:26.538	1	1	6:34.983	2:46.125	1:46.221	2:02.637	230.3	6:34.983
2	1	14:31.071 B	41.693	2:03.184	...	263.9	20:57.609								
3	1	6:40.523	2:54.753	1:36.844	2:08.926	283.9	27:38.132								



LE MANS CUP



Road to Le Mans
94^e Edition des 24 Heures du Mans
Free Practice 2

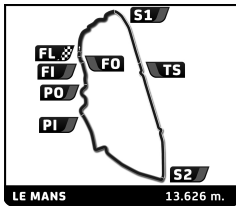
Sector Analysis

Lap under Red Flag Invalidated Lap Personal Best Session Best B Crossing the pit lane

Lap	D	Time	Sector 1	Sector 2	Sector 3	T. Spd	Elapsed	Lap	D	Time	Sector 1	Sector 2	Sector 3	T. Spd	Elapsed
2	1	7:01.194	42.375	2:17.378	4:01.441	289.1	13:36.177	6	2	17:13.106	...	1:36.234	1:51.955	226.0	50:31.763
3	1	7:31.292 B	1:16.981	3:36.634	2:37.677		21:07.469	7	2	4:00.008	37.590	1:32.293	1:50.125	297.0	54:31.771
4	1	6:36.388	2:50.755	1:37.961	2:07.672	286.9	27:43.857	8	2	3:56.966	37.239	1:30.604	1:49.123	297.0	58:28.737
5	1	5:45.789	40.140	1:35.030	3:30.619	293.0	33:29.646	9	2	3:53.716	36.926	1:29.731	1:47.059	297.9	1:02:22.453
6	1	6:51.798 B	40.666	1:34.747	4:36.385	291.5	40:21.444	70 Team Virage Ligier JS P325 - Toyota 1. Vic STEVENS LMP3 2. Jude PETERS							
7	2	12:11.455	8:46.851	1:33.384	1:51.220	287.6	52:32.899	1	1	7:55.467	4:17.664	1:41.186	1:56.617	235.8	7:55.467
8	2	4:01.960	37.780	1:31.840	1:52.340	292.3	56:34.859	2	1	9:06.680 B	47.541	4:21.399	3:57.740		17:02.147
9	2	4:17.961	37.577	1:30.992	2:09.392	295.4	1:00:52.820	3	1	8:45.408	5:21.764	1:32.979	1:50.665	293.8	25:47.555
58 GG Classics Ligier JS P325 - Toyota 1. George NAKAS LMP3 Pro/Am 2. Fraser ROSS							4	1	3:57.045	37.992	1:30.836	1:48.217	292.3	29:44.600	
1	2	5:27.958	1:47.467	1:42.563	1:57.928	264.5	5:27.958	5	1	5:32.424	1:02.848	2:41.409	1:48.167		35:17.024
2	2	5:26.519	37.671	1:30.865	3:17.983	296.2	10:54.477	6	1	9:45.663 B	49.543	4:21.632	4:34.488		45:02.687
3	2	7:50.991 B	1:26.266	3:29.869	2:54.856	248.8	18:45.468	7	2	8:03.770	4:38.297	1:33.615	1:51.858	289.9	53:06.457
4	1	9:14.202	5:29.422	1:42.175	2:02.605	227.9	27:59.670	8	2	4:00.179	40.100	1:31.276	1:48.803	295.4	57:06.636
5	1	5:57.525	41.891	2:17.139	2:58.495	259.5	33:57.195	9	2	3:53.803	36.890	1:30.033	1:46.880	296.2	1:01:00.439
6	1	6:44.083 B	40.043	1:43.069	4:20.971	285.4	40:41.278	71 Rinaldi Racing Ligier JS P325 - Toyota 1. Stefan AUST LMP3 Pro/Am 2. Felipe FERNANDEZ-LASER							
7	1	11:34.577	7:54.096	1:38.326	2:02.155	244.9	52:15.855	1	1	6:47.934	2:46.594	1:57.865	2:03.475	204.7	6:47.934
8	1	4:23.940	42.004	1:40.269	2:01.667	232.8	56:39.795	2	1	7:33.322 B	41.084	2:35.850	4:16.388	290.7	14:21.256
9	1	4:17.973	40.368	1:35.259	2:02.346	293.0	1:00:57.768	3	1	12:43.430	9:09.004	1:36.019	1:58.407	293.0	27:04.686
62 Bretton Racing Ligier JS P325 - Toyota 1. Jacek ZIELONKA LMP3 Pro/Am 2. Léo Sami ROBINSON							4	1	5:41.146	41.038	1:33.930	3:26.178	297.0	32:45.832	
1	2	5:13.448	1:34.789	1:41.216	1:57.443	258.2	5:13.448	5	1	5:47.641 B	39.895	1:33.647	3:34.099	272.5	38:33.473
2	2	4:59.970	37.873	1:31.291	2:50.806	291.5	10:13.418	6	2	12:49.812	9:24.456	1:34.228	1:51.128	289.1	51:23.285
3	2	8:13.225 B	1:26.252	3:18.027	3:28.946	146.5	18:26.643	7	2	3:57.220	38.015	1:31.002	1:48.203	293.0	55:20.505
4	2	7:49.358	4:22.319	1:34.247	1:52.792	269.1	26:16.001	8	2	4:00.436	37.058	1:29.401	1:53.977	296.2	59:20.941
5	2	4:16.375	38.120	1:33.363	2:04.892	278.8	30:32.376	9	2	3:54.909	36.939	1:29.462	1:48.508	297.0	1:03:15.850
6	2	5:51.264 B	1:25.427	1:57.523	2:28.314	275.2	36:23.640	72 Team WRT BMW M4 GT3 Evo 1. Arnold ROBIN GT3 2. Maxime ROBIN							
7	1	14:25.490	...	1:32.827	1:54.960	293.8	50:49.130	1	1	8:00.816	4:06.949	1:53.230	2:00.637	215.7	8:00.816
8	1	4:00.776	38.485	1:31.576	1:50.715	296.2	54:49.906	2	1	9:03.726 B	49.808	4:17.274	3:56.644		17:04.542
9	1	4:06.778	37.298	1:33.667	1:55.813	252.3	58:56.684	3	1	8:59.575	5:26.450	1:37.237	1:55.888	289.1	26:04.117
10	1	4:57.814	37.552	1:30.507	1:49.755	297.9	1:02:54.498	4	1	4:09.519	38.417	1:32.036	1:59.066	297.0	30:13.636
66 Rinaldi Racing Ligier JS P325 - Toyota 1. Steve PARROW LMP3 Pro/Am 2. Mikkel Gaarde PEDERSEN							5	1	6:01.072 B	1:25.683	2:13.807	2:21.582	251.1	36:14.708	
1	2	6:33.249 B	2:55.817	1:37.572	1:59.860	272.5	6:33.249	6	2	14:31.291	...	1:36.458	1:53.482	285.4	50:45.999
2	2	11:06.564 B	3:55.591	3:53.721	3:17.252		17:39.813	7	2	4:01.323	38.072	1:32.372	1:50.879	288.4	54:47.322
3	2	8:19.451	4:54.155	1:33.710	1:51.586	289.1	25:59.264	8	2	4:06.793	38.949	1:33.097	1:54.747	296.2	58:54.115
4	2	3:55.266	37.071	1:30.802	1:47.393	295.4	29:54.530	9	2	3:58.658	37.687	1:31.683	1:49.288	283.1	1:02:52.773
5	2	5:43.783 B	1:13.441	2:32.127	1:58.215	125.7	35:38.313	77 SMC Motorsport McLaren 720S GT3 Evo 1. Gonzalo DE ANDRES MAR GT3 2. Jean-Baptiste SIMMENAUI							
6	1	15:33.827	...	1:36.387	1:56.959	269.8	51:12.140	1	1	6:08.312	2:17.396	1:42.754	2:08.162	246.0	6:08.312
7	1	4:07.178	40.199	1:33.344	1:53.635	290.7	55:19.318	2	1	6:45.262	42.500	1:35.367	4:27.395	251.7	12:53.574
8	1	4:08.881	39.262	1:32.756	1:56.863	294.6	59:28.199	3	1	6:49.953 B	55.998	3:21.801	2:32.154		19:43.527
9	1	4:05.878	38.510	1:33.094	1:54.274	270.4	1:03:34.077	4	1	7:14.917	3:35.706	1:35.033	2:04.178	273.9	26:58.444
68 M Racing Ligier JS P325 - Toyota 1. Haydn CHANCE LMP3 2. Nazareno LOPEZ CESARA							5	1	5:35.356	42.350	1:33.220	3:19.786	283.9	32:33.800	
1	1	4:55.870	1:18.155	1:43.767	1:53.948	215.7	4:55.870	6	1	5:45.567 B	43.266	1:32.973	3:29.328	292.3	38:19.367
2	1	4:24.485	37.016	1:29.916	2:17.553	297.0	9:20.355	7	1	12:43.086	9:12.534	1:34.483	1:56.069	275.9	51:02.453
3	1	8:54.735 B	1:25.999	3:51.967	3:36.769		18:15.090	8	1	4:03.809	38.760	1:31.781	1:53.268	297.0	55:06.262
4	1	9:19.777	5:45.181	1:34.042	2:00.554	273.9	27:34.867	9	1	4:12.814	37.999	1:31.274	2:03.541	295.4	59:19.076
5	1	5:43.790 B	37.073	1:29.779	3:36.938	297.9	33:18.657	10	1	4:07.838	38.284	1:32.928	1:56.626	262.0	1:03:26.914



LE MANS CUP



Road to Le Mans
94^e Edition des 24 Heures du Mans
Free Practice 2

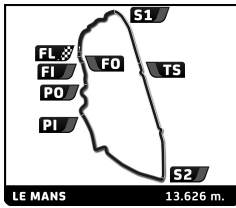
Sector Analysis

Lap under Red Flag Invalidated Lap Personal Best Session Best Crossing the pit lane

Lap	D	Time	Sector 1	Sector 2	Sector 3	T. Spd	Elapsed	Lap	D	Time	Sector 1	Sector 2	Sector 3	T. Spd	Elapsed
78 M Racing 1. Daniel GOLDBURG 2. Wayne BOYD Ligier JS P325 - Toyota LMP3 Pro/Am								6	1	7:44.074 B	2:51.273	1:32.698	3:20.103	295.4	38:07.008
1	2	5:43.054	2:06.837	1:39.237	1:56.980	236.9	5:43.054	7	1	12:43.486	9:16.070	1:33.257	1:54.159	278.8	50:50.494
2	2	5:38.641	38.013	1:31.322	3:29.306	297.0	11:21.695	8	1	3:59.747	39.184	1:31.201	1:49.362	293.8	54:50.241
3	2	7:24.720 B	1:25.605	3:03.651	2:55.464	278.8	18:46.415	9	1	4:05.123	37.389	1:32.966	1:54.768	264.5	58:55.364
4	1	8:22.602	4:38.310	1:41.119	2:03.173	214.9	27:09.017	10	1	3:55.410	36.901	1:30.370	1:48.139	292.3	1:02:50.774
5	1	5:44.139	40.516	1:34.742	3:28.881	286.9	32:53.156								
6	1	5:43.153 B	39.491	1:33.570	3:30.092	296.2	38:36.309								
7	1	12:29.221	8:58.427	1:35.585	1:55.209	257.0	51:05.530								
8	1	4:06.400	38.507	1:32.702	1:55.191	297.9	55:11.930								
9	1	4:07.989	38.262	1:31.701	1:58.026	297.9	59:19.919								
10	1	4:38.567	37.673	1:31.375	2:29.519	281.7	1:03:58.486								
83 AF Corse 1. Norikazu SHIBATA 2. Charles FAGG Ferrari 296 GT3 Evo GT3								1	1	6:22.434	2:29.686	1:43.891	2:08.857	244.3	6:22.434
2	1	7:05.915	44.221	2:13.590	4:08.104	216.1	13:28.349	2	1	7:05.915	44.221	2:13.590	4:08.104	216.1	13:28.349
3	1	7:35.684 B	1:23.216	3:35.738	2:36.730		21:04.033	3	1	7:35.684 B	1:23.216	3:35.738	2:36.730		21:04.033
4	1	6:36.703	2:50.401	1:35.650	2:10.652	289.9	27:40.736	4	1	6:36.703	2:50.401	1:35.650	2:10.652	289.9	27:40.736
5	1	5:52.940	40.203	1:37.443	3:35.294	288.4	33:33.676	5	1	5:52.940	40.203	1:37.443	3:35.294	288.4	33:33.676
6	1	7:03.907 B	40.554	1:40.161	4:43.192	291.5	40:37.583	6	1	7:03.907 B	40.554	1:40.161	4:43.192	291.5	40:37.583
7	1	10:55.779	7:21.413	1:36.075	1:58.291	287.6	51:33.362	7	1	10:55.779	7:21.413	1:36.075	1:58.291	287.6	51:33.362
8	1	4:08.745	39.131	1:34.424	1:55.190	289.1	55:42.107	8	1	4:08.745	39.131	1:34.424	1:55.190	289.1	55:42.107
9	1	4:18.023	39.625	1:34.159	2:04.239	291.5	1:00:00.130	9	1	4:18.023	39.625	1:34.159	2:04.239	291.5	1:00:00.130
90 Ecurie Ecosse Blackthorn 1. Charles BATEMAN 2. Kobe PAUWELS Aston Martin Vantage AMR GT3 Evo GT3								1	1	6:36.526	2:49.889	1:44.919	2:01.718	221.4	6:36.526
2	1	7:01.526	41.596	2:17.508	4:02.422	290.7	13:38.052	2	1	7:01.526	41.596	2:17.508	4:02.422	290.7	13:38.052
3	1	7:30.997 B	1:25.613	3:27.376	2:38.008		21:09.049	3	1	7:30.997 B	1:25.613	3:27.376	2:38.008		21:09.049
4	1	6:33.650	2:49.783	1:35.894	2:07.973	286.1	27:42.699	4	1	6:33.650	2:49.783	1:35.894	2:07.973	286.1	27:42.699
5	1	5:45.777	39.680	1:33.235	3:32.862	295.4	33:28.476	5	1	5:45.777	39.680	1:33.235	3:32.862	295.4	33:28.476
6	1	6:50.864 B	40.233	1:33.416	4:37.215	289.1	40:19.340	6	1	6:50.864 B	40.233	1:33.416	4:37.215	289.1	40:19.340
7	2	11:41.638	8:15.508	1:34.046	1:52.084	286.9	52:00.978	7	2	11:41.638	8:15.508	1:34.046	1:52.084	286.9	52:00.978
8	2	4:03.301	40.177	1:32.514	1:50.610	290.7	56:04.279	8	2	4:03.301	40.177	1:32.514	1:50.610	290.7	56:04.279
9	2	3:59.661	37.599	1:31.247	1:50.815	292.3	1:00:03.940	9	2	3:59.661	37.599	1:31.247	1:50.815	292.3	1:00:03.940
91 Ecurie Ecosse Blackthorn 1. Giacomo PETTROBELLI 2. Romain LEROUX Aston Martin Vantage AMR GT3 Evo GT3								1	2	6:08.640	2:29.972	1:39.965	1:58.703	260.7	6:08.640
2	2	6:48.398	42.494	1:37.275	4:28.629	270.4	12:57.038	2	2	6:48.398	42.494	1:37.275	4:28.629	270.4	12:57.038
3	2	6:50.284 B	1:00.782	3:17.465	2:32.037		19:47.322	3	2	6:50.284 B	1:00.782	3:17.465	2:32.037		19:47.322
4	2	7:11.974	3:35.195	1:34.319	2:02.460	286.1	26:59.296	4	2	7:11.974	3:35.195	1:34.319	2:02.460	286.1	26:59.296
5	2	5:41.777 B	41.821	1:34.317	3:25.639	290.7	32:41.073	5	2	5:41.777 B	41.821	1:34.317	3:25.639	290.7	32:41.073
6	1	12:16.218 B	3:23.288	4:20.057	4:32.873		44:57.291	6	1	12:16.218 B	3:23.288	4:20.057	4:32.873		44:57.291
7	1	6:39.526	3:11.152	1:35.128	1:53.246	283.9	51:36.817	7	1	6:39.526	3:11.152	1:35.128	1:53.246	283.9	51:36.817
8	1	4:02.813	38.613	1:32.109	1:52.091	289.9	55:39.630	8	1	4:02.813	38.613	1:32.109	1:52.091	289.9	55:39.630
9	1	4:11.914	38.066	1:32.169	2:01.679	288.4	59:51.544	9	1	4:11.914	38.066	1:32.169	2:01.679	288.4	59:51.544
10	1	4:01.049	37.909	1:32.244	1:50.896	289.1	1:03:52.593	10	1	4:01.049	37.909	1:32.244	1:50.896	289.1	1:03:52.593
92 Forestier Racing by VPS 1. Sebastian BACH 2. Lucas FECURY Ligier JS P325 - Toyota LMP3								1	1	4:45.662	1:05.181	1:43.335	1:57.146	238.4	4:45.662
2	1	4:03.783	38.281	1:30.923	1:54.579	296.2	8:49.445	2	1	4:03.783	38.281	1:30.923	1:54.579	296.2	8:49.445
3	1	8:49.632 B	1:25.471	3:51.331	3:32.830		17:39.077	3	1	8:49.632 B	1:25.471	3:51.331	3:32.830		17:39.077
4	1	8:23.742	4:56.193	1:35.327	1:52.222	283.9	26:02.819	4	1	8:23.742	4:56.193	1:35.327	1:52.222	283.9	26:02.819
5	1	4:58.815	37.690	1:30.040	1:51.085	297.9	30:01.634	5	1	4:58.815	37.690	1:30.040	1:51.085	297.9	30:01.634
6	1	5:44.360	1:25.765	2:18.935	1:59.660	228.9	35:45.994	6	1	5:44.360	1:25.765	2:18.935	1:59.660	228.9	35:45.994
7	1	10:23.100 B	1:25.464	4:21.178	4:36.458		46:09.094	7	1	10:23.100 B	1:25.464	4:21.178	4:36.458		46:09.094
8	2	7:07.312	3:38.427	1:35.771	1:53.114	268.4	53:16.406	8	2	7:07.312	3:38.427	1:35.771	1:53.114	268.4	53:16.406



LE MANS CUP



Road to Le Mans 94^e Edition des 24 Heures du Mans Free Practice 2

Sector Analysis

Lap under Red Flag Invalidated Lap Personal Best Session Best B Crossing the pit lane

Lap	D	Time	Sector 1	Sector 2	Sector 3	T. Spd	Elapsed	Lap	D	Time	Sector 1	Sector 2	Sector 3	T. Spd	Elapsed
9	2	3:59.040	37.942	1:30.749	1:50.349	297.9	57:15.446	1	2	5:59.417	2:16.676	1:39.976	2:02.765	209.1	5:59.417
10	2	3:55.748	37.137	1:29.901	1:48.710	297.9	1:01:11.194	2	2	8:38.377 B	49.001	2:56.252	4:53.124	159.6	14:37.794

95		United Autosports		McLaren 720S GT3 Evo			
		1. Michael BIRCH		GT3			
		2. Garnet PATTERSON					
1	1	6:46.678	2:55.575	1:45.565	2:05.538	232.3	6:46.678
2	1	7:30.798 B	40.884	2:22.458	4:27.456	293.8	14:17.476
3	1	11:36.619	8:03.842	1:35.981	1:56.796	291.5	25:54.095
4	1	4:18.656	39.825	1:34.347	2:04.484	271.8	30:12.751
5	1	6:00.350 B	1:24.695	2:14.665	2:20.990	252.8	36:13.101
6	1	14:23.713	...	1:34.794	1:55.242	292.3	50:36.814
7	1	4:06.925	39.007	1:32.861	1:55.057	295.4	54:43.739
8	1	4:17.942	42.265	1:35.398	2:00.279	297.9	59:01.681
9	1	4:04.740	38.808	1:32.283	1:53.649	296.2	1:03:06.421

96		Getspeed		Mercedes-AMG GT3 Evo			
		1. Patrick CHARLAIX		GT3			
		2. Marvin KLEIN					
1	2	7:49.657	4:14.972	1:38.772	1:55.913	267.8	7:49.657
2	2	8:46.511 B	38.735	4:21.504	3:46.272		16:36.168
3	2	9:31.650	5:56.411	1:38.176	1:57.063	263.2	26:07.818
4	2	4:06.273	37.496	1:31.785	1:56.992	291.5	30:14.091
5	2	5:42.945 B	1:25.732	2:12.637	2:04.576	249.9	35:57.036
6	1	15:42.001	...	1:40.647	2:06.211	283.1	51:39.037
7	1	4:26.324	43.899	1:38.549	2:03.876	285.4	56:05.361
8	1	4:47.190	42.718	1:38.264	2:26.208	286.9	1:00:52.551

97		CLX Motorsport		Ligier JS P325 - Toyota			
		1. Cédric OLTRAMARE		LMP3			
		2. David DROUX					
1	1	4:51.337	1:14.376	1:41.250	1:55.711	227.0	4:51.337
2	1	4:21.980	37.814	1:31.646	2:12.520	293.8	9:13.317
3	1	8:29.573 B	1:25.672	3:50.779	3:13.122		17:42.890
4	1	8:17.779	4:52.725	1:33.402	1:51.652	293.8	26:00.669
5	1	4:06.228 B	37.630	1:30.977	1:57.621	297.9	30:06.897
6	2	10:13.201 B	4:05.876	1:30.576	4:36.749	297.0	40:20.098
7	1	12:26.467	9:01.268	1:34.910	1:50.289	288.4	52:46.565
8	1	4:01.086	37.224	1:30.306	1:53.556	295.4	56:47.651
9	1	4:08.910	37.170	1:32.276	1:59.464	297.9	1:00:56.561

98		Motorsport98		Ligier JS P325 - Toyota			
		1. Eric DE DONCKER		LMP3 Pro/Am			
		2. Gillian HENRION					
1	2	4:38.242	1:06.054	1:39.034	1:53.154	233.3	4:38.242
2	2	3:59.044	37.177	1:30.968	1:50.899	293.0	8:37.286
3	2	8:39.969 B	1:26.096	3:48.459	3:25.414		17:17.255
4	1	8:56.560	5:17.738	1:40.423	1:58.399	257.0	26:13.815
5	1	4:38.393	39.674	1:34.365	2:24.354	289.1	30:52.208
6	1	5:51.128 B	1:25.995	1:47.103	2:38.030	283.1	36:43.336
7	1	14:06.437	...	1:36.292	1:58.000	280.2	50:49.773
8	1	4:08.136	39.674	1:33.255	1:55.207	275.9	54:57.909
9	1	4:10.158	38.526	1:31.917	1:59.715	295.4	59:08.067
10	1	4:04.100	38.594	1:32.359	1:53.147	294.6	1:03:12.167

99		More Motorsport		Ligier JS P325 - Toyota	
		1. Max VAN DER SNEL		LMP3	
		2. Tim GERHARDS			

