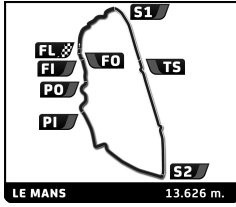


LE MANS CUP



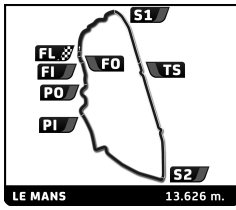
Road to Le Mans
94^e Edition des 24 Heures du Mans
Qualifying Session

Sector Analysis

Lap under Red Flag Invalidated Lap Personal Best Session Best Crossing the pit lane

Lap	D	Time	Sector 1	Sector 2	Sector 3	T. Spd	Elapsed	Lap	D	Time	Sector 1	Sector 2	Sector 3	T. Spd	Elapsed	
2	Rinaldi Racing 1. Alwise RODELLA 2. Stylianos Taxiarchis KOLO							Ligier JS P325 - Toyota LMP3								
	10	2	3:49.724	35.754	1:29.290	1:44.680	296.2	53:34.801	11	2	6:28.792	36.775	1:34.308	4:17.709	227.0	1:00:03.593
	1	1	6:20.528 B	1:24.328	1:56.782	2:59.418	147.7	6:20.528	1	2	6:16.666 B	1:18.690	1:48.940	3:09.036	207.1	6:16.666
	2	1	11:24.066	7:54.832	1:35.098	1:54.136	285.4	17:44.594	2	2	12:30.642	8:50.217	1:46.062	1:54.363	255.2	18:47.308
	3	1	3:54.102	36.906	1:30.785	1:46.411	289.1	21:38.696	3	2	4:01.987	38.328	1:33.631	1:50.028	291.5	22:49.295
	4	1	3:52.728	36.156	1:30.002	1:46.570	292.3	25:31.424	4	2	4:09.486	38.323	1:31.802	1:59.361	293.8	26:58.781
	5	1	4:33.122	1:09.474	1:30.732	1:52.916	290.7	30:04.546	5	2	4:19.018 B	43.416	1:33.566	2:02.036	260.1	31:17.799
	6	1	4:13.942 B	35.983	1:31.947	2:06.012	292.3	34:18.488	6	1	7:03.338	2:53.701	1:43.077	2:26.560	195.2	38:21.137
	7	2	11:51.737	8:27.454	1:32.499	1:51.784	290.7	46:10.225	7	1	4:30.792	1:07.305	1:32.402	1:51.085	286.9	42:51.929
	8	2	3:58.282	36.721	1:31.595	1:49.966	287.6	50:08.507	8	1	3:59.474	37.424	1:30.628	1:51.422	292.3	46:51.403
3	DKR Engineering 1. Antti RAMMO 2. Quentin ANTONEL							Ligier JS P325 - Toyota LMP3 Pro/Am								
	1	2	11:42.456 B	4:42.305	4:18.330	2:41.821	79.8	11:42.456	9	1	3:55.100	36.908	1:30.534	1:47.658	296.2	50:46.503
	2	2	8:37.468	5:03.436	1:37.304	1:56.728	263.2	20:19.924	10	1	4:31.931	37.586	1:31.672	2:22.673	289.9	55:18.434
	3	2	3:54.481	36.911	1:30.552	1:47.018	291.5	24:14.405	11	1	8:29.967	36.904	4:10.710	3:42.353	80.5	1:03:48.401
	4	2	4:43.335	53.044	1:44.581	2:05.710	154.4	28:57.740	1	2	11:50.064 B	5:02.814	4:00.828	2:46.422	79.8	11:50.064
	5	2	3:59.225	37.243	1:30.732	1:51.250	289.1	32:56.965	2	2	7:18.064	3:39.061	1:36.996	2:02.007	267.8	19:08.128
	6	2	4:09.499	36.116	1:29.279	2:04.104	291.5	37:06.464	3	2	3:53.619	36.899	1:30.655	1:46.065	295.4	23:01.747
	7	2	4:41.478	1:13.920	1:30.643	1:56.915	289.9	41:47.942	4	2	4:02.902	36.309	1:30.082	1:56.511	289.1	27:04.649
	8	2	3:55.050	36.757	1:31.076	1:47.217	293.8	45:42.992	5	2	4:01.756	39.349	1:30.874	1:51.533	285.4	31:06.405
	9	2	3:50.901	36.100	1:29.506	1:45.295	295.4	49:33.893	6	2	3:54.307	36.242	1:30.034	1:48.031	291.5	35:00.712
4	Nielsen Racing 1. Jules CARANTA 2. Mikael PITAMBER							Duqueine D09 - Toyota LMP3								
	1	1	11:45.617 B	4:55.682	4:06.953	2:42.982	79.6	11:45.617	7	2	4:22.526	36.289	1:29.936	2:16.301	289.1	39:23.238
	2	1	7:16.929	3:42.939	1:39.792	1:54.198	241.1	19:02.546	8	2	4:37.033	1:05.779	1:32.237	1:59.017	288.4	44:00.271
	3	1	3:56.060	37.836	1:32.064	1:46.160	288.4	22:58.606	9	2	3:52.265	36.286	1:30.508	1:45.471	289.9	47:52.536
	4	1	3:57.098	36.006	1:29.315	1:51.777	289.9	26:55.704	10	2	3:51.179	36.515	1:29.891	1:44.773	297.0	51:43.715
	5	1	4:01.627	45.271	1:29.814	1:46.542	290.7	30:57.331	11	2	4:33.536	35.898	1:29.551	2:28.087	289.9	56:17.251
	6	1	3:54.044	36.083	1:29.909	1:48.052	289.9	34:51.375	12	2	9:45.775	1:24.855	4:19.975	4:00.945	80.7	1:06:03.026
	7	1	4:29.493 B	36.331	1:29.403	2:23.759	290.7	39:20.868	1	1	5:40.376 B	1:13.711	1:43.497	2:43.168	246.5	5:40.376
	8	1	7:20.483	3:40.968	1:40.989	1:58.526	167.8	46:41.351	2	1	11:52.532	8:25.682	1:34.489	1:52.361	280.2	17:32.908
	9	1	3:53.877	37.172	1:30.873	1:45.832	289.9	50:35.228	3	1	3:55.619	37.011	1:31.204	1:47.404	290.7	21:28.527
5	23Events Racing 1. Isaac BARASHI 2. Matteo Franco SEGRE							Ligier JS P325 - Toyota LMP3								
	1	1	5:39.236 B	1:09.646	1:41.631	2:47.959	247.7	5:39.236	4	1	3:54.508	36.694	1:29.870	1:47.944	292.3	25:23.035
	2	1	11:51.445	8:26.513	1:34.373	1:50.559	284.6	17:30.681	5	1	4:22.720	1:06.002	1:30.282	1:46.436	292.3	29:45.755
	3	1	4:03.920 B	37.239	1:29.849	1:56.832	296.2	21:34.601	6	1	3:53.273	36.405	1:30.232	1:46.636	290.7	33:39.028
	4	2	7:13.723	2:46.713	2:23.723	2:03.287	180.0	28:48.324	7	1	4:29.720 B	36.200	1:29.942	2:23.578	291.5	38:08.748
	5	2	3:56.498	37.735	1:30.943	1:47.820	295.4	32:44.822	8	1	5:33.136	2:12.025	1:32.152	1:48.959	289.9	43:41.884
	6	2	4:													

LE MANS CUP



Road to Le Mans
94^e Edition des 24 Heures du Mans
Qualifying Session

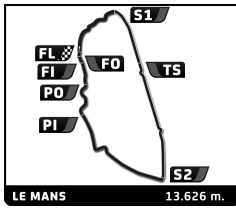
Sector Analysis

Lap under Red Flag Invalidated Lap Personal Best Session Best B Crossing the pit lane

Lap	D	Time	Sector 1	Sector 2	Sector 3	T. Spd	Elapsed	Lap	D	Time	Sector 1	Sector 2	Sector 3	T. Spd	Elapsed
10	Racing Spirit of Leman 1. Philipp SAGER 2. Valentin HASSE CLOT Aston Martin Vantage AMR GT3 Evo GT3							8	1	8:26.577	4:54.319	1:37.841	1:54.417	251.7	47:51.497
	9	1	3:58.313	37.127	1:30.790	1:50.396	295.4	51:49.810							
	10	1	5:01.123	36.931	1:30.075	2:54.117	293.8	56:50.933							
	11	1	9:29.989	1:25.166	4:17.809	3:47.014	80.8	1:06:20.922							
	1	2	11:39.951 B	4:11.168	4:33.288	2:55.495	73.0	11:39.951							
	2	2	8:24.175	4:45.573	1:43.143	1:55.459	242.1	20:04.126							
	3	2	4:07.001	37.021	1:31.647	1:58.333	289.1	24:11.127							
	4	2	4:02.236	37.177	1:35.867	1:49.192	287.6	28:13.363							
	5	2	3:54.712	36.544	1:30.668	1:47.500	292.3	32:08.075							
	6	2	4:36.560 B	36.901	1:30.911	2:28.748	288.4	36:44.635							
	7	2	6:03.308	2:30.349	1:39.543	1:53.416	271.1	42:47.943							
	8	2	3:55.136	36.586	1:30.241	1:48.309	287.6	46:43.079							
9	2	4:27.678	39.130	1:47.932	2:00.616	243.2	51:10.757								
10	2	4:41.511	36.581	1:30.265	2:34.665	288.4	55:52.268								
11	2	8:30.904	1:16.572	4:19.159	2:55.173	81.2	1:04:23.172								
11	Code Racing Development 1. Sebastian MORENO 2. Ethan ISCHER Aston Martin Vantage AMR GT3 Evo GT3							9	2	3:51.346	35.955	1:29.278	1:46.113	297.0	49:03.629
	10	2	3:51.681	36.019	1:29.729	1:45.933	297.9	52:55.310							
	11	2	5:13.494 B	35.904	1:30.387	3:07.203	292.3	58:08.804							
	1	2	7:38.395 B	2:13.499	1:45.862	3:39.034	209.9	7:38.395							
	2	2	10:46.585	7:04.431	1:39.713	2:02.441	256.4	18:24.980							
	3	2	4:01.726	37.750	1:32.504	1:51.472	289.1	22:26.706							
	4	2	4:02.818	37.456	1:31.852	1:53.510	290.7	26:29.524							
	5	2	4:33.659 B	1:01.184	1:32.005	2:00.470	289.9	31:03.183							
	6	2	7:23.851	3:20.721	1:33.512	2:29.618	286.1	38:27.034							
	7	2	4:33.469	1:04.986	1:36.599	1:51.884	284.6	43:00.503							
	8	2	3:58.335	37.469	1:31.752	1:49.114	289.9	46:58.838							
	9	2	3:57.695	37.643	1:31.427	1:48.625	289.9	50:56.533							
10	2	4:31.650	37.420	1:30.859	2:23.371	290.7	55:28.183								
11	2	10:18.390	49.210	4:19.428	5:09.752	80.7	1:05:46.573								
12	Brutal Fish by Campos 1. Arthur ROGEON 2. August RABER Ligier JS P325 - Toyota LMP3							10	1	4:23.698	39.205	1:32.962	2:11.531	291.5	54:31.937
	11	1	12:44.085	5:12.985	3:55.231	3:35.869	80.2	1:07:16.022							
	1	1	6:05.862 B	1:22.154	1:40.673	3:03.035	251.7	6:05.862							
	2	1	11:25.868	8:01.378	1:35.188	1:49.302	277.3	17:31.730							
	3	1	3:56.286	36.739	1:29.693	1:49.854	297.9	21:28.016							
	4	1	3:52.569	36.350	1:29.038	1:47.181	296.2	25:20.585							
	5	1	4:22.596	1:07.803	1:29.295	1:45.498	295.4	29:43.181							
	6	1	3:50.546	36.201	1:28.771	1:45.574	297.9	33:33.727							
	7	1	4:25.661 B	36.337	1:29.132	2:20.192	297.0	37:59.388							
	8	1	7:31.550	4:03.762	1:37.743	1:50.045	271.8	45:30.938							
	9	1	3:50.646	36.603	1:29.320	1:44.723	297.0	49:21.584							
	10	1	3:48.898	35.938	1:28.391	1:44.569	297.0	53:10.482							
11	1	6:19.138	36.152	1:30.855	4:12.131	271.8	59:29.620								
12	1	7:59.375	1:29.850	2:58.814	3:30.711	78.0	1:07:28.995								
14	Getspeed 1. Steve JANS 2. Anthony BARTONE Mercedes-AMG GT3 Evo GT3							10	2	3:54.558	36.705	1:30.538	1:47.315	290.7	53:52.963
	11	2	7:02.980	37.465	1:43.560	4:41.955	279.5	1:00:55.943							
	1	1	7:36.947 B	2:17.528	1:40.786	3:38.633	235.8	7:36.947							
	2	1	10:42.651	7:05.444	1:38.438	1:58.769	264.5	18:19.598							
	3	1	4:00.427	37.638	1:31.673	1:51.116	293.0	22:20.025							
	4	1	3:57.746	37.723	1:30.746	1:49.277	292.3	26:17.771							
	5	1	4:32.766	1:08.244	1:32.014	1:52.508	289.9	30:50.537							
	6	1	3:55.187	37.028	1:30.207	1:47.952	294.6	34:45.724							
7	1	4:39.196 B	37.138	1:33.565	2:28.493	261.3	39:24.920								
17	Kessel Racing 1. Lorenzo Ferdinando INNC 2. David Cleto FUMANELLI Ferrari 296 GT3 Evo GT3							11	1	12:44.085	5:12.985	3:55.231	3:35.869	80.2	1:07:16.022
	1	1	7:25.442 B	2:01.527	1:52.500	3:31.415	216.1	7:25.442							
	2	1	11:06.265	7:14.165	1:47.054	2:05.046	237.9	18:31.707							
	3	1	4:12.216	40.127	1:35.831	1:56.258	284.6	22:43.923							
	4	1	4:15.426 B	38.743	1:34.626	2:02.057	288.4	26:59.349							
	5	2	6:05.934	2:34.962	1:37.989	1:52.983	284.6	33:05.283							
	6	2	4:20.289	37.222	1:31.159	2:11.908	290.7	37:25.572							
	7	2	4:40.344	1:10.198	1:36.901	1:53.245	287.6	42:05.916							
	8	2	3:56.569	37.204	1:31.084	1:48.281	289.1	46:02.485							
	9	2	3:55.920	36.747	1:31.269	1:47.904	291.5	49:58.405							
	10	2	3:54.558	36.705	1:30.538	1:47.315	290.7	53:52.963							
	11	2	7:02.980	37.465	1:43.560	4:41.955	279.5	1:00:55.943							
19	Brutal Fish by Campos 1. Matus RYBA 2. Lucas FLUXÀ CROSS Ligier JS P325 - Toyota LMP3							1	2	4:55.541 B	53.389	1:38.804	2:23.348	258.9	4:55.541
	2	2	12:14.767	8:49.658	1:33.921	1:51.188	280.9	17:10.308							
	3	2	3:52.412	36.444	1:29.495	1:46.473	297.0	21:02.720							
	4	2	3:53.526	36.224	1:29.523	1:47.779	296.2	24:56.246							



LE MANS CUP



Road to Le Mans
94^e Edition des 24 Heures du Mans
Qualifying Session

Sector Analysis

Lap under Red Flag Invalidated Lap Personal Best Session Best B Crossing the pit lane

Lap	D	Time	Sector 1	Sector 2	Sector 3	T. Spd	Elapsed
5	2	4:20.212	1:05.151	1:29.666	1:45.395	297.0	29:16.458
6	2	3:53.743	37.130	1:29.495	1:47.118	297.9	33:10.201
7	2	4:27.375 B	36.742	1:29.255	2:21.378	297.9	37:37.576
8	2	7:56.483	4:29.533	1:34.917	1:52.033	289.9	45:34.059
9	2	3:51.298	36.394	1:29.469	1:45.435	297.0	49:25.357
10	2	3:50.598	36.011	1:28.886	1:45.701	297.0	53:15.955
11	2	6:30.764	36.028	1:31.744	4:22.992	254.0	59:46.719
12	2	9:13.110 B					1:08:59.829

20		High Class Racing		Ligier JS P325 - Toyota			
		1. Philip LINDBERG		LMP3			
		2. Lenny RIED					
1	2	6:09.742 B	1:20.578	1:41.523	3:07.641	214.9	6:09.742
2	2	11:32.457	7:59.606	1:36.052	1:56.799	262.0	17:42.199
3	2	3:54.843	36.646	1:31.389	1:46.808	289.9	21:37.042
4	2	3:54.101	36.714	1:29.856	1:47.531	293.0	25:31.143
5	2	4:25.600	1:05.319	1:30.875	1:49.406	289.9	29:56.743
6	2	3:53.474	36.251	1:30.014	1:47.209	293.0	33:50.217
7	2	4:32.035 B	37.677	1:30.145	2:24.213	293.0	38:22.252
8	1	6:15.462	2:50.546	1:33.526	1:51.390	288.4	44:37.714
9	1	3:57.574	36.753	1:31.574	1:49.247	289.9	48:35.288
10	1	3:55.674	36.498	1:30.938	1:48.238	292.3	52:30.962
11	1	4:53.986	36.719	1:31.194	2:46.073	292.3	57:24.948
12	1	9:46.800	1:25.333	4:18.951	4:02.516	80.5	1:07:11.748

21		Kessel Racing		Ferrari 296 GT3 Evo			
		1. Oscar Lee RYNDZIEWICZ		GT3			
		2. Giacomo ALTOE					
1	2	6:48.338 B	2:02.520	1:39.494	3:06.324	234.8	6:48.338
2	2	11:12.745	7:41.895	1:35.172	1:55.678	288.4	18:01.083
3	2	3:58.557	37.322	1:32.100	1:49.135	291.5	21:59.640
4	2	3:56.772	36.923	1:31.635	1:48.214	289.9	25:56.412
5	2	4:32.503	1:05.244	1:31.438	1:55.821	290.7	30:28.915
6	2	3:55.614	37.115	1:30.847	1:47.652	289.9	34:24.529
7	2	4:35.989 B	37.873	1:32.665	2:25.451	289.9	39:00.518
8	2	5:47.611	2:18.275	1:36.520	1:52.816	283.1	44:48.129
9	2	4:02.306	37.226	1:31.337	1:53.743	289.1	48:50.435
10	2	3:54.693	36.656	1:30.722	1:47.315	290.7	52:45.128
11	2	5:08.639 B	36.645	1:32.075	2:59.919	287.6	57:53.767
12	2	11:57.823 B					1:09:51.590

22		Trajectus Motorsport		Ligier JS P325 - Toyota			
		1. André VIEIRA		LMP3			
		2. Mathis POULET					
1	1	10:00.280 B	1:19.221	1:40.612	7:00.447	224.6	10:00.280
2	2	11:22.705	7:33.948	1:50.229	1:58.528	221.9	21:22.985
3	2	4:03.795	39.728	1:33.795	1:50.272	282.4	25:26.780
4	2	4:23.337	1:05.695	1:30.535	1:47.107	295.4	29:50.117
5	2	3:53.456	37.145	1:29.903	1:46.408	295.4	33:43.573
6	2	4:25.303	36.791	1:29.814	2:18.698	296.2	38:08.876
7	2	4:21.741	1:05.502	1:30.550	1:45.689	294.6	42:30.617
8	2	3:52.153	36.620	1:29.556	1:45.977	297.0	46:22.770
9	2	3:51.241	36.333	1:29.460	1:45.448	297.9	50:14.011
10	2	3:56.969	36.085	1:30.038	1:50.846	297.0	54:10.980
11	2	7:13.148	36.901	2:07.964	4:28.283	259.5	1:01:24.128

23		Biogas Motorsport		Ferrari 296 GT3			
		1. Josep MAYOLA COMADIR		GT3			
		2. Fran RUEDA					
1	2	9:01.828 B	2:52.757	2:05.376	4:03.695	250.5	9:01.828
2	2	9:30.073	6:00.874	1:34.140	1:55.059	286.1	18:31.901
3	2	4:01.865	38.718	1:33.574	1:49.573	289.1	22:33.766
4	2	4:02.379	36.967	1:31.847	1:53.565	286.9	26:36.145
5	2	4:25.412	59.530	1:32.785	1:53.097	286.9	31:01.557
6	2	3:58.893	36.878	1:31.566	1:50.449	287.6	35:00.450
7	2	4:37.086 B	38.324	1:32.168	2:26.594	286.1	39:37.536
8	2	5:31.517	2:02.470	1:36.826	1:52.221	265.2	45:09.053
9	2	3:56.864	37.057	1:31.744	1:48.063	287.6	49:05.917
10	2	3:57.650	36.777	1:32.290	1:48.583	288.4	53:03.567
11	2	6:34.784	36.912	1:35.538	4:22.334	193.8	59:38.351
12	2	7:52.051	1:24.707	2:56.409	3:30.935	81.0	1:07:30.402

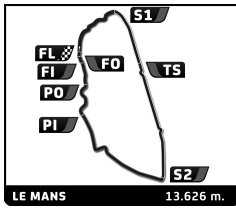
24		Racing Spirit of Leman		Ligier JS P325 - Toyota			
		1. Christian GISY		LMP3 Pro/Am			
		2. Oskar KRISTENSEN					
1	2	6:24.837 B	1:40.204	1:43.171	3:01.462	210.7	6:24.837
2	2	11:29.152	7:52.406	1:35.757	2:00.989	241.6	17:53.989
3	2	3:57.988	37.686	1:31.887	1:48.415	288.4	21:51.977
4	2	3:53.562	36.718	1:30.236	1:46.608	289.1	25:45.539
5	2	4:31.777 B	1:07.786	1:30.615	1:53.376	287.6	30:17.316
6	1	6:34.479	2:37.016	1:33.614	2:23.849	288.4	36:51.795
7	1	4:51.387 B	1:06.932	1:35.720	2:08.735	288.4	41:43.182
8	2	6:04.636	2:25.368	1:44.922	1:54.346	258.9	47:47.818
9	2	4:11.440	37.675	1:31.484	2:02.281	286.9	51:59.258
10	2	4:52.390	36.329	1:29.800	2:46.261	289.1	56:51.648
11	2	10:14.785	1:25.257	4:20.414	4:29.114	80.4	1:07:06.433

26		Bretton Racing		Ligier JS P325 - Toyota			
		1. James WINSLOW		LMP3			
		2. Augustin BERNIER					
1	1	5:28.456 B	1:07.308	1:40.541	2:40.607	253.4	5:28.456
2	1	11:28.777	8:41.974	1:38.898	2:07.905	262.6	17:57.233
3	1	4:10.024	39.638	1:36.915	1:53.471	286.9	22:07.257
4	1	3:59.545	37.498	1:32.533	1:49.514	289.1	26:06.802
5	1	4:37.932 B	1:06.231	1:32.631	1:59.070	286.9	30:44.734
6	2	7:32.394	3:41.220	1:31.096	2:20.078	289.9	38:17.128
7	2	4:25.156	1:05.211	1:30.879	1:49.066	292.3	42:42.284
8	2	3:54.447	36.199	1:30.030	1:48.218	290.7	46:36.731
9	2	3:52.818	36.060	1:29.790	1:46.968	292.3	50:29.549
10	2	3:57.945	36.246	1:29.874	1:51.825	293.0	54:27.494
11	2	7:28.156	36.181	2:19.154	4:32.821	289.1	1:01:55.650

28		Team Virage		Ligier JS P325 - Toyota			
		1. Denise YEUNG		LMP3 Pro/Am			
		2. Theo MICOURIS					
1	1	8:59.705 B	2:20.617	2:36.097	4:02.991	158.3	8:59.705
2	1	9:59.287	6:08.310	1:47.160	2:03.817	209.9	18:58.992
3	1	4:16.364	40.967	1:38.317	1:57.080	263.9	23:15.356
4	1	4:19.285 B	39.067	1:33.559	2:06.659	287.6	27:34.641
5	2	6:30.443	2:55.229	1:40.481	1:54.733	240.0	34:05.084
6	2	4:26.628	37.381	1:30.902	2:18.345	292.3	38:31.712
7	2	4:24.473	1:06.108	1:31.003	1:47.362	294.6	42:56.185



LE MANS CUP



Road to Le Mans
94^e Edition des 24 Heures du Mans
Qualifying Session

Sector Analysis

Lap under Red Flag Invalidated Lap Personal Best Session Best B Crossing the pit lane

Lap	D	Time	Sector 1	Sector 2	Sector 3	T. Spd	Elapsed	Lap	D	Time	Sector 1	Sector 2	Sector 3	T. Spd	Elapsed
8	2	3:53.213	37.434	1:29.889	1:45.890	295.4	46:49.398	5	2	4:03.084	37.858	1:31.395	1:53.831	293.0	32:05.361
9	2	3:56.066	36.665	1:30.119	1:49.282	293.8	50:45.464	6	2	4:33.320 B	37.106	1:30.763	2:25.451	293.8	36:38.681
10	2	4:16.217	36.527	1:29.627	2:10.063	293.0	55:01.681	7	2	5:57.851	2:28.786	1:38.298	1:50.767	250.5	42:36.532
11	2	8:17.391	36.097	3:24.035	4:17.259	81.3	1:03:19.072	8	2	3:58.282	37.138	1:30.729	1:50.415	292.3	46:34.814

29 **Forestier Racing by VPS** Ligier JS P325 - Toyota
 1. Luciano MORANO LMP3
 2. Rooe MEYUHAS

1	2	4:57.817 B	58.840	1:36.856	2:22.121	259.5	4:57.817
2	2	12:15.011	8:50.601	1:32.342	1:52.068	278.1	17:12.828
3	2	4:03.960 B	37.083	1:30.550	1:56.327	292.3	21:16.788
4	2	6:25.709	2:55.123	1:38.381	1:52.205	242.1	27:42.497
5	2	3:58.726	37.943	1:30.444	1:50.339	293.0	31:41.223
6	2	3:58.852	36.467	1:29.649	1:52.736	293.8	35:40.075
7	2	4:56.794	1:05.818	1:30.477	2:20.499	291.5	40:36.869
8	2	4:15.886	56.532	1:30.433	1:48.921	293.8	44:52.755
9	2	3:50.727	36.169	1:29.048	1:45.510	295.4	48:43.482
10	2	3:59.490	35.965	1:29.244	1:54.281	294.6	52:42.972
11	2	5:01.671 B	35.994	1:32.106	2:53.571	265.2	57:44.643

34 **Inter Europol Competition** Ligier JS P325 - Toyota
 1. Alexander BUKHANTSOV LMP3 Pro/Am
 2. Shawn RASHID

1	1	6:46.452 B	1:40.532	1:58.147	3:07.773	183.3	6:46.452
2	1	11:23.584	7:44.489	1:39.151	1:59.944	247.1	18:10.036
3	1	4:11.974	40.291	1:37.010	1:54.673	287.6	22:22.010
4	1	4:06.697	38.332	1:32.963	1:55.402	290.7	26:28.707
5	1	4:24.510	1:00.685	1:32.314	1:51.511	292.3	30:53.217
6	1	4:00.647	37.300	1:31.862	1:51.485	296.2	34:53.864
7	1	4:38.202 B	37.498	1:32.163	2:28.541	289.1	39:32.066
8	2	6:47.939	3:26.409	1:31.819	1:49.711	291.5	46:20.005
9	2	3:57.978	37.532	1:32.048	1:48.398	293.8	50:17.983
10	2	4:10.476	36.461	1:30.064	2:03.951	293.8	54:28.459
11	2	7:43.455	36.401	2:36.048	4:31.006	260.1	1:02:11.914

35 **Ultimate** Ligier JS P325 - Toyota
 1. Arlan BOULAIN LMP3 Pro/Am
 2. Gilles HERIAU

1	1	7:22.217 B	2:04.120	1:47.214	3:30.883	241.6	7:22.217
2	1	10:52.807	7:15.695	1:39.174	1:57.938	285.4	18:15.024
3	1	4:07.663	39.535	1:34.064	1:54.064	292.3	22:22.687
4	1	4:13.622 B	38.747	1:33.297	2:01.578	294.6	26:36.309
5	2	7:02.452	3:30.181	1:36.138	1:56.133	283.9	33:38.761
6	2	4:35.998	38.220	1:32.332	2:25.446	291.5	38:14.759
7	2	4:29.283	1:05.711	1:33.134	1:50.438	289.9	42:44.042
8	2	3:58.863	37.134	1:31.980	1:49.749	291.5	46:42.905
9	2	3:57.752	37.782	1:31.395	1:48.575	291.5	50:40.657
10	2	4:22.734	36.779	1:30.674	2:15.281	291.5	55:03.391
11	2	8:16.932	37.010	3:44.422	3:55.500	81.3	1:03:20.323

36 **Ajith Redant Racing** Ligier JS P325 - Toyota
 1. Aditya PATEL LMP3
 2. Narain KARTHIKEYAN

1	2	6:15.206 B	1:21.806	1:43.153	3:10.247	202.1	6:15.206
2	2	11:40.230	8:00.581	1:38.696	2:00.953	261.3	17:55.436
3	2	4:09.764 B	37.299	1:31.487	2:00.978	293.0	22:05.200
4	2	5:57.077	2:27.606	1:38.458	1:51.013	270.4	28:02.277

37 **CLX Motorsport** Ligier JS P325 - Toyota
 1. Louis STERN LMP3 Pro/Am
 2. Bruno RIBEIRO

1	2	6:29.809 B	1:44.537	1:40.442	3:04.830	260.1	6:29.809
2	2	11:19.387	7:50.194	1:33.907	1:55.286	289.1	17:49.196
3	2	3:57.238	37.423	1:31.101	1:48.714	291.5	21:46.434
4	2	4:04.197 B	36.858	1:30.205	1:57.134	291.5	25:50.631
5	2	6:11.311	2:39.141	1:39.182	1:52.988	242.7	32:01.942
6	2	4:28.833	36.990	1:33.763	2:18.080	286.1	36:30.775
7	2	4:51.408	1:05.983	1:31.553	2:13.872	286.9	41:22.183
8	2	3:54.658	36.830	1:30.382	1:47.446	290.7	45:16.841
9	2	3:53.133	36.716	1:29.871	1:46.546	293.0	49:09.974

42 **Steller Motorsport** Duqueine D09 - Toyota
 1. Ameerh NARAN LMP3 Pro/Am
 2. Sergio SETTE CAMARA

1	2	6:28.174 B	1:46.873	1:38.342	3:02.959	278.1	6:28.174
2	2	11:20.575	7:49.435	1:34.477	1:56.663	273.2	17:48.749
3	2	3:56.855	37.366	1:30.888	1:48.601	290.7	21:45.604
4	2	4:00.231 B	36.541	1:30.168	1:53.522	289.9	25:45.835
5	1	8:29.994	4:50.684	1:36.964	2:02.346	284.6	34:15.829
6	1	4:50.310	41.023	1:36.974	2:32.313	284.6	39:06.139
7	1	4:45.980	1:08.796	1:37.311	1:59.873	282.4	43:52.119
8	1	4:17.769	41.024	1:37.084	1:59.661	285.4	48:09.888
9	1	4:17.549	41.006	1:36.213	2:00.330	286.1	52:27.437

43 **Inter Europol Competition** Ligier JS P325 - Toyota
 1. Christian DANNEMAND Jr LMP3
 2. William KARLSSON

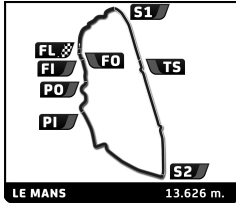
1	1	11:02.086 B	3:33.069	3:32.876	3:56.141	130.0	11:02.086
2	1	8:41.930	5:06.049	1:40.186	1:55.695	251.1	19:44.016
3	1	4:03.011	38.222	1:33.362	1:51.427	289.9	23:47.027
4	1	3:59.950	38.026	1:31.891	1:50.033	289.9	27:46.977
5	1	4:08.689 B	37.260	1:31.617	1:59.812	291.5	31:55.666
6	2	6:32.050	2:38.694	1:32.044	2:21.312	289.9	38:27.716
7	2	4:25.505	1:06.560	1:31.394	1:47.551	289.9	42:53.221
8	2	3:55.242	36.530	1:30.677	1:48.035	293.8	46:48.463
9	2	3:57.447	37.388	1:31.289	1:48.770	297.0	50:45.910
10	2	4:27.139	37.655	1:30.252	2:19.232	290.7	55:13.049
11	2	8:08.833	36.961	4:07.787	3:24.085	80.0	1:03:21.882

45 **High Class Racing** Porsche 911 GT3 R (992)
 1. Max MORITZ GT3
 2. Morris SCHURING

1	2	7:26.719 B	2:17.930	1:38.395	3:30.394	231.3	7:26.719
2	2	10:40.463	7:10.783	1:34.171	1:55.509	286.9	18:07.182
3	2	3:56.164	37.042	1:30.633	1:48.489	289.1	22:03.346
4	2	4:03.246 B	36.919	1:30.168	1:56.159	290.7	26:06.592
5	1	7:05.605	3:39.073	1:33.617	1:52.915	289.9	33:12.197



LE MANS CUP



Road to Le Mans
94^e Edition des 24 Heures du Mans
Qualifying Session

Sector Analysis

Lap under Red Flag Invalidated Lap Personal Best Session Best B Crossing the pit lane

Lap	D	Time	Sector 1	Sector 2	Sector 3	T. Spd	Elapsed	Lap	D	Time	Sector 1	Sector 2	Sector 3	T. Spd	Elapsed
6	1	4:26.897	37.897	1:32.048	2:16.952	290.7	37:39.094	6	2	6:43.333	2:38.151	1:40.855	2:24.327	280.2	38:35.031
7	1	4:30.469	1:05.206	1:32.700	1:52.563	290.7	42:09.563	7	2	4:30.987	1:06.483	1:34.035	1:50.469	281.7	43:06.018
8	1	4:53.928 B	37.986	1:32.316	2:43.626	292.3	47:03.491	8	2	3:57.205	36.978	1:31.629	1:48.598	284.6	47:03.223
9	1	22:09.319 B					1:09:12.810	9	2	4:15.569	37.431	1:41.949	1:56.189	255.2	51:18.792

49 High Class Racing
1. Michael HOVE
2. Andrew RACKSTRAW
Ligier JS P325 - Toyota
LMP3 Pro/Am

1	1	6:54.571 B	1:44.224	1:55.771	3:14.576	230.8	6:54.571
2	1	11:35.637	7:43.804	1:45.388	2:06.445	257.0	18:30.208
3	1	4:12.409	40.209	1:36.169	1:56.031	265.2	22:42.617
4	1	4:15.576	39.385	1:36.797	1:59.394	287.6	26:58.193
5	1	4:31.584 B	45.902	1:35.399	2:10.283	288.4	31:29.777
6	2	7:43.043	3:29.042	1:43.663	2:30.338	274.5	39:12.820
7	2	4:30.158	1:04.948	1:33.593	1:51.617	287.6	43:42.978
8	2	3:55.702	36.694	1:31.368	1:47.640	289.9	47:38.680
9	2	3:53.837	36.312	1:30.963	1:46.562	289.1	51:32.517
10	2	4:38.662	36.095	1:30.077	2:32.490	289.1	56:11.179
11	2	9:38.922	1:25.287	4:20.977	3:52.658	80.3	1:05:50.101

50 23Events Racing
1. Giovanni MASCHIO
2. Colin QUEEN
Ligier JS P325 - Toyota
LMP3

1	1	4:31.931 B	51.153	1:37.866	2:02.912	270.4	4:31.931
2	1	12:30.298	9:09.502	1:32.191	1:48.605	289.1	17:02.229
3	1	4:03.350 B	36.897	1:30.800	1:55.653	290.7	21:05.579
4	2	7:31.210	3:40.640	1:45.681	2:04.889	178.2	28:36.789
5	2	3:58.965	37.237	1:29.838	1:51.890	295.4	32:35.754
6	2	4:25.187	36.031	1:29.302	2:19.854	296.2	37:00.941
7	2	4:51.307	1:18.269	1:32.203	2:00.835	290.7	41:52.248
8	2	3:51.077	36.179	1:29.009	1:45.889	297.0	45:43.325
9	2	4:00.943 B	36.579	1:30.065	1:54.299	297.0	49:44.268
10	2	6:12.835	1:54.553	1:37.532	2:40.750	243.8	55:57.103
11	2	8:28.653	1:16.224	4:21.647	2:50.782	79.9	1:04:25.756

51 AF Corse
1. Alessandro COZZI
2. Eliseo DONNO
Ferrari 296 GT3 Evo
GT3

1	1	6:50.937 B	1:58.404	1:44.017	3:08.516	211.1	6:50.937
2	2	12:57.314	9:11.289	1:38.677	2:07.348	263.9	19:48.251
3	2	4:06.890	37.810	1:31.532	1:57.548	288.4	23:55.141
4	2	4:01.261	38.419	1:33.041	1:49.801	286.9	27:56.402
5	2	3:55.581	36.922	1:31.068	1:47.591	289.9	31:51.983
6	2	4:17.408 B	37.279	1:31.651	2:08.478	288.4	36:09.391
7	2	8:56.886	5:18.577	1:36.589	2:01.720	281.7	45:06.277
8	2	3:55.746	36.771	1:31.028	1:47.947	287.6	49:02.023
9	2	3:55.026	36.448	1:31.113	1:47.465	287.6	52:57.049
10	2	5:25.056 B	36.539	1:33.119	3:15.398	265.2	58:22.105

54 Dinamic GT
1. Reinhold KRAHN
2. Matteo CRESSONI
Porsche 911 GT3 (992) EVO
GT3

1	1	11:27.743 B	3:43.153	3:35.871	4:08.719	103.3	11:27.743
2	1	7:44.943	3:56.013	1:44.192	2:04.738	273.2	19:12.686
3	1	4:12.460	39.894	1:35.569	1:56.997	281.7	23:25.146
4	1	4:08.252	39.010	1:34.629	1:54.613	280.2	27:33.398
5	1	4:18.300 B	38.939	1:33.848	2:05.513	280.9	31:51.698

55 AF Corse
1. Francesco PIOVANETTI
2. Tommaso MOSCA
Ferrari 296 GT3
GT3

1	1	8:06.989 B	2:35.076	1:57.089	3:34.824	245.4	8:06.989
2	1	10:29.281	6:49.859	1:39.241	2:00.181	278.8	18:36.270
3	1	4:09.597	40.040	1:34.861	1:54.696	289.9	22:45.867
4	1	4:17.229 B	38.785	1:35.135	2:03.309	290.7	27:03.096
5	2	6:00.681	2:33.130	1:35.446	1:52.105	279.5	33:03.777
6	2	4:25.643	37.300	1:31.747	2:16.596	286.9	37:29.420
7	2	4:41.883	1:09.017	1:38.938	1:53.928	289.1	42:11.303
8	2	4:03.831	37.802	1:31.146	1:54.883	292.3	46:15.134
9	2	3:57.362	37.263	1:31.594	1:48.505	289.9	50:12.496
10	2	3:56.900	37.079	1:31.311	1:48.510	289.9	54:09.396
11	2	7:08.860	36.842	2:05.200	4:26.818	272.5	1:01:18.256

58 GG Classics
1. George NAKAS
2. Fraser ROSS
Ligier JS P325 - Toyota
LMP3 Pro/Am

1	2	6:22.579 B	1:39.637	1:42.539	3:00.403	246.5	6:22.579
2	2	11:23.134	7:53.481	1:35.197	1:54.456	284.6	17:45.713
3	2	3:54.706	37.383	1:30.181	1:47.142	296.2	21:40.419
4	2	3:54.237	36.498	1:29.969	1:47.770	296.2	25:34.656
5	2	4:41.567	1:19.450	1:32.434	1:49.683	283.1	30:16.223
6	2	3:53.547	36.574	1:29.833	1:47.140	294.6	34:09.770
7	2	4:33.504 B	37.891	1:31.819	2:23.794	293.0	38:43.274
8	1	6:55.615	3:24.824	1:36.641	1:54.150	286.9	45:38.889
9	1	4:07.012	38.598	1:34.518	1:53.896	293.0	49:45.901
10	1	4:06.851	38.338	1:33.519	1:54.994	293.0	53:52.752
11	1	7:06.130	38.789	1:43.428	4:43.913	243.2	1:00:58.882

62 Bretton Racing
1. Jacek ZIELONKA
2. Léo Sami ROBINSON
Ligier JS P325 - Toyota
LMP3 Pro/Am

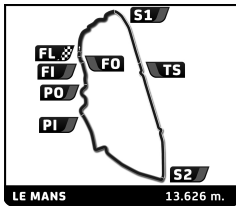
1	1	6:39.835 B	1:36.863	1:56.232	3:06.740	189.4	6:39.835
2	1	11:29.067	7:46.535	1:40.867	2:01.665	260.1	18:08.902
3	1	4:02.110	38.714	1:32.525	1:50.871	289.1	22:11.012
4	1	4:09.655 B	37.301	1:31.075	2:01.279	290.7	26:20.667
5	2	6:02.587	2:26.783	1:47.558	1:48.246	138.3	32:23.254
6	2	4:26.725	36.956	1:30.459	2:19.310	291.5	36:49.979
7	2	4:37.045	1:08.185	1:31.324	1:57.536	293.8	41:27.024
8	2	3:53.230	37.127	1:29.652	1:46.451	293.0	45:20.254
9	2	3:51.897	36.207	1:29.796	1:45.894	293.8	49:12.151
10	2	3:53.753	36.234	1:29.567	1:47.952	293.8	53:05.904
11	2	5:28.979	37.186	1:31.596	3:20.197	236.3	58:34.883
12	2	8:51.156	1:25.451	3:42.736	3:42.969	80.2	1:07:26.039

66 Rinaldi Racing
1. Steve PARRROW
2. Mikkel Gaarde PEDERSEN
Ligier JS P325 - Toyota
LMP3 Pro/Am

1	1	10:36.744 B	3:23.149	3:23.968	3:49.627	210.3	10:36.744
---	---	-------------	----------	----------	----------	-------	-----------



LE MANS CUP



Road to Le Mans
94^e Edition des 24 Heures du Mans
Qualifying Session

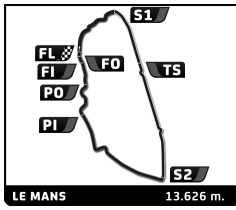
Sector Analysis

Lap under Red Flag Invalidated Lap Personal Best Session Best Crossing the pit lane

Lap	D	Time	Sector 1	Sector 2	Sector 3	T. Spd	Elapsed	Lap	D	Time	Sector 1	Sector 2	Sector 3	T. Spd	Elapsed
2	1	8:24.045	4:41.398	1:42.642	2:00.005	276.6	19:00.789	4	2	3:59.877	37.967	1:31.402	1:50.508	293.8	26:22.631
3	1	4:09.684	40.451	1:36.244	1:52.989	280.9	23:10.473	5	2	4:24.436	1:02.668	1:32.466	1:49.302	288.4	30:47.067
4	1	4:04.092	38.229	1:33.907	1:51.956	286.9	27:14.565	6	2	3:56.757	37.187	1:31.052	1:48.518	289.9	34:43.824
5	1	4:03.763	37.677	1:33.157	1:52.929	292.3	31:18.328	7	2	4:35.850B	37.796	1:31.647	2:26.407	289.9	39:19.674
6	1	4:20.302B	39.826	1:34.328	2:06.148	289.1	35:38.630	8	1	7:22.846	3:37.364	1:43.730	2:01.752	235.3	46:42.520
7	2	7:37.763	4:02.285	1:42.566	1:52.912	253.4	43:16.393	9	1	4:03.037	39.269	1:32.291	1:51.477	293.0	50:45.557
8	2	3:53.031	36.905	1:30.329	1:45.797	289.9	47:09.424	10	1	4:35.413	38.454	1:33.684	2:23.275	288.4	55:20.970
9	2	4:13.150	35.840	1:48.505	1:48.805	292.3	51:22.574	11	1	8:30.335	37.920	4:18.265	3:34.150	80.5	1:03:51.305
10	2	4:44.192	36.300	1:31.084	2:36.808	292.3	56:06.766	77 SMC Motorsport McLaren 720S GT3 Evo 1. Gonzalo DE ANDRES MAR GT3 2. Jean-Baptiste SIMMENAUI							
11	2	9:41.140	1:25.240	4:23.563	3:52.337	80.4	1:05:47.906	1	2	7:19.399B	2:01.694	1:44.272	3:33.433	221.4	7:19.399
68 M Racing Ligier JS P325 - Toyota 1. Haydn CHANCE LMP3 2. Nazareno LOPEZ CESARA								2	2	12:49.621	9:17.694	1:38.216	1:53.711	225.1	20:09.020
1	2	5:25.640B	1:12.299	1:37.905	2:35.436	242.1	5:25.640	3	2	3:56.162	37.310	1:30.410	1:48.442	293.8	24:05.182
2	2	12:03.831	8:39.649	1:34.250	1:49.932	291.5	17:29.471	4	2	4:10.653	43.813	1:36.873	1:49.967	281.7	28:15.835
3	2	3:53.818	36.852	1:30.073	1:46.893	296.2	21:23.289	5	2	3:54.981	36.963	1:30.013	1:48.005	295.4	32:10.816
4	2	3:54.495	36.601	1:29.173	1:48.721	297.9	25:17.784	6	2	4:31.060B	37.074	1:29.875	2:24.111	292.3	36:41.876
5	2	4:23.230	1:06.058	1:29.665	1:47.507	297.0	29:41.014	7	2	8:32.334	4:59.905	1:37.624	1:54.805	242.1	45:14.210
70 Team Virage Ligier JS P325 - Toyota 1. Vic STEVENS LMP3 2. Jude PETERS								8	2	3:53.704	36.823	1:29.577	1:47.304	295.4	49:07.914
1	1	5:13.148B	1:01.697	1:39.154	2:32.297	253.4	5:13.148	9	2	3:54.159	36.446	1:30.152	1:47.561	297.0	53:02.073
2	1	12:07.927	8:47.618	1:31.485	1:48.824	294.6	17:21.075	10	2	5:26.420	37.102	1:32.733	3:16.585	209.5	58:28.493
3	1	3:54.921	37.235	1:29.890	1:47.796	295.4	21:15.996	11	2	8:55.397	1:25.407	3:47.007	3:42.983	80.5	1:07:23.890
4	1	3:53.750	36.589	1:29.682	1:47.479	293.0	25:09.746	78 M Racing Ligier JS P325 - Toyota 1. Daniel GOLDBURG LMP3 Pro/Am 2. Wayne BOYD							
5	1	4:32.656B	1:05.672	1:30.568	1:56.416	292.3	29:42.402	1	1	6:41.670B	1:50.358	1:44.749	3:06.563	217.0	6:41.670
6	2	6:55.526	2:52.568	1:39.608	2:23.350	232.8	36:37.928	2	1	11:28.613	7:52.815	1:38.933	1:56.865	219.6	18:10.283
7	2	4:52.812	1:20.020	1:32.497	2:00.295	289.1	41:30.740	3	1	4:02.259	38.667	1:32.869	1:50.723	293.0	22:12.542
8	2	3:55.449	37.597	1:31.260	1:46.592	294.6	45:26.189	4	1	4:37.155	36.781	1:30.837	2:29.537	296.2	26:49.697
9	2	3:52.121	36.475	1:29.730	1:45.916	295.4	49:18.310	5	1	4:07.213	45.560	1:31.729	1:49.924	291.5	30:56.910
10	2	3:51.878	36.243	1:29.481	1:46.154	295.4	53:10.188	6	1	4:10.503B	39.218	1:31.855	1:59.430	291.5	35:07.413
11	2	6:31.417	36.168	1:32.538	4:22.711	216.6	59:41.605	7	1	10:45.915	7:09.299	1:40.131	1:56.485	222.3	45:53.328
12	2	7:51.154	1:25.579	2:53.982	3:31.593	80.2	1:07:32.759	8	1	4:23.948B	38.131	1:32.288	2:13.529	289.9	50:17.276
71 Rinaldi Racing Ligier JS P325 - Toyota 1. Stefan AUST LMP3 Pro/Am 2. Felipe FERNANDEZ-LASER								9	2	9:25.626	3:26.695	1:34.338	4:24.593	233.3	59:42.902
1	1	8:05.331B	2:23.696	2:07.204	3:34.431	174.0	8:05.331	10	2	7:49.175	1:25.661	2:53.333	3:30.181	78.6	1:07:32.077
2	1	10:30.529	6:51.019	1:38.481	2:01.029	273.9	18:35.860	83 AF Corse Ferrari 296 GT3 Evo 1. Norikazu SHIBATA GT3 2. Charles FAGG							
3	1	4:09.018	39.863	1:34.005	1:55.150	292.3	22:44.878	1	1	11:29.498B	3:44.185	3:38.178	4:07.135	80.5	11:29.498
4	1	4:08.770	38.439	1:34.618	1:55.713	251.7	26:53.648	2	2	8:07.651	4:26.660	1:39.941	2:01.050	258.9	19:37.149
5	1	4:22.826B	47.017	1:33.292	2:02.517	252.3	31:16.474	3	2	4:00.954	37.755	1:33.053	1:50.146	286.9	23:38.103
6	2	7:11.984	3:20.206	1:30.365	2:21.413	293.0	38:28.458	4	2	3:58.174	37.098	1:32.236	1:48.840	286.9	27:36.277
7	2	4:26.977	1:06.419	1:32.375	1:48.183	296.2	42:55.435	5	2	3:58.957	37.085	1:31.915	1:49.957	288.4	31:35.228
8	2	3:52.014	36.872	1:29.534	1:45.608	294.6	46:47.449	6	2	4:13.318B	37.376	1:32.943	2:02.999	284.6	35:48.546
9	2	3:51.246	36.203	1:29.387	1:45.656	296.2	50:38.695	7	2	9:35.941	6:01.110	1:38.995	1:55.836	283.1	45:24.487
10	2	4:07.038	36.126	1:28.912	2:02.000	295.4	54:45.733	8	2	4:02.031	37.525	1:32.674	1:51.832	288.4	49:26.518
11	2	8:18.182	36.331	3:13.317	4:28.534	271.8	1:03:03.915	9	2	4:08.257B	37.034	1:32.063	1:59.160	286.1	53:34.775
72 Team WRT BMW M4 GT3 Evo 1. Arnold ROBIN GT3 2. Maxime ROBIN								10	2	10:44.395	2:43.154	4:19.629	3:41.612	81.0	1:04:19.170
1	2	7:41.606B	2:26.240	1:39.263	3:36.103	275.9	7:41.606	85 R-ace GP Duqueine D09 - Toyota 1. Daniel FROST LMP3 2. Enzo PEUGEOT							
2	2	10:40.867	7:02.971	1:37.225	2:00.671	255.8	18:22.473	1	2	4:45.622B	50.717	1:40.839	2:14.066	245.4	4:45.622
3	2	4:00.281	38.801	1:32.172	1:49.308	289.9	22:22.754	2	2	12:19.740	8:56.846	1:32.247	1:50.647	283.9	17:05.362



LE MANS CUP



Road to Le Mans 94^e Edition des 24 Heures du Mans Qualifying Session

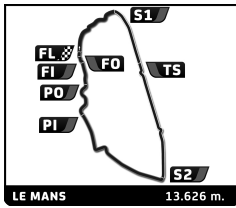
Sector Analysis

Lap under Red Flag Invalidated Lap Personal Best Session Best Crossing the pit lane

Lap	D	Time	Sector 1	Sector 2	Sector 3	T. Spd	Elapsed	Lap	D	Time	Sector 1	Sector 2	Sector 3	T. Spd	Elapsed
3	2	3:51.776	36.178	1:30.229	1:45.369	289.1	20:57.138								
4	2	3:51.701	35.780	1:29.700	1:46.221	287.6	24:48.839								
5	2	4:19.138	1:04.782	1:29.890	1:44.466	286.9	29:07.977								
6	2	4:00.107	B 36.921	1:30.087	1:53.099	285.4	33:08.084								
7	2	8:17.718	4:35.336	1:38.261	2:04.121	253.4	41:25.802								
8	2	3:51.534	36.558	1:30.363	1:44.613	290.7	45:17.336								
9	2	3:58.878	36.713	1:29.658	1:52.507	294.6	49:16.214								
10	2	3:50.309	35.641	1:29.477	1:45.191	290.7	53:06.523								
11	2	6:22.646	36.905	1:31.888	4:13.853	246.0	59:29.169								
12	2	7:59.020	1:29.669	2:58.287	3:31.064	79.8	1:07:28.189								
86	R-race GP		Duqueine D09 - Toyota												
	1.Zack SCOULAR		LMP3												
	2.Léna BÜHLER														
1	2	4:47.869	B 54.087	1:38.735	2:15.047	241.6	4:47.869								
2	2	12:19.292	8:55.851	1:32.328	1:51.113	275.9	17:07.161								
3	2	3:55.924	36.382	1:31.813	1:47.729	289.1	21:03.085								
4	2	4:07.144	B 36.395	1:30.359	2:00.390	291.5	25:10.229								
5	2	8:10.487	4:44.043	1:36.551	1:49.893	263.2	33:20.716								
6	2	4:25.553	36.415	1:29.971	2:19.167	291.5	37:46.269								
7	2	4:35.769	B 1:05.619	1:32.063	1:58.087	287.6	42:22.038								
8	2	5:56.254	2:21.919	1:31.290	2:03.045	289.1	48:18.292								
9	2	3:54.627	36.311	1:31.747	1:46.569	290.7	52:12.919								
10	2	5:07.108	35.960	1:30.100	3:01.048	288.4	57:20.027								
11	2	9:48.416	1:25.941	4:21.436	4:01.039	79.9	1:07:08.443								
87	CLX Motorsport		Ligier JS P325 - Toyota												
	1.Alexander JACOBY		LMP3												
	2.Kevin RABIN														
1	2	6:26.499	B 1:27.216	1:57.402	3:01.881	148.7	6:26.499								
2	2	11:30.961	7:53.206	1:38.316	1:59.439	262.0	17:57.460								
3	2	3:58.654	37.802	1:31.861	1:48.991	294.6	21:56.114								
4	2	3:56.988	36.683	1:30.273	1:50.032	295.4	25:53.102								
5	2	4:28.794	1:06.359	1:30.712	1:51.723	295.4	30:21.896								
6	2	3:54.176	36.580	1:29.689	1:47.907	295.4	34:16.072								
7	2	4:30.838	37.011	1:29.759	2:24.068	295.4	38:46.910								
8	2	4:49.606	1:07.504	1:38.104	2:03.998	293.0	43:36.516								
9	2	3:53.316	37.247	1:30.024	1:46.045	293.8	47:29.832								
10	2	3:53.211	36.396	1:29.937	1:46.878	295.4	51:23.043								
11	2	4:34.356	36.379	1:29.703	2:28.274	297.9	55:57.399								
12	2	8:29.403	1:17.791	4:20.336	2:51.276	80.1	1:04:26.802								
88	AF Corse		Ferrari 296 GT3 Evo												
	1.Rey ACOSTA III		GT3												
	2.Marco Erminio BONANON														
1	1	7:34.337	B 2:11.167	1:44.886	3:38.284	224.2	7:34.337								
2	1	10:54.915	7:09.827	1:40.459	2:04.629	230.3	18:29.252								
3	1	4:23.570	B 40.346	1:37.536	2:05.688	287.6	22:52.822								
4	2	6:12.955	2:38.323	1:39.561	1:55.071	261.3	29:05.777								
5	2	4:02.978	38.901	1:33.420	1:50.657	288.4	33:08.755								
6	2	4:25.996	37.867	1:31.569	2:16.560	290.7	37:34.751								
7	2	4:31.993	1:04.920	1:33.469	1:53.604	290.7	42:06.744								
8	2	3:58.168	37.821	1:30.945	1:49.402	291.5	46:04.912								
9	2	4:00.333	37.468	1:31.394	1:51.471	291.5	50:05.245								
10	2	3:57.534	37.323	1:31.315	1:48.896	289.1	54:02.779								
11	2	7:05.203	37.539	2:01.304	4:26.360	288.4	1:01:07.982								
90	Ecurie Ecosse Blackthorn		Aston Martin Vantage AMR GT3 Evo												
	1.Charles BATEMAN		GT3												
	2.Kobe PAUWELS														
1	2	7:50.445	B 2:24.989	2:03.939	3:21.517	200.2	7:50.445								
2	2	10:37.779	6:55.902	1:36.959	2:04.918	257.0	18:28.224								
3	2	3:57.231	37.438	1:30.870	1:48.923	290.7	22:25.455								
4	2	3:58.710	37.012	1:31.139	1:50.559	292.3	26:24.165								
5	2	4:33.590	B 1:02.771	1:32.069	1:58.750	289.9	30:57.755								
6	1	6:50.060	2:54.071	1:33.119	2:22.870	289.1	37:47.815								
7	1	4:40.375	B 1:06.365	1:33.642	2:00.368	287.6	42:28.190								
8	2	5:58.851	2:05.875	1:52.038	2:00.938	158.5	48:27.041								
9	2	3:58.997	36.862	1:31.027	1:51.108	289.1	52:26.038								
10	2	4:57.839	36.510	1:30.905	2:50.424	288.4	57:23.877								
11	2	9:47.351	1:25.008	4:19.672	4:02.671	80.8	1:07:11.228								
91	Ecurie Ecosse Blackthorn		Aston Martin Vantage AMR GT3 Evo												
	1.Giacomo PETROBELLI		GT3												
	2.Romain LEROUX														
1	2	11:37.962	B 4:06.242	4:23.810	3:07.910	80.2	11:37.962								
2	2	7:31.753	3:49.084	1:39.945	2:02.724	275.9	19:09.715								
3	2	4:01.677	37.849	1:32.313	1:51.515	286.1	23:11.392								
4	2	4:00.237	37.646	1:32.825	1:49.766	288.4	27:11.629								
5	2	4:05.641	37.380	1:31.996	1:56.265	288.4	31:17.270								
6	2	4:07.869	B 37.346	1:31.847	1:58.676	286.1	35:25.139								
7	1	7:29.762	3:45.310	1:47.953	1:56.499	273.9	42:54.901								
8	1	4:01.462	38.452	1:32.634	1:50.376	293.0	46:56.363								
9	1	3:58.832	37.317	1:31.804	1:49.711	287.6	50:55.195								
10	1	4:35.279	37.396	1:31.765	2:26.118	286.9	55:30.474								
11	1	8:49.452	49.113	4:19.288	3:41.051	80.8	1:04:19.926								
92	Forestier Racing by VPS		Ligier JS P325 - Toyota												
	1.Sebastian BACH		LMP3												
	2.Lucas FECURY														
1	1	5:04.809	B 59.527	1:39.394	2:25.888	225.1	5:04.809								
2	1	12:18.739	8:52.341	1:34.705	1:51.693	269.1	17:23.548								
3	1	3:57.393	37.156	1:30.729	1:49.508	289.1	21:20.941								
4	1	4:02.963	B 36.729	1:29.739	1:56.495	297.0	25:23.904								
5	1	5:49.093	2:18.896	1:37.735	1:52.462	255.8	31:12.997								
6	1	3:58.768	37.348	1:32.003	1:49.417	293.0	35:11.765								
7	1	4:28.239	36.726	1:29.928	2:21.585	293.0	39:40.004								
8	1	4:24.494	1:05.876	1:31.287	1:47.331	290.7	44:04.498								
9	1	3:51.659	36.282	1:29.435	1:45.942	294.6	47:56.157								
10	1	3:51.270	36.209	1:29.059	1:46.002	295.4	51:47.427								
11	1	4:34.809	35.969	1:28.837	2:30.003	295.4	56:22.236								
12	1	9:57.449	1:25.251	4:20.598	4:11.600	80.3	1:06:19.685								
95	United Autosports		McLaren 720S GT3 Evo												
	1.Michael BIRCH		GT3												
	2.Garnet PATTERSON														
1	1	8:03.501	B 2:27.214	2:03.023	3:33.264	207.1	8:03.501								
2	1	10:30.887	6:49.867	1:37.062	2:03.958	290.7	18:34.388								
3	1	4:14.701	39.917	1:34.131	2:00.653	295.4	22:49.089								
4	1	4:16.680	B 39.704	1:32.578	2:04.398	294.6	27:05.769								
5	2	7:18.438	3:30.088	1:39.848	2:08.502	260.7	34:24.207								
6	2	5:34.342	40.053	1:37.426	3:16.863	272.5	39:58.549								
7	2	4:27.576	1:08.035	1:30.808	1:48.733	291.5	44:26.125								



LE MANS CUP



Road to Le Mans 94^e Edition des 24 Heures du Mans Qualifying Session

Sector Analysis

Lap under Red Flag											Invalidated Lap	Personal Best	Session Best	B Crossing the pit lane	
Lap	D	Time	Sector 1	Sector 2	Sector 3	T. Spd	Elapsed	Lap	D	Time	Sector 1	Sector 2	Sector 3	T. Spd	Elapsed
8	2	3:54.747	36.770	1:30.588	1:47.389	293.0	48:20.872	3	1	4:00.768	38.250	1:30.907	1:51.611	292.3	21:18.629
9	2	4:00.459	36.638	1:30.361	1:53.460	293.8	52:21.331	4	1	3:57.905	37.651	1:30.518	1:49.736	294.6	25:16.534
10	2	4:57.044	37.037	1:30.288	2:49.719	292.3	57:18.375	5	1	4:22.095	1:05.780	1:29.868	1:46.447	295.4	29:38.629
11	2	9:48.766	1:26.158	4:22.031	4:00.577	78.4	1:07:07.141	6	1	3:52.158	37.035	1:29.471	1:45.652	297.0	33:30.787
96 Getspeed Mercedes-AMG GT3 Evo 1. Patrick CHARLAIX 2. Marvin KLEIN GT3															
1	1	11:34.129 B	3:49.003	3:39.079	4:06.047	119.9	11:34.129	7	1	4:24.021	36.796	1:28.853	2:18.372	296.2	37:54.808
2	1	7:53.733	3:53.819	1:49.487	2:10.427	247.7	19:27.862	8	1	4:25.028	1:06.309	1:31.079	1:47.640	293.8	42:19.836
3	1	4:31.291	43.289	1:40.195	2:07.807	276.6	23:59.153	9	1	3:57.223	37.591	1:30.864	1:48.768	293.8	46:17.059
4	1	4:35.937 B	42.942	1:40.517	2:12.478	283.9	28:35.090	10	1	3:52.177	36.355	1:29.336	1:46.486	297.9	50:09.236
5	2	6:07.130	2:35.308	1:37.001	1:54.821	265.8	34:42.220	11	1	4:11.607 B	36.953	1:29.350	2:05.304	297.9	54:20.843
6	2	4:31.243	37.226	1:31.473	2:22.544	289.9	39:13.463	12	1	14:36.171 B					1:08:57.014
7	2	4:35.008	1:05.693	1:32.520	1:56.795	289.1	43:48.471								
8	2	3:55.761	36.572	1:31.102	1:48.087	289.9	47:44.232								
9	2	3:54.984	36.332	1:30.595	1:48.057	289.9	51:39.216								
10	2	4:35.506	36.548	1:31.232	2:27.726	287.6	56:14.722								
11	2	9:38.779	1:25.045	4:19.979	3:53.755	80.5	1:05:53.501								
97 CLX Motorsport Ligier JS P325 - Toyota 1. Cédric OLTRAMARE 2. David DROUX LMP3															
1	2	5:17.064 B	1:05.837	1:39.136	2:32.091	257.6	5:17.064								
2	2	12:06.859	8:44.709	1:32.892	1:49.258	285.4	17:23.923								
3	2	3:55.946	37.090	1:29.974	1:48.882	294.6	21:19.869								
4	2	3:54.653	36.735	1:29.874	1:48.044	297.9	25:14.522								
5	2	4:22.722	1:05.334	1:30.047	1:47.341	296.2	29:37.244								
6	2	3:52.327	36.182	1:30.125	1:46.020	297.0	33:29.571								
7	2	4:22.383	36.183	1:29.502	2:16.698	297.0	37:51.954								
8	2	4:21.939	1:05.639	1:29.962	1:46.338	296.2	42:13.893								
9	2	3:52.713	35.992	1:29.580	1:47.141	297.9	46:06.606								
10	2	3:52.198	35.948	1:29.651	1:46.599	297.9	49:58.804								
11	2	3:51.728	36.786	1:29.020	1:45.922	297.0	53:50.532								
12	2	7:01.912	35.935	1:37.649	4:48.328	293.0	1:00:52.444								
98 Motorsport98 Ligier JS P325 - Toyota 1. Eric DE DONCKER 2. Gillian HENRION LMP3 Pro/Am															
1	2	5:12.168 B	1:00.913	1:38.968	2:32.287	246.5	5:12.168								
2	2	12:10.324	8:48.264	1:32.835	1:49.225	258.9	17:22.492								
3	2	3:53.839	36.931	1:29.766	1:47.142	293.8	21:16.331								
4	2	3:56.888	36.707	1:29.721	1:50.460	293.8	25:13.219								
5	2	4:22.251	1:05.511	1:29.819	1:46.921	291.5	29:35.470								
6	2	3:51.293	36.118	1:30.241	1:44.934	291.5	33:26.763								
7	2	4:29.025 B	36.272	1:29.042	2:23.711	291.5	37:55.788								
8	1	6:59.506	3:18.041	1:42.502	1:58.963	254.0	44:55.294								
9	1	4:08.203	39.639	1:34.331	1:54.233	289.9	49:03.497								
10	1	4:06.556	38.210	1:33.697	1:54.649	291.5	53:10.053								
11	1	6:37.521	38.585	1:35.459	4:23.477	268.4	59:47.574								
12	1	9:14.291 B					1:09:01.865								
99 More Motorsport Ligier JS P325 - Toyota 1. Max VAN DER SNEL 2. Tim GERHARDS LMP3															
1	1	5:02.704 B	57.890	1:40.351	2:24.463	245.4	5:02.704								
2	1	12:15.157	8:48.743	1:35.154	1:51.260	262.0	17:17.861								

