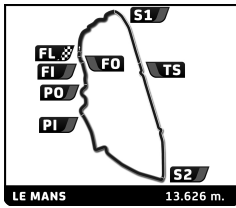


LE MANS CUP



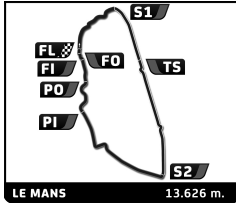
Road to Le Mans
94^e Edition des 24 Heures du Mans
Race

Sector Analysis

| Lap under Red Flag | | | | | | | | | | | Invalidated Lap | | | | | | | | | | | Personal Best | | | | | | | | | | | Session Best | | | | | | | | | | | B Crossing the pit lane | | | | | | | | | | | | | | | | | | | | | | | | | | | | | | | | | | | | | | | | | | | | | | | | | | | | | | | | | | | | | | | | | | | | | | | | | | | | | | | | | | | | | | | | | | | | | | | | | | | | | | | | | | | | | | | | | | | | | | | | | | | | | | | | | | | | | | | | | | | | | | | | | | | | | | | | | | | | | | | | | | | | |
|--|---|----------|----------|----------|----------|----------|---------|----------|----|------|-----------------|----------|----------|----------|-------------|-------|-----------|----------|----------|----------|----------|---------------|-------------|-------|-----------|----------|----------|----------|----------|----------|-------------|-------|--------------|----------|----------|----------|----------|----------|-------------|-------|-------------|----------|--------|-------------------------|----------|----------|-------------|-------|-------------|---------------------|--------|---------------------|----------|----------|-------------|-------|-------------|----------|--------|----------|----------|-----------------|-------------|-------|-------------|----------|--------|---------------------|-------------------|---------------------|-------------|-------|-------------|----------|--------|----------|----------|----------|-------------|-------|-------------|----------|--------|---------------------|----------|----------|---------------------|----------|-------------|-----------|----|----------|----------|----------|----------|-------------|-------------|-----------|----------|----------|----------|----------|----------|-------------|-------|-------------|----------|--------|---------------------|----------|----------|---------------------|-------|-------------|----------|--------|----------|----------|----------|-------------|-------|-------------|----------|--------|----------|----------|----------|-------------|-------|-------------|----------|--------|----------|----------|----------|-------------|-------|-------------|---------------------|--------|---------------------|-------------------|----------|-------------|-------|-------------|----------|--------|----------|----------|----------|-------------|-------|-------------|-----------------|--------|---------------------|-----------------|----------|---------------------|-------|-------------|----------|--------|-----------------|----------|----------|-------------|-------|-------------|----------|--------|----------|----------|--------|-------------|----------|-------|---------------------|--------|---------------------|---------------------|----------|-------------|---------------------|-------|-------------|--------|----------|----------|--------|-------------|----------|-------|-------------|--------|----------|----------|-------|-------------|----|---|----------|---------------|----------|----------|-------|-------------|
| Lap | D | Time | Sector 1 | Sector 2 | Sector 3 | T. Spd | Elapsed | Lap | D | Time | Sector 1 | Sector 2 | Sector 3 | T. Spd | Elapsed | Lap | D | Time | Sector 1 | Sector 2 | Sector 3 | T. Spd | Elapsed | Lap | D | Time | Sector 1 | Sector 2 | Sector 3 | T. Spd | Elapsed | Lap | D | Time | Sector 1 | Sector 2 | Sector 3 | T. Spd | Elapsed | | | | | | | | | | | | | | | | | | | | | | | | | | | | | | | | | | | | | | | | | | | | | | | | | | | | | | | | | | | | | | | | | | | | | | | | | | | | | | | | | | | | | | | | | | | | | | | | | | | | | | | | | | | | | | | | | | | | | | | | | | | | | | | | | | | | | | | | | | | | | | | | | | | | | | | | | | | | | | | | | | | | | | | | | |
| 2 Rinaldi Racing Ligier JS P325 - Toyota 1. Alwise RODELLA LMP3 2. Stylianos Taxiarchis KOLO | | | | | | | | | | | | | | | | | | | | | | | | | | | | | | | | | | | | | | | | | | | | | | | | | | | | | | | | | | | | | | | | | | | | | | | | | | | | | | | | | | | | | | | | | | | | | | | | | | | | | | | | | | | | | | | | | | | | | | | | | | | | | | | | | | | | | | | | | | | | | | | | | | | | | | | | | | | | | | | | | | | | | | | | | | | | | | | | | | | | | | | | | | | | | | | | | | | | | | | | | | | | | | | | |
| 1 | 2 | 4:56.294 | B | 45.089 | 1:33.868 | 2:37.337 | 289.1 | 4:56.294 | 12 | 1 | 7:29.358 | 59.772 | 3:03.974 | 3:25.612 | 1:06:12.330 | 15 | 2 | 7:29.873 | 3:29.823 | 1:37.148 | 2:22.902 | 272.5 | 1:26:37.137 | 16 | 2 | 4:31.316 | 41.097 | 1:31.446 | 2:18.773 | 290.7 | 1:31:08.453 | 17 | 2 | 3:59.995 | 42.267 | 1:30.382 | 1:47.346 | 294.6 | 1:35:08.448 | 18 | 2 | 3:54.867 | 36.491 | 1:31.262 | 1:47.114 | 296.2 | 1:39:03.315 | 19 | 2 | 3:52.424 | 36.474 | 1:30.130 | 1:45.820 | 290.7 | 1:42:55.739 | 20 | 2 | 4:34.799 | 37.147 | 2:11.180 | 1:46.472 | 228.4 | 1:47:30.538 | 21 | 2 | 6:06.869 | 36.364 | 2:34.786 | 2:55.719 | 289.9 | 1:53:37.407 | 22 | 2 | 4:44.796 | 36.630 | 2:21.827 | 1:46.339 | 291.5 | 1:58:22.203 | 23 | 2 | 3:52.910 | 36.279 | 1:29.568 | 1:47.063 | 293.8 | 2:02:15.113 | 24 | 2 | 4:01.083 | B | 36.500 | 1:29.609 | 1:54.974 | 291.5 | 2:06:16.196 | 25 | 2 | 7:49.145 | 3:21.484 | 1:31.637 | 2:56.024 | 290.7 | 2:14:05.341 | 26 | 2 | 3:56.641 | 36.704 | 1:29.853 | 1:50.084 | 296.2 | 2:18:01.982 | 27 | 2 | 4:22.981 | 59.994 | 1:34.271 | 1:48.716 | 290.7 | 2:22:24.963 | 28 | 2 | 4:21.156 | 59.906 | 1:32.729 | 1:48.521 | 292.3 | 2:26:46.119 | 29 | 2 | 4:18.454 | 59.682 | 1:32.607 | 1:46.165 | 290.7 | 2:31:04.573 | 30 | 2 | 3:52.136 | 36.305 | 1:29.816 | 1:46.015 | 290.7 | 2:34:56.709 | 31 | 2 | 3:52.674 | 36.577 | 1:29.929 | 1:46.168 | 290.7 | 2:38:49.383 | 32 | 2 | 3:50.864 | 36.197 | 1:29.342 | 1:45.325 | 292.3 | 2:42:40.247 | 33 | 2 | 3:51.266 | 36.134 | 1:29.221 | 1:45.911 | 292.3 | 2:46:31.513 | 34 | 2 | 3:51.414 | 36.266 | 1:29.385 | 1:45.763 | 295.4 | 2:50:22.927 | 35 | 2 | 3:52.369 | 36.429 | 1:29.790 | 1:46.150 | 290.7 | 2:54:15.296 | 36 | 2 | 3:52.298 | 36.481 | 1:29.839 | 1:45.978 | 290.7 | 2:58:07.594 | 37 | 2 | 3:51.384 | 36.136 | 1:29.563 | 1:45.685 | 290.7 | 3:01:58.978 | 38 | 2 | 3:56.133 | 36.109 | 1:29.691 | 1:50.333 | 291.5 | 3:05:55.111 |
| 4 Nielsen Racing Duqueine D09 - Toyota 1. Jules CARANTA LMP3 2. Mikael PITAMBER | | | | | | | | | | | | | | | | | | | | | | | | | | | | | | | | | | | | | | | | | | | | | | | | | | | | | | | | | | | | | | | | | | | | | | | | | | | | | | | | | | | | | | | | | | | | | | | | | | | | | | | | | | | | | | | | | | | | | | | | | | | | | | | | | | | | | | | | | | | | | | | | | | | | | | | | | | | | | | | | | | | | | | | | | | | | | | | | | | | | | | | | | | | | | | | | | | | | | | | | | | | | | | | | |
| 1 | 1 | 4:14.394 | | 46.937 | 1:33.574 | 1:53.883 | 288.4 | 4:14.394 | 10 | 1 | 4:03.124 | B | 36.949 | 1:30.721 | 1:55.454 | 294.6 | 49:23.139 | 11 | 2 | 9:07.768 | 3:32.023 | 2:02.940 | 3:32.805 | 234.3 | 58:30.907 | 12 | 2 | 7:30.340 | 1:02.162 | 3:03.700 | 3:24.478 | | 1:06:01.247 | 13 | 2 | 7:17.075 | 1:01.288 | 3:00.557 | 3:15.230 | | 1:13:18.322 | 14 | 2 | 5:21.393 | 1:00.608 | 2:05.949 | 2:14.836 | | 1:18:39.715 | 15 | 2 | 4:30.668 | 37.094 | 1:31.132 | 2:22.442 | 289.1 | 1:23:10.383 | 16 | 2 | 4:26.298 | 37.097 | 1:30.671 | 2:18.530 | 292.3 | 1:27:36.681 | 17 | 2 | 4:18.562 | 39.653 | 1:31.452 | 2:07.457 | 288.4 | 1:31:55.243 | 18 | 2 | 3:55.280 | 36.676 | 1:30.057 | 1:48.547 | 292.3 | 1:35:50.523 | 19 | 2 | 3:57.622 | 37.031 | 1:31.875 | 1:48.716 | 292.3 | 1:39:48.145 | 20 | 2 | 3:52.989 | 36.440 | 1:30.412 | 1:46.137 | 288.4 | 1:43:41.134 | 21 | 2 | 4:13.034 | B | 36.513 | 1:39.940 | 1:56.581 | 289.1 | 1:47:54.168 | 22 | 2 | 9:07.863 | 3:27.399 | 2:40.849 | 2:59.615 | 283.1 | 1:57:02.031 | 23 | 2 | 4:02.559 | 40.455 | 1:32.786 | 1:49.318 | 280.2 | 2:01:04.590 | | | | | | | | | | | | | | | | | | | | | | | | | | | | | | | | | | | | | | | | | | | | | | | | | | | | | | | | | | | | | | | | | | | | | | | | | | | | | | | | | | | | | | |
| 3 DKR Engineering Ligier JS P325 - Toyota 1. Antti RAMMO LMP3 Pro/Am 2. Quentin ANTONEL | | | | | | | | | | | | | | | | | | | | | | | | | | | | | | | | | | | | | | | | | | | | | | | | | | | | | | | | | | | | | | | | | | | | | | | | | | | | | | | | | | | | | | | | | | | | | | | | | | | | | | | | | | | | | | | | | | | | | | | | | | | | | | | | | | | | | | | | | | | | | | | | | | | | | | | | | | | | | | | | | | | | | | | | | | | | | | | | | | | | | | | | | | | | | | | | | | | | | | | | | | | | | | | | |
| 1 | 1 | 4:24.667 | | 50.463 | 1:35.745 | 1:58.459 | 271.8 | 4:24.667 | 1 | 1 | 4:14.394 | | 46.937 | 1:33.574 | 1:53.883 | 288.4 | 4:14.394 | 2 | 1 | 8:48.810 | 1:25.574 | 4:22.930 | 3:00.306 | | 13:03.204 | 3 | 1 | 5:45.698 | 38.828 | 1:31.905 | 3:34.965 | 286.9 | 18:48.902 | 4 | 1 | 3:55.639 | 37.453 | 1:30.807 | 1:47.379 | 289.1 | 22:44.541 | 5 | 1 | 3:55.679 | 36.858 | 1:31.176 | 1:47.645 | 290.7 | 26:40.220 | 6 | 1 | 4:15.197 | 37.073 | 1:30.513 | 2:07.611 | 292.3 | 30:55.417 | 7 | 1 | 3:55.335 | 37.005 | 1:29.943 | 1:48.387 | 291.5 | 34:50.752 | 8 | 1 | 4:57.027 | 36.898 | 2:33.066 | 1:47.063 | 293.0 | 39:47.779 | 9 | 1 | 5:32.236 | 1:00.315 | 2:44.244 | 1:47.677 | | 45:20.015 | 10 | 1 | 4:03.124 | B | 36.949 | 1:30.721 | 1:55.454 | 294.6 | 49:23.139 | 11 | 2 | 9:07.768 | 3:32.023 | 2:02.940 | 3:32.805 | 234.3 | 58:30.907 | 12 | 2 | 7:30.340 | 1:02.162 | 3:03.700 | 3:24.478 | | 1:06:01.247 | 13 | 2 | 7:17.075 | 1:01.288 | 3:00.557 | 3:15.230 | | 1:13:18.322 | 14 | 2 | 5:21.393 | 1:00.608 | 2:05.949 | 2:14.836 | | 1:18:39.715 | 15 | 2 | 4:30.668 | 37.094 | 1:31.132 | 2:22.442 | 289.1 | 1:23:10.383 | 16 | 2 | 4:26.298 | 37.097 | 1:30.671 | 2:18.530 | 292.3 | 1:27:36.681 | 17 | 2 | 4:18.562 | 39.653 | 1:31.452 | 2:07.457 | 288.4 | 1:31:55.243 | 18 | 2 | 3:55.280 | 36.676 | 1:30.057 | 1:48.547 | 292.3 | 1:35:50.523 | 19 | 2 | 3:57.622 | 37.031 | 1:31.875 | 1:48.716 | 292.3 | 1:39:48.145 | 20 | 2 | 3:52.989 | 36.440 | 1:30.412 | 1:46.137 | 288.4 | 1:43:41.134 | 21 | 2 | 4:13.034 | B | 36.513 | 1:39.940 | 1:56.581 | 289.1 | 1:47:54.168 | 22 | 2 | 9:07.863 | 3:27.399 | 2:40.849 | 2:59.615 | 283.1 | 1:57:02.031 | 23 | 2 | 4:02.559 | 40.455 | 1:32.786 | 1:49.318 | 280.2 | 2:01:04.590 | | | | | | | | | | | | | |



LE MANS CUP



Road to Le Mans
94^e Edition des 24 Heures du Mans
Race

Sector Analysis

Lap under Red Flag Invalidated Lap Personal Best Session Best B Crossing the pit lane

| Lap | D | Time | Sector 1 | Sector 2 | Sector 3 | T. Spd | Elapsed | Lap | D | Time | Sector 1 | Sector 2 | Sector 3 | T. Spd | Elapsed |
|-----|---|------------|----------|----------|----------|--------|-------------|-----|---|----------|----------|----------|----------|--------|-------------|
| 24 | 2 | 3:54.959 | 36.749 | 1:31.254 | 1:46.956 | 286.9 | 2:04:59.549 | 36 | 2 | 3:51.200 | 36.501 | 1:29.477 | 1:45.222 | 295.4 | 2:57:46.885 |
| 25 | 2 | 4:14.075 | 56.194 | 1:31.129 | 1:46.752 | 286.9 | 2:09:13.624 | 37 | 2 | 3:51.277 | 36.284 | 1:29.086 | 1:45.907 | 297.9 | 3:01:38.162 |
| 26 | 2 | 5:05.313 | 37.871 | 1:31.059 | 2:56.383 | 286.9 | 2:14:18.937 | 38 | 2 | 3:57.665 | 36.308 | 1:29.262 | 1:52.095 | 297.0 | 3:05:35.827 |
| 27 | 2 | 4:04.472 B | 36.990 | 1:31.184 | 1:56.298 | 289.9 | 2:18:23.409 | | | | | | | | |
| 28 | 1 | 7:16.082 | 3:49.307 | 1:38.002 | 1:48.773 | 275.2 | 2:25:39.491 | | | | | | | | |
| 29 | 1 | 4:21.803 | 1:00.620 | 1:34.509 | 1:46.674 | 282.4 | 2:30:01.294 | | | | | | | | |
| 30 | 1 | 3:55.839 | 36.551 | 1:32.357 | 1:46.931 | 284.6 | 2:33:57.133 | | | | | | | | |
| 31 | 1 | 3:53.497 | 36.408 | 1:30.640 | 1:46.449 | 285.4 | 2:37:50.630 | | | | | | | | |
| 32 | 1 | 3:53.479 | 36.439 | 1:30.912 | 1:46.128 | 286.9 | 2:41:44.109 | | | | | | | | |
| 33 | 1 | 3:53.133 | 36.349 | 1:30.200 | 1:46.584 | 286.9 | 2:45:37.242 | | | | | | | | |
| 34 | 1 | 3:52.704 | 36.668 | 1:30.338 | 1:45.698 | 287.6 | 2:49:29.946 | | | | | | | | |
| 35 | 1 | 3:53.027 | 36.439 | 1:30.605 | 1:45.983 | 287.6 | 2:53:22.973 | | | | | | | | |
| 36 | 1 | 3:51.954 | 36.350 | 1:30.199 | 1:45.405 | 286.1 | 2:57:14.927 | | | | | | | | |
| 37 | 1 | 3:51.648 | 36.266 | 1:30.127 | 1:45.255 | 286.9 | 3:01:06.575 | | | | | | | | |
| 38 | 1 | 4:03.697 | 36.184 | 1:31.293 | 1:56.220 | 287.6 | 3:05:10.272 | | | | | | | | |

5 **23Events Racing** Ligier JS P325 - Toyota LMP3
1. Isaac BARASHI
2. Matteo Franco SEGRE

| | | | | | | | |
|----|---|------------|----------|----------|----------|-------|-------------|
| 1 | 1 | 4:49.025 | 41.599 | 1:33.432 | 2:33.994 | 293.8 | 4:49.025 |
| 2 | 1 | 8:36.248 | 1:25.575 | 4:21.879 | 2:48.794 | | 13:25.273 |
| 3 | 1 | 6:00.423 | 39.161 | 1:32.801 | 3:48.461 | 284.6 | 19:25.696 |
| 4 | 1 | 4:02.692 | 39.773 | 1:32.764 | 1:50.155 | 293.8 | 23:28.388 |
| 5 | 1 | 3:59.137 | 37.484 | 1:31.604 | 1:50.049 | 292.3 | 27:27.525 |
| 6 | 1 | 3:58.110 | 37.600 | 1:32.299 | 1:48.211 | 296.2 | 31:25.635 |
| 7 | 1 | 3:58.833 | 37.481 | 1:30.435 | 1:50.917 | 297.0 | 35:24.468 |
| 8 | 1 | 5:12.769 B | 37.500 | 2:36.206 | 1:59.063 | 294.6 | 40:37.237 |
| 9 | 1 | 7:17.786 | 3:45.395 | 1:42.436 | 1:49.955 | 288.4 | 47:55.023 |
| 10 | 1 | 5:19.775 | 40.973 | 2:45.028 | 1:53.774 | | 53:14.798 |
| 11 | 1 | 5:29.526 | 42.272 | 1:44.433 | 3:02.821 | 214.0 | 58:44.324 |
| 12 | 1 | 7:29.012 | 59.152 | 3:04.137 | 3:25.723 | | 1:06:13.336 |
| 13 | 1 | 7:16.274 | 58.089 | 3:04.391 | 3:13.794 | 126.3 | 1:13:29.610 |
| 14 | 1 | 5:25.346 | 57.751 | 2:03.456 | 2:24.139 | 127.2 | 1:18:54.956 |
| 15 | 1 | 4:31.676 | 37.259 | 1:31.133 | 2:23.284 | 293.0 | 1:23:26.632 |
| 16 | 1 | 4:28.218 | 38.757 | 1:31.189 | 2:18.272 | 291.5 | 1:27:54.850 |
| 17 | 1 | 4:14.549 B | 40.626 | 1:30.685 | 2:03.238 | 292.3 | 1:32:09.399 |
| 18 | 2 | 6:59.631 | 3:31.150 | 1:35.925 | 1:52.556 | 275.9 | 1:39:09.030 |
| 19 | 2 | 3:55.432 | 37.738 | 1:30.778 | 1:46.916 | 291.5 | 1:43:04.462 |
| 20 | 2 | 4:32.242 | 36.738 | 2:06.148 | 1:49.356 | 220.5 | 1:47:36.704 |
| 21 | 2 | 6:09.327 | 37.240 | 2:35.043 | 2:57.044 | 291.5 | 1:53:46.031 |
| 22 | 2 | 4:43.345 | 36.798 | 2:17.337 | 1:49.210 | 292.3 | 1:58:29.376 |
| 23 | 2 | 3:56.274 | 37.878 | 1:29.827 | 1:48.569 | 296.2 | 2:02:25.650 |
| 24 | 2 | 3:58.253 | 37.801 | 1:30.977 | 1:49.475 | 293.0 | 2:06:23.903 |
| 25 | 2 | 4:31.096 B | 1:04.729 | 1:30.606 | 1:55.761 | 292.3 | 2:10:54.999 |
| 26 | 2 | 6:55.940 | 3:35.084 | 1:33.088 | 1:47.768 | 282.4 | 2:17:50.939 |
| 27 | 2 | 4:18.598 | 59.705 | 1:32.503 | 1:46.390 | 290.7 | 2:22:09.537 |
| 28 | 2 | 4:17.937 | 59.518 | 1:32.697 | 1:45.722 | 293.8 | 2:26:27.474 |
| 29 | 2 | 4:16.920 | 59.184 | 1:32.431 | 1:45.305 | 290.7 | 2:30:44.394 |
| 30 | 2 | 3:52.087 | 35.855 | 1:30.016 | 1:46.216 | 293.8 | 2:34:36.481 |
| 31 | 2 | 3:51.964 | 36.566 | 1:29.939 | 1:45.459 | 294.6 | 2:38:28.445 |
| 32 | 2 | 3:51.499 | 36.716 | 1:29.448 | 1:45.335 | 296.2 | 2:42:19.944 |
| 33 | 2 | 3:51.178 | 36.295 | 1:29.465 | 1:45.418 | 295.4 | 2:46:11.122 |
| 34 | 2 | 3:51.520 | 36.435 | 1:29.431 | 1:45.654 | 295.4 | 2:50:02.642 |
| 35 | 2 | 3:53.043 | 36.249 | 1:29.833 | 1:46.961 | 296.2 | 2:53:55.685 |

6 **ANS Motorsport** Ligier JS P325 - Toyota LMP3
1. Mikkel KRISTENSEN ILLAN
2. Arthur PAVIE

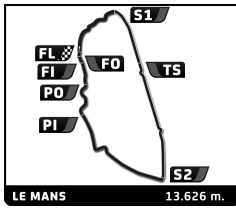
| | | | | | | | |
|----|---|------------|----------|----------|----------|-------|-------------|
| 1 | 2 | 4:32.120 | 51.241 | 1:38.225 | 2:02.654 | 254.6 | 4:32.120 |
| 2 | 2 | 8:45.138 | 1:25.909 | 4:25.127 | 2:54.102 | | 13:17.258 |
| 3 | 2 | 5:55.839 | 39.344 | 1:34.197 | 3:42.298 | 292.3 | 19:13.097 |
| 4 | 2 | 4:01.311 | 38.309 | 1:32.821 | 1:50.181 | 293.8 | 23:14.408 |
| 5 | 2 | 4:02.656 | 38.051 | 1:32.770 | 1:51.835 | 290.7 | 27:17.064 |
| 6 | 2 | 4:00.494 | 39.486 | 1:31.521 | 1:49.487 | 295.4 | 31:17.558 |
| 7 | 2 | 3:58.823 | 37.513 | 1:31.871 | 1:49.439 | 292.3 | 35:16.381 |
| 8 | 2 | 5:13.023 B | 37.727 | 2:36.530 | 1:58.766 | 290.7 | 40:29.404 |
| 9 | 2 | 7:26.090 | 3:47.498 | 1:47.657 | 1:50.935 | 280.2 | 47:55.494 |
| 10 | 2 | 5:22.164 | 41.064 | 2:45.412 | 1:55.688 | | 53:17.658 |
| 11 | 2 | 5:28.904 | 45.507 | 1:42.232 | 3:01.165 | 268.4 | 58:46.562 |
| 12 | 2 | 7:27.537 | 57.640 | 3:04.619 | 3:25.278 | | 1:06:14.099 |
| 13 | 2 | 7:16.306 | 58.061 | 3:04.584 | 3:13.661 | | 1:13:30.405 |
| 14 | 2 | 5:29.866 | 57.587 | 2:04.064 | 2:28.215 | 126.9 | 1:19:00.271 |
| 15 | 2 | 4:31.237 | 38.111 | 1:32.467 | 2:20.659 | 289.9 | 1:23:31.508 |
| 16 | 2 | 4:39.016 B | 39.185 | 1:35.025 | 2:24.806 | 290.7 | 1:28:10.524 |
| 17 | 1 | 6:55.262 | 3:28.195 | 1:35.992 | 1:51.075 | 278.8 | 1:35:05.786 |
| 18 | 1 | 4:00.916 | 38.663 | 1:32.699 | 1:49.554 | 287.6 | 1:39:06.702 |
| 19 | 1 | 3:55.312 | 37.368 | 1:30.777 | 1:47.167 | 293.0 | 1:43:02.014 |
| 20 | 1 | 4:35.219 | 37.987 | 2:06.972 | 1:50.260 | 252.8 | 1:47:37.233 |
| 21 | 1 | 6:09.407 | 37.863 | 2:35.199 | 2:56.345 | 289.9 | 1:53:46.640 |
| 22 | 1 | 4:43.771 | 37.131 | 2:17.000 | 1:49.640 | 291.5 | 1:58:30.411 |
| 23 | 1 | 3:56.307 | 37.247 | 1:31.520 | 1:47.540 | 271.8 | 2:02:26.718 |
| 24 | 1 | 3:58.015 | 37.312 | 1:31.118 | 1:49.585 | 293.0 | 2:06:24.733 |
| 25 | 1 | 4:25.687 | 1:05.406 | 1:31.030 | 1:49.251 | 293.8 | 2:10:50.420 |
| 26 | 1 | 4:48.357 | 1:07.483 | 1:31.324 | 2:09.550 | 289.9 | 2:15:38.777 |
| 27 | 1 | 3:56.021 | 36.826 | 1:30.884 | 1:48.311 | 293.8 | 2:19:34.798 |
| 28 | 1 | 4:20.371 | 59.399 | 1:33.505 | 1:47.467 | 287.6 | 2:23:55.169 |
| 29 | 1 | 4:29.532 B | 59.291 | 1:34.168 | 1:56.073 | 289.1 | 2:28:24.701 |
| 30 | 1 | 6:42.455 | 3:22.936 | 1:31.745 | 1:47.774 | 286.1 | 2:35:07.156 |
| 31 | 1 | 3:54.879 | 37.044 | 1:30.795 | 1:47.040 | 291.5 | 2:39:02.035 |
| 32 | 1 | 3:54.814 | 36.727 | 1:30.365 | 1:47.722 | 296.2 | 2:42:56.849 |
| 33 | 1 | 3:56.672 | 36.835 | 1:30.783 | 1:49.054 | 295.4 | 2:46:53.521 |
| 34 | 1 | 3:54.768 | 36.887 | 1:30.361 | 1:47.520 | 293.8 | 2:50:48.289 |
| 35 | 1 | 3:55.704 | 36.833 | 1:31.074 | 1:47.797 | 292.3 | 2:54:43.993 |
| 36 | 1 | 3:59.483 | 37.612 | 1:32.372 | 1:49.499 | 293.0 | 2:58:43.476 |
| 37 | 1 | 4:29.441 B | 37.320 | 1:30.644 | 2:21.477 | 296.2 | 3:03:12.917 |

7 **Nielsen Racing** Duqueine D09 - Toyota LMP3
1. Alfie BRIGGS
2. Gael JULIEN

| | | | | | | | |
|---|---|----------|----------|----------|----------|-------|-----------|
| 1 | 2 | 4:06.730 | 42.380 | 1:33.004 | 1:51.346 | 268.4 | 4:06.730 |
| 2 | 2 | 8:48.425 | 1:25.187 | 4:22.582 | 3:00.656 | | 12:55.155 |
| 3 | 2 | 5:46.418 | 38.479 | 1:32.312 | 3:35.627 | 288.4 | 18:41.573 |
| 4 | 2 | 4:00.157 | 37.643 | 1:31.318 | 1:51.196 | 287.6 | 22:41.730 |
| 5 | 2 | 3:55.837 | 36.892 | 1:31.694 | 1:47.251 | 292.3 | 26:37.567 |
| 6 | 2 | 4:14.912 | 36.957 | 1:30.862 | 2:07.093 | 286.1 | 30:52.479 |
| 7 | 2 | 3:54.949 | 36.777 | 1:30.487 | 1:47.685 | 287.6 | 34:47.428 |



LE MANS CUP



Road to Le Mans
94^e Edition des 24 Heures du Mans
Race

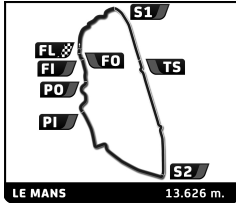
Sector Analysis

Lap under Red Flag Invalidated Lap Personal Best Session Best B Crossing the pit lane

| Lap | D | Time | Sector 1 | Sector 2 | Sector 3 | T. Spd | Elapsed | Lap | D | Time | Sector 1 | Sector 2 | Sector 3 | T. Spd | Elapsed | | |
|---|---|----------|----------|----------|----------|----------|-------------|--|----------|----------|----------|----------|----------|-------------|-------------|-------------|-----------|
| 8 | 2 | 4:54.495 | 36.947 | 2:29.697 | 1:47.851 | 287.6 | 39:41.923 | 21 | 2 | 4:10.609 | 36.795 | 1:37.496 | 1:56.318 | 278.8 | 1:47:56.612 | | |
| 9 | 2 | 5:40.431 | B | 59.819 | 2:44.197 | 1:56.415 | 45:22.354 | 22 | 1 | 9:06.062 | 3:27.123 | 2:39.801 | 2:59.138 | 260.1 | 1:57:02.674 | | |
| 10 | 2 | 4:29.105 | B | 1:01.640 | 1:31.017 | 1:56.448 | 49:51.459 | 23 | 1 | 3:57.506 | 37.709 | 1:31.537 | 1:48.260 | 287.6 | 2:01:00.180 | | |
| 11 | 1 | 8:41.490 | 3:33.224 | 1:46.970 | 3:21.296 | 225.1 | 58:32.949 | 24 | 1 | 3:54.591 | 36.892 | 1:30.626 | 1:47.073 | 288.4 | 2:04:54.771 | | |
| 12 | 1 | 7:30.301 | 1:02.349 | 3:03.890 | 3:24.062 | 122.3 | 1:06:03.250 | 25 | 1 | 4:08.354 | 51.291 | 1:30.622 | 1:46.441 | 289.9 | 2:09:03.125 | | |
| 13 | 1 | 7:19.483 | B | 1:00.820 | 3:01.481 | 3:17.182 | 121.2 | 1:13:22.733 | 26 | 1 | 5:03.891 | 36.805 | 1:30.975 | 2:56.111 | 294.6 | 2:14:07.016 | |
| 14 | 1 | 7:24.595 | 3:25.423 | 1:35.231 | 2:23.941 | 286.1 | 1:20:47.328 | 27 | 1 | 3:55.276 | 36.639 | 1:29.628 | 1:49.009 | 293.8 | 2:18:02.292 | | |
| 15 | 1 | 4:07.657 | 37.642 | 1:32.211 | 1:57.804 | 289.1 | 1:24:54.985 | 28 | 1 | 4:21.905 | 1:00.385 | 1:32.932 | 1:48.588 | 293.0 | 2:22:24.197 | | |
| 16 | 1 | 4:32.381 | 37.449 | 1:31.214 | 2:23.718 | 289.9 | 1:29:27.366 | 29 | 1 | 4:29.175 | B | 59.862 | 1:32.592 | 1:56.721 | 291.5 | 2:26:53.372 | |
| 17 | 1 | 4:02.379 | 40.938 | 1:31.141 | 1:50.300 | 289.1 | 1:33:29.745 | 30 | 2 | 6:43.317 | 3:22.065 | 1:32.362 | 1:48.890 | 286.1 | 2:33:36.689 | | |
| 18 | 1 | 3:55.256 | 36.981 | 1:30.784 | 1:47.491 | 289.9 | 1:37:25.001 | 31 | 2 | 3:58.409 | 37.106 | 1:32.260 | 1:49.043 | 289.1 | 2:37:35.098 | | |
| 19 | 1 | 3:54.936 | 37.078 | 1:30.457 | 1:47.401 | 290.7 | 1:41:19.937 | 32 | 2 | 3:59.490 | 37.327 | 1:31.634 | 1:50.529 | 290.7 | 2:41:34.588 | | |
| 20 | 1 | 3:55.479 | 36.883 | 1:30.593 | 1:48.003 | 294.6 | 1:45:15.416 | 33 | 2 | 3:57.057 | 37.081 | 1:31.117 | 1:48.859 | 289.1 | 2:45:31.645 | | |
| 21 | 1 | 4:11.269 | B | 36.978 | 1:30.629 | 2:03.662 | 290.7 | 1:49:26.685 | 34 | 2 | 3:56.526 | 37.006 | 1:31.549 | 1:47.971 | 289.1 | 2:49:28.171 | |
| 22 | 1 | 8:20.217 | 3:26.920 | 2:39.057 | 2:14.240 | 260.1 | 1:57:46.902 | 35 | 2 | 3:56.618 | 36.969 | 1:31.553 | 1:48.096 | 288.4 | 2:53:24.789 | | |
| 23 | 1 | 4:01.292 | 39.426 | 1:31.883 | 1:49.983 | 293.8 | 2:01:48.194 | 36 | 2 | 3:54.402 | 36.907 | 1:30.680 | 1:46.815 | 290.7 | 2:57:19.191 | | |
| 24 | 1 | 3:58.264 | 37.569 | 1:31.283 | 1:49.412 | 289.1 | 2:05:46.458 | 37 | 2 | 3:55.960 | 37.021 | 1:31.367 | 1:47.572 | 289.9 | 3:01:15.151 | | |
| 25 | 1 | 4:26.016 | 1:05.271 | 1:31.529 | 1:49.216 | 287.6 | 2:10:12.474 | 38 | 2 | 4:02.602 | 36.661 | 1:31.793 | 1:54.148 | 289.9 | 3:05:17.753 | | |
| 26 | 1 | 5:14.149 | 1:05.046 | 1:31.424 | 2:37.679 | 288.4 | 2:15:26.623 | <div style="border: 1px solid black; padding: 5px;"> 9 ANS Motorsport 1. Louis IGLESIAS 2. Maxwell DODDS Ligier JS P325 - Toyota LMP3 </div> | | | | | | | | | |
| 27 | 1 | 4:03.895 | B | 38.934 | 1:30.507 | 1:54.454 | 292.3 | | | | | | | | 2:19:30.518 | | |
| 28 | 2 | 7:06.374 | 3:43.876 | 1:34.542 | 1:47.956 | 283.1 | 2:26:36.892 | 1 | 2 | 4:15.665 | 47.970 | 1:33.058 | 1:54.637 | 295.4 | 4:15.665 | | |
| 29 | 2 | 4:20.544 | 59.708 | 1:33.749 | 1:47.087 | 283.1 | 2:30:57.436 | 2 | 2 | 8:47.951 | 1:25.505 | 4:22.770 | 2:59.676 | | 13:03.616 | | |
| 30 | 2 | 4:04.166 | B | 36.868 | 1:31.075 | 1:56.223 | 288.4 | 2:35:01.602 | 3 | 2 | 5:55.405 | B | 39.394 | 1:32.307 | 3:43.704 | 293.0 | 18:59.021 |
| 31 | 2 | 4:22.540 | 1:05.105 | 1:30.265 | 1:47.170 | 292.3 | 2:39:24.142 | 4 | 2 | 6:42.907 | 3:22.576 | 1:31.580 | 1:48.751 | 291.5 | 25:41.928 | | |
| 32 | 2 | 3:53.865 | 36.981 | 1:30.364 | 1:46.520 | 290.7 | 2:43:18.007 | 5 | 2 | 4:16.852 | 37.157 | 1:30.928 | 2:08.767 | 295.4 | 29:58.780 | | |
| 33 | 2 | 3:53.604 | 36.843 | 1:30.196 | 1:46.565 | 288.4 | 2:47:11.611 | 6 | 2 | 3:54.325 | 36.721 | 1:31.003 | 1:46.601 | 290.7 | 33:53.105 | | |
| 34 | 2 | 3:52.563 | 36.674 | 1:29.773 | 1:46.116 | 290.7 | 2:51:04.174 | 7 | 2 | 3:53.555 | 36.629 | 1:30.497 | 1:46.429 | 290.7 | 37:46.660 | | |
| 35 | 2 | 3:52.181 | 36.666 | 1:29.784 | 1:45.731 | 290.7 | 2:54:56.355 | 8 | 2 | 3:54.403 | 36.642 | 1:30.549 | 1:47.212 | 292.3 | 41:41.063 | | |
| 36 | 2 | 3:52.242 | 36.305 | 1:29.244 | 1:46.693 | 291.5 | 2:58:48.597 | 9 | 2 | 5:31.047 | 1:00.336 | 2:44.141 | 1:46.570 | | 47:12.110 | | |
| 37 | 2 | 3:55.778 | 36.901 | 1:29.604 | 1:49.273 | 296.2 | 3:02:44.375 | 10 | 2 | 5:09.510 | 38.962 | 2:44.205 | 1:46.343 | | 52:21.620 | | |
| <div style="border: 1px solid black; padding: 5px;"> 8 BWT Muecke Motorsport 1. Mattis PLUSCHKELL 2. Maksymilian ANGELARD Duqueine D09 - Toyota LMP3 </div> | | | | | | | 11 | 2 | 6:09.982 | 36.976 | 2:00.180 | 3:32.826 | 231.8 | 58:31.602 | | | |
| | | | | | | | 12 | 2 | 7:30.117 | 1:02.193 | 3:03.714 | 3:24.210 | | 1:06:01.719 | | | |
| 1 | 1 | 4:12.612 | 45.716 | 1:33.937 | 1:52.959 | 290.7 | 4:12.612 | 13 | 2 | 7:17.034 | 1:01.246 | 3:00.839 | 3:14.949 | | 1:13:18.753 | | |
| 2 | 1 | 8:48.095 | 1:26.011 | 4:23.053 | 2:59.031 | | 13:00.707 | 14 | 2 | 5:25.303 | 1:00.643 | 2:05.767 | 2:18.893 | | 1:18:44.056 | | |
| 3 | 1 | 5:46.063 | 37.960 | 1:32.311 | 3:35.792 | 287.6 | 18:46.770 | 15 | 2 | 4:31.359 | 37.292 | 1:30.967 | 2:23.100 | 294.6 | 1:23:15.415 | | |
| 4 | 1 | 3:56.563 | 37.153 | 1:31.285 | 1:48.125 | 289.9 | 22:43.333 | 16 | 2 | 4:27.928 | B | 37.062 | 1:30.085 | 2:20.781 | 293.0 | 1:27:43.343 | |
| 5 | 1 | 3:56.612 | 36.931 | 1:31.034 | 1:48.647 | 295.4 | 26:39.945 | 17 | 1 | 6:56.703 | 3:31.716 | 1:35.418 | 1:49.569 | 277.3 | 1:34:40.046 | | |
| 6 | 1 | 4:14.738 | 36.723 | 1:30.733 | 2:07.282 | 293.8 | 30:54.683 | 18 | 1 | 3:54.328 | 37.002 | 1:30.919 | 1:46.407 | 289.9 | 1:38:34.374 | | |
| 7 | 1 | 3:55.790 | 36.936 | 1:30.215 | 1:48.639 | 291.5 | 34:50.473 | 19 | 1 | 3:51.468 | 36.451 | 1:29.643 | 1:45.374 | 291.5 | 1:42:25.842 | | |
| 8 | 1 | 4:56.466 | 36.525 | 2:32.733 | 1:47.208 | 291.5 | 39:46.939 | 20 | 1 | 4:49.819 | 36.127 | 2:27.516 | 1:46.176 | 292.3 | 1:47:15.661 | | |
| 9 | 1 | 5:32.836 | 59.945 | 2:44.869 | 1:48.022 | | 45:19.775 | 21 | 1 | 6:06.304 | 36.468 | 2:34.528 | 2:55.308 | 290.7 | 1:53:21.965 | | |
| 10 | 1 | 4:04.575 | B | 36.673 | 1:31.673 | 1:56.229 | 49:24.350 | 22 | 1 | 4:55.531 | 36.560 | 2:29.709 | 1:49.262 | 290.7 | 1:58:17.496 | | |
| 11 | 2 | 9:05.931 | 3:22.032 | 2:11.000 | 3:32.899 | 199.1 | 58:30.281 | 23 | 1 | 3:51.115 | 36.174 | 1:29.675 | 1:45.266 | 290.7 | 2:02:08.611 | | |
| 12 | 2 | 7:30.552 | 1:02.297 | 3:03.583 | 3:24.672 | | 1:06:00.833 | 24 | 1 | 3:51.997 | 36.183 | 1:29.308 | 1:46.506 | 292.3 | 2:06:00.608 | | |
| 13 | 2 | 7:16.802 | 1:01.186 | 3:00.243 | 3:15.373 | | 1:13:17.635 | 25 | 1 | 4:20.199 | 1:04.646 | 1:29.544 | 1:46.009 | 292.3 | 2:10:20.807 | | |
| 14 | 2 | 5:24.569 | 1:00.962 | 2:06.725 | 2:16.882 | | 1:18:42.204 | 26 | 1 | 5:06.316 | 1:04.548 | 1:29.179 | 2:32.589 | 293.8 | 2:15:27.123 | | |
| 15 | 2 | 4:32.731 | 37.888 | 1:31.852 | 2:22.991 | 286.1 | 1:23:14.935 | 27 | 1 | 3:52.578 | 37.322 | 1:29.060 | 1:46.196 | 293.8 | 2:19:19.701 | | |
| 16 | 2 | 4:30.256 | 37.306 | 1:31.447 | 2:21.503 | 290.7 | 1:27:45.191 | 28 | 1 | 4:15.485 | 59.249 | 1:32.065 | 1:44.171 | 288.4 | 2:23:35.186 | | |
| 17 | 2 | 4:11.617 | 40.099 | 1:31.157 | 2:00.361 | 293.0 | 1:31:56.808 | 29 | 1 | 4:14.601 | 59.014 | 1:31.786 | 1:43.801 | 288.4 | 2:27:49.787 | | |
| 18 | 2 | 3:56.164 | 37.709 | 1:31.073 | 1:47.382 | 294.6 | 1:35:52.972 | 30 | 1 | 4:16.935 | B | 53.150 | 1:29.487 | 1:54.298 | 292.3 | 2:32:06.722 | |
| 19 | 2 | 3:57.166 | 37.412 | 1:30.248 | 1:49.506 | 297.0 | 1:39:50.138 | 31 | 1 | 6:53.729 | 3:35.390 | 1:31.566 | 1:46.773 | 292.3 | 2:39:00.451 | | |
| 20 | 2 | 3:55.865 | 37.712 | 1:30.672 | 1:47.481 | 294.6 | 1:43:46.003 | 32 | 1 | 3:51.200 | 36.635 | 1:29.944 | 1:44.621 | 290.7 | 2:42:51.651 | | |



LE MANS CUP



Road to Le Mans
94^e Edition des 24 Heures du Mans
Race

Sector Analysis

Lap under Red Flag Invalidated Lap Personal Best Session Best Crossing the pit lane

| Lap | D | Time | Sector 1 | Sector 2 | Sector 3 | T. Spd | Elapsed | Lap | D | Time | Sector 1 | Sector 2 | Sector 3 | T. Spd | Elapsed |
|-----|---|-----------------|---------------|-----------------|----------|--------|-------------|-----|---|----------|----------|----------|----------|--------|-----------|
| 33 | 1 | 3:49.760 | 36.034 | 1:29.087 | 1:44.639 | 294.6 | 2:46:41.411 | 5 | 1 | 4:35.015 | 38.187 | 1:32.835 | 2:23.993 | 286.9 | 30:47.924 |
| 34 | 1 | 3:49.492 | 35.939 | 1:29.039 | 1:44.514 | 293.0 | 2:50:30.903 | 6 | 1 | 4:02.363 | 38.192 | 1:32.882 | 1:51.289 | 288.4 | 34:50.287 |
| 35 | 1 | 3:49.289 | 35.954 | 1:29.266 | 1:44.069 | 293.0 | 2:54:20.192 | 7 | 1 | 5:04.803 | 38.646 | 2:34.277 | 1:51.880 | 286.1 | 39:55.090 |
| 36 | 1 | 3:50.579 | 36.066 | 1:28.866 | 1:45.647 | 293.8 | 2:58:10.771 | 8 | 1 | 5:36.392 | 1:00.073 | 2:44.791 | 1:51.528 | | 45:31.482 |
| 37 | 1 | 3:50.851 | 37.250 | 1:29.038 | 1:44.563 | 295.4 | 3:02:01.622 | 9 | 1 | 4:01.851 | 37.848 | 1:32.629 | 1:51.374 | 285.4 | 49:33.333 |
| 38 | 1 | 3:52.311 | 35.811 | 1:28.598 | 1:47.902 | 294.6 | 3:05:53.933 | 10 | 1 | 5:38.511 | 38.350 | 2:32.018 | 2:28.143 | | 55:11.844 |

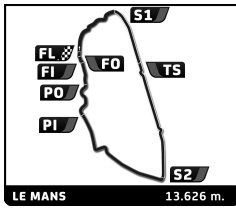
| 10 | | Racing Spirit of Leman | | | | | Aston Martin Vantage AMR GT3 Evo | | | | | | | | |
|----|---|------------------------|-------------------|-----------------|-----------------|----------|----------------------------------|-------------|--|--|--|--|--|--|--|
| | | 1. Philipp SAGER | | | | | GT3 | | | | | | | | |
| | | 2. Valentin HASSE CLOT | | | | | | | | | | | | | |
| 1 | 1 | 4:43.400 | 58.186 | 1:36.918 | 2:08.296 | 294.6 | 4:43.400 | | | | | | | | |
| 2 | 1 | 8:42.714 | 1:25.679 | 4:25.155 | 2:51.880 | | 13:26.114 | | | | | | | | |
| 3 | 1 | 6:02.324 | 40.002 | 1:34.301 | 3:48.021 | 292.3 | 19:28.438 | | | | | | | | |
| 4 | 1 | 4:09.742 | 40.330 | 1:33.721 | 1:55.691 | 295.4 | 23:38.180 | | | | | | | | |
| 5 | 1 | 4:07.507 | 39.656 | 1:33.403 | 1:54.448 | 293.0 | 27:45.687 | | | | | | | | |
| 6 | 1 | 4:03.490 | 38.797 | 1:32.015 | 1:52.678 | 294.6 | 31:49.177 | | | | | | | | |
| 7 | 1 | 4:05.763 | 38.553 | 1:33.508 | 1:53.702 | 293.0 | 35:54.940 | | | | | | | | |
| 8 | 1 | 5:07.309 | B | 38.570 | 2:26.105 | 2:02.634 | 289.1 | 41:02.249 | | | | | | | |
| 9 | 1 | 7:11.262 | 3:38.460 | 1:38.250 | 1:54.552 | 289.1 | 48:13.511 | | | | | | | | |
| 10 | 1 | 5:21.009 | 40.126 | 2:43.074 | 1:57.809 | | 53:34.520 | | | | | | | | |
| 11 | 1 | 7:39.547 | 59.039 | 3:02.818 | 3:37.690 | | 1:01:14.067 | | | | | | | | |
| 12 | 1 | 7:15.312 | 1:01.126 | 3:00.845 | 3:13.341 | | 1:08:29.379 | | | | | | | | |
| 13 | 1 | 7:10.303 | 1:00.574 | 2:59.356 | 3:10.373 | | 1:15:39.682 | | | | | | | | |
| 14 | 1 | 4:42.411 | 42.317 | 1:34.592 | 2:25.502 | 286.9 | 1:20:22.093 | | | | | | | | |
| 15 | 1 | 4:18.562 | B | 39.759 | 1:34.601 | 2:04.202 | 285.4 | 1:24:40.655 | | | | | | | |
| 16 | 2 | 7:15.151 | 3:31.458 | 1:36.131 | 2:07.562 | 282.4 | 1:31:55.806 | | | | | | | | |
| 17 | 2 | 4:00.447 | 38.337 | 1:33.305 | 1:48.805 | 283.1 | 1:35:56.253 | | | | | | | | |
| 18 | 2 | 3:57.079 | 36.852 | 1:31.023 | 1:49.204 | 290.7 | 1:39:53.332 | | | | | | | | |
| 19 | 2 | 3:56.729 | 37.106 | 1:31.604 | 1:48.019 | 292.3 | 1:43:50.061 | | | | | | | | |
| 20 | 2 | 4:00.598 | 36.982 | 1:33.608 | 1:50.008 | 291.5 | 1:47:50.659 | | | | | | | | |
| 21 | 2 | 6:09.691 | 37.293 | 2:35.121 | 2:57.277 | 287.6 | 1:54:00.350 | | | | | | | | |
| 22 | 2 | 4:35.193 | 37.076 | 2:08.083 | 1:50.034 | 270.4 | 1:58:35.543 | | | | | | | | |
| 23 | 2 | 3:57.987 | 38.238 | 1:30.893 | 1:48.856 | 289.9 | 2:02:33.530 | | | | | | | | |
| 24 | 2 | 3:57.476 | 37.027 | 1:30.620 | 1:49.829 | 295.4 | 2:06:31.006 | | | | | | | | |
| 25 | 2 | 4:32.948 | B | 1:05.273 | 1:31.241 | 1:56.434 | 289.1 | 2:11:03.954 | | | | | | | |
| 26 | 2 | 6:57.004 | 3:32.473 | 1:34.330 | 1:50.201 | 283.9 | 2:18:00.958 | | | | | | | | |
| 27 | 2 | 4:22.697 | 59.418 | 1:34.155 | 1:49.124 | 286.1 | 2:22:23.655 | | | | | | | | |
| 28 | 2 | 4:23.008 | 59.401 | 1:34.893 | 1:48.714 | 286.1 | 2:26:46.663 | | | | | | | | |
| 29 | 2 | 4:23.035 | 59.440 | 1:34.177 | 1:49.418 | 290.7 | 2:31:09.698 | | | | | | | | |
| 30 | 2 | 3:59.259 | 37.657 | 1:32.426 | 1:49.176 | 288.4 | 2:35:08.957 | | | | | | | | |
| 31 | 2 | 3:56.438 | 36.909 | 1:31.017 | 1:48.512 | 289.9 | 2:39:05.395 | | | | | | | | |
| 32 | 2 | 3:56.241 | 37.043 | 1:31.132 | 1:48.066 | 289.1 | 2:43:01.636 | | | | | | | | |
| 33 | 2 | 3:57.229 | 36.947 | 1:31.367 | 1:48.915 | 287.6 | 2:46:58.865 | | | | | | | | |
| 34 | 2 | 3:56.556 | 37.259 | 1:30.799 | 1:48.498 | 290.7 | 2:50:55.421 | | | | | | | | |
| 35 | 2 | 3:56.404 | 36.873 | 1:31.232 | 1:48.299 | 288.4 | 2:54:51.825 | | | | | | | | |
| 36 | 2 | 3:56.152 | 36.944 | 1:30.921 | 1:48.287 | 287.6 | 2:58:47.977 | | | | | | | | |
| 37 | 2 | 3:59.537 | 36.881 | 1:30.796 | 1:51.860 | 289.1 | 3:02:47.514 | | | | | | | | |

| 11 | | Code Racing Development | | | | | Aston Martin Vantage AMR GT3 Evo | | | | | | | | |
|----|---|-------------------------|----------|----------|----------|----------|----------------------------------|-----------|--|--|--|--|--|--|--|
| | | 1. Sebastian MORENO | | | | | GT3 | | | | | | | | |
| | | 2. Ethan ISCHER | | | | | | | | | | | | | |
| 1 | 1 | 4:38.028 | 1:00.891 | 1:34.220 | 2:02.917 | 293.8 | 4:38.028 | | | | | | | | |
| 2 | 1 | 8:42.759 | 1:25.851 | 4:26.894 | 2:50.014 | | 13:20.787 | | | | | | | | |
| 3 | 1 | 6:05.253 | B | 39.119 | 1:33.887 | 3:52.247 | 290.7 | 19:26.040 | | | | | | | |
| 4 | 1 | 6:46.869 | 3:21.719 | 1:33.414 | 1:51.736 | 284.6 | 26:12.909 | | | | | | | | |

| 12 | | Brutal Fish by Campos | | | | | Ligier JS P325 - Toyota | | | | | | | | |
|----|---|-----------------------|----------|----------|----------|----------|-------------------------|-----------|--|--|--|--|--|--|--|
| | | 1. Arthur ROGEON | | | | | LMP3 | | | | | | | | |
| | | 2. August RABER | | | | | | | | | | | | | |
| 1 | 1 | 3:58.748 | 38.532 | 1:31.427 | 1:48.789 | 290.7 | 3:58.748 | | | | | | | | |
| 2 | 1 | 8:50.952 | 1:25.688 | 4:21.657 | 3:03.607 | | 12:49.700 | | | | | | | | |
| 3 | 1 | 5:42.959 | 38.121 | 1:31.362 | 3:33.476 | 293.0 | 18:32.659 | | | | | | | | |
| 4 | 1 | 3:54.357 | 37.112 | 1:30.435 | 1:46.810 | 293.0 | 22:27.016 | | | | | | | | |
| 5 | 1 | 3:52.287 | 36.726 | 1:29.670 | 1:45.891 | 293.8 | 26:19.303 | | | | | | | | |
| 6 | 1 | 4:25.845 | 36.590 | 1:29.325 | 2:19.930 | 296.2 | 30:45.148 | | | | | | | | |
| 7 | 1 | 3:51.223 | 36.477 | 1:29.508 | 1:45.238 | 293.8 | 34:36.371 | | | | | | | | |
| 8 | 1 | 4:29.603 | 36.273 | 2:07.851 | 1:45.479 | 293.0 | 39:05.974 | | | | | | | | |
| 9 | 1 | 5:15.700 | 46.040 | 2:43.686 | 1:45.974 | | 44:21.674 | | | | | | | | |
| 10 | 1 | 4:11.878 | B | 36.429 | 1:41.123 | 1:54.326 | 193.5 | 48:33.552 | | | | | | | |
| 11 | 2 | 7:48.582 | 3:24.127 | 1:33.054 | 2:51.401 | 288.4 | 56:22.134 | | | | | | | | |
| 12 | 2 | 6:37.388 | 44.033 | 2:24.730 | 3:28.625 | 260.7 | 1:02:59.522 | | | | | | | | |
| 13 | 2 | 7:17.375 | 59.958 | 3:05.820 | 3:11.597 | 131.5 | 1:10:16.897 | | | | | | | | |
| 14 | 2 | 6:26.908 | 59.307 | 3:00.482 | 2:27.119 | | 1:16:43.805 | | | | | | | | |
| 15 | 2 | 4:32.164 | 37.976 | 1:32.399 | 2:21.789 | 297.0 | 1:21:15.969 | | | | | | | | |
| 16 | 2 | 4:12.198 | 36.655 | 1:31.446 | 2:04.097 | 296.2 | 1:25:28.167 | | | | | | | | |
| 17 | 2 | 4:27.579 | 39.676 | 1:30.605 | 2:17.298 | 292.3 | 1:29:55.746 | | | | | | | | |



LE MANS CUP



Road to Le Mans
94^e Edition des 24 Heures du Mans
Race

Sector Analysis

Lap under Red Flag Invalidated Lap Personal Best Session Best Crossing the pit lane

| Lap | D | Time | Sector 1 | Sector 2 | Sector 3 | T. Spd | Elapsed | Lap | D | Time | Sector 1 | Sector 2 | Sector 3 | T. Spd | Elapsed |
|-----|---|-----------------|---------------|-----------------|-----------------|--------|-------------|-----|---|-----------------|---------------|-----------------|-----------------|--------|-------------|
| 18 | 2 | 3:57.651 | 39.401 | 1:30.387 | 1:47.863 | 293.8 | 1:33:53.397 | 30 | 1 | 3:58.900 | 37.367 | 1:31.796 | 1:49.737 | 289.1 | 2:35:38.141 |
| 19 | 2 | 3:53.239 | 36.428 | 1:29.954 | 1:46.857 | 294.6 | 1:37:46.636 | 31 | 1 | 3:57.292 | 38.001 | 1:30.640 | 1:48.651 | 293.0 | 2:39:35.433 |
| 20 | 2 | 3:52.515 | 36.241 | 1:29.703 | 1:46.571 | 297.9 | 1:41:39.151 | 32 | 1 | 3:56.375 | 37.166 | 1:30.624 | 1:48.585 | 293.0 | 2:43:31.808 |
| 21 | 2 | 4:02.326 B | 36.245 | 1:29.767 | 1:56.314 | 296.2 | 1:45:41.477 | 33 | 1 | 3:58.340 | 37.172 | 1:30.595 | 1:50.573 | 292.3 | 2:47:30.148 |
| 22 | 2 | 9:06.122 | 3:27.486 | 2:39.722 | 2:58.914 | 217.9 | 1:54:47.599 | 34 | 1 | 3:56.380 | 37.295 | 1:30.860 | 1:48.225 | 293.0 | 2:51:26.528 |
| 23 | 2 | 4:04.592 | 38.138 | 1:35.086 | 1:51.368 | 289.9 | 1:58:52.191 | 35 | 1 | 3:57.408 | 37.429 | 1:30.727 | 1:49.252 | 295.4 | 2:55:23.936 |
| 24 | 2 | 4:11.498 | 36.680 | 1:29.702 | 2:05.116 | 297.9 | 2:03:03.689 | 36 | 1 | 3:57.099 | 37.383 | 1:30.322 | 1:49.394 | 294.6 | 2:59:21.035 |
| 25 | 2 | 3:58.519 | 39.617 | 1:29.580 | 1:49.322 | 296.2 | 2:07:02.208 | 37 | 1 | 4:03.772 | 37.443 | 1:30.714 | 1:55.615 | 294.6 | 3:03:24.807 |
| 26 | 2 | 4:54.567 B | 1:05.240 | 1:30.305 | 2:19.022 | 295.4 | 2:11:56.775 | | | | | | | | |
| 27 | 1 | 6:46.925 | 3:26.126 | 1:32.960 | 1:47.839 | 292.3 | 2:18:43.700 | | | | | | | | |
| 28 | 1 | 4:19.423 | 1:00.868 | 1:32.988 | 1:45.567 | 289.9 | 2:23:03.123 | | | | | | | | |
| 29 | 1 | 4:17.961 | 1:00.016 | 1:32.778 | 1:45.167 | 290.7 | 2:27:21.084 | | | | | | | | |
| 30 | 1 | 4:17.706 | 59.389 | 1:32.071 | 1:46.246 | 294.6 | 2:31:38.790 | | | | | | | | |
| 31 | 1 | 3:50.292 | 36.277 | 1:29.251 | 1:44.764 | 296.2 | 2:35:29.082 | | | | | | | | |
| 32 | 1 | 3:51.517 | 36.955 | 1:28.943 | 1:45.619 | 298.7 | 2:39:20.599 | | | | | | | | |
| 33 | 1 | 3:51.083 | 36.599 | 1:29.096 | 1:45.388 | 297.9 | 2:43:11.682 | | | | | | | | |
| 34 | 1 | 3:52.265 | 36.590 | 1:29.258 | 1:46.417 | 298.7 | 2:47:03.947 | | | | | | | | |
| 35 | 1 | 3:52.315 | 37.361 | 1:28.644 | 1:46.310 | 298.7 | 2:50:56.262 | | | | | | | | |
| 36 | 1 | 3:51.078 | 36.604 | 1:28.904 | 1:45.570 | 297.9 | 2:54:47.340 | | | | | | | | |
| 37 | 1 | 3:55.403 | 36.337 | 1:29.340 | 1:49.726 | 299.5 | 2:58:42.743 | | | | | | | | |
| 38 | 1 | 3:54.012 | 37.501 | 1:29.679 | 1:46.832 | 296.2 | 3:02:36.755 | | | | | | | | |

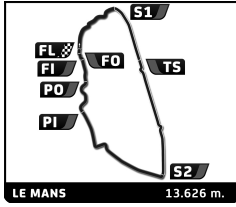
| Lap | D | Time | Sector 1 | Sector 2 | Sector 3 | T. Spd | Elapsed |
|-----|---|---------------------|----------|---------------------|---------------------|--------|-------------|
| 1 | 1 | 4:36.116 | 59.098 | 1:35.018 | 2:02.000 | 289.1 | 4:36.116 |
| 2 | 1 | 8:44.051 | 1:26.561 | 1:36.013 | 2:51.477 | | 13:20.167 |
| 3 | 1 | 5:58.192 | 39.296 | 1:34.115 | 3:44.781 | 297.0 | 19:18.359 |
| 4 | 1 | 4:01.469 | 38.979 | 1:31.703 | 1:50.787 | 291.5 | 23:19.828 |
| 5 | 1 | 3:59.112 | 37.676 | 1:31.157 | 1:50.279 | 293.8 | 27:18.940 |
| 6 | 1 | 4:04.947 | 39.148 | 1:32.185 | 1:53.614 | 286.9 | 31:23.887 |
| 7 | 1 | 4:01.451 | 38.421 | 1:31.662 | 1:51.368 | 293.0 | 35:25.338 |
| 8 | 1 | 5:15.975 B | 37.921 | 2:36.082 | 2:01.972 | 297.0 | 40:41.313 |
| 9 | 2 | 7:21.890 | 3:47.818 | 1:42.587 | 1:51.485 | 285.4 | 48:03.203 |
| 10 | 2 | 5:18.150 | 39.138 | 2:43.658 | 1:55.354 | | 53:21.353 |
| 11 | 2 | 5:32.491 | 45.654 | 1:44.349 | 3:02.488 | 219.6 | 58:53.844 |
| 12 | 2 | 7:22.786 | 52.513 | 3:05.498 | 3:24.775 | | 1:06:16.630 |
| 13 | 2 | 7:16.297 | 58.383 | 3:05.002 | 3:12.912 | 128.7 | 1:13:32.927 |
| 14 | 2 | 5:24.016 | 57.388 | 2:02.266 | 2:24.362 | 151.8 | 1:18:56.943 |
| 15 | 2 | 4:33.054 | 37.945 | 1:32.159 | 2:22.950 | 291.5 | 1:23:29.997 |
| 16 | 2 | 4:29.561 | 38.644 | 1:31.984 | 2:18.933 | 291.5 | 1:27:59.558 |
| 17 | 2 | 4:01.681 | 40.530 | 1:31.459 | 1:49.692 | 291.5 | 1:32:01.239 |
| 18 | 2 | 3:59.380 | 37.907 | 1:31.991 | 1:49.482 | 293.0 | 1:36:00.619 |
| 19 | 2 | 3:58.269 | 37.329 | 1:31.155 | 1:49.785 | 291.5 | 1:39:58.888 |
| 20 | 2 | 4:05.465 B | 37.489 | 1:31.068 | 1:56.908 | 291.5 | 1:44:04.353 |
| 21 | 2 | 9:09.438 | 3:29.498 | 2:38.472 | 3:01.468 | 286.1 | 1:53:13.791 |
| 22 | 2 | 5:04.966 | 38.395 | 2:34.574 | 1:51.997 | 289.9 | 1:58:18.757 |
| 23 | 2 | 3:59.236 | 37.579 | 1:31.926 | 1:49.731 | 290.7 | 2:02:17.993 |
| 24 | 2 | 4:08.355 B | 37.642 | 1:32.561 | 1:58.152 | 292.3 | 2:06:26.348 |
| 25 | 1 | 8:03.311 | 3:27.973 | 1:35.105 | 3:00.233 | 288.4 | 2:14:29.659 |
| 26 | 1 | 3:59.535 | 38.056 | 1:31.935 | 1:49.544 | 290.7 | 2:18:29.194 |
| 27 | 1 | 4:23.174 | 59.947 | 1:34.184 | 1:49.043 | 287.6 | 2:22:52.368 |
| 28 | 1 | 4:22.479 | 59.268 | 1:33.814 | 1:49.397 | 287.6 | 2:27:14.847 |
| 29 | 1 | 4:24.394 | 59.341 | 1:34.330 | 1:50.723 | 287.6 | 2:31:39.241 |

| Lap | D | Time | Sector 1 | Sector 2 | Sector 3 | T. Spd | Elapsed |
|-----|---|-----------------------|---------------|---------------------|---------------------|--------|-------------|
| 1 | 1 | 4:07.365 | 42.100 | 1:33.155 | 1:52.110 | 294.6 | 4:07.365 |
| 2 | 1 | 8:49.231 | 1:25.565 | 4:22.028 | 3:01.638 | | 12:56.596 |
| 3 | 1 | 5:45.490 | 38.294 | 1:33.116 | 3:34.080 | 292.3 | 18:42.086 |
| 4 | 1 | 4:00.410 | 37.855 | 1:31.775 | 1:50.780 | 292.3 | 22:42.496 |
| 5 | 1 | 3:56.743 | 37.051 | 1:31.117 | 1:48.575 | 296.2 | 26:39.239 |
| 6 | 1 | 4:16.601 | 36.865 | 1:31.460 | 2:08.276 | 292.3 | 30:55.840 |
| 7 | 1 | 4:03.948 B | 37.058 | 1:30.608 | 1:56.282 | 292.3 | 34:59.788 |
| 8 | 1 | 5:32.028 | 1:04.680 | 2:35.709 | 1:51.639 | 258.9 | 40:31.816 |
| 9 | 1 | 5:33.718 | 59.885 | 2:44.014 | 1:49.819 | | 46:05.534 |
| 10 | 1 | 4:11.616 B | 39.324 | 1:31.961 | 2:00.331 | 292.3 | 50:17.150 |
| 11 | 1 | 8:19.472 | 3:28.884 | 1:45.209 | 3:05.379 | 165.5 | 58:36.622 |
| 12 | 1 | 7:29.359 | 1:01.105 | 3:03.590 | 3:24.664 | | 1:06:05.981 |
| 13 | 1 | 7:16.633 | 1:00.324 | 3:01.888 | 3:14.421 | | 1:13:22.614 |
| 14 | 1 | 5:24.532 | 58.902 | 2:06.030 | 2:19.600 | | 1:18:47.146 |
| 15 | 1 | 4:31.545 | 37.615 | 1:32.730 | 2:21.200 | 291.5 | 1:23:18.691 |
| 16 | 1 | 4:27.095 | 37.369 | 1:31.396 | 2:18.330 | 291.5 | 1:27:45.786 |
| 17 | 1 | 4:12.060 | 40.011 | 1:31.386 | 2:00.663 | 294.6 | 1:31:57.846 |
| 18 | 1 | 3:57.045 | 38.445 | 1:30.771 | 1:47.829 | 274.5 | 1:35:54.891 |
| 19 | 1 | 4:04.885 B | 36.762 | 1:30.183 | 1:57.940 | 297.9 | 1:39:59.776 |

| Lap | D | Time | Sector 1 | Sector 2 | Sector 3 | T. Spd | Elapsed |
|-----|---|---------------------|---------------|----------|---------------------|--------|-------------|
| 1 | 1 | 5:11.240 | 1:11.603 | 1:38.684 | 2:20.953 | 286.9 | 5:11.240 |
| 2 | 1 | 8:27.258 | 1:26.413 | 4:22.121 | 2:38.724 | | 13:38.498 |
| 3 | 1 | 6:29.580 | 1:05.087 | 1:38.492 | 3:46.001 | 286.9 | 20:08.078 |
| 4 | 1 | 4:17.966 | 40.654 | 1:36.994 | 2:00.318 | 288.4 | 24:26.044 |
| 5 | 1 | 4:14.509 | 40.233 | 1:35.430 | 1:58.846 | 289.9 | 28:40.553 |
| 6 | 1 | 4:11.129 | 39.419 | 1:34.958 | 1:56.752 | 289.1 | 32:51.682 |
| 7 | 1 | 4:07.967 | 39.238 | 1:34.152 | 1:54.577 | 289.9 | 36:59.649 |
| 8 | 1 | 4:22.919 B | 41.132 | 1:35.850 | 2:05.937 | 288.4 | 41:22.568 |
| 9 | 1 | 7:15.054 | 3:33.105 | 1:45.850 | 1:56.099 | 168.3 | 48:37.622 |
| 10 | 1 | 6:33.518 | 42.982 | 3:05.362 | 2:45.174 | | 55:11.140 |
| 11 | 1 | 7:39.575 | 1:01.048 | 3:08.176 | 3:30.351 | | 1:02:50.715 |
| 12 | 1 | 7:17.209 | 1:00.684 | 3:04.290 | 3:12.235 | | 1:10:07.924 |
| 13 | 1 | 6:28.798 | 59.953 | 2:59.713 | 2:29.132 | 120.5 | 1:16:36.722 |
| 14 | 1 | 5:02.952 B | 39.944 | 1:34.199 | 2:48.809 | 288.4 | 1:21:39.674 |
| 15 | 2 | 7:38.461 | 3:36.114 | 1:37.271 | 2:25.076 | 271.8 | 1:29:18.135 |
| 16 | 2 | 4:05.008 | 41.167 | 1:32.698 | 1:51.143 | 290.7 | 1:33:23.143 |
| 17 | 2 | 3:59.174 | 37.740 | 1:32.035 | 1:49.399 | 291.5 | 1:37:22.317 |
| 18 | 2 | 3:56.957 | 36.996 | 1:31.042 | 1:48.919 | 293.0 | 1:41:19.274 |
| 19 | 2 | 3:58.051 | 36.926 | 1:31.740 | 1:49.385 | 293.8 | 1:45:17.325 |
| 20 | 2 | 4:30.183 | 37.492 | 1:37.341 | 2:15.350 | 294.6 | 1:49:47.508 |



LE MANS CUP



Road to Le Mans
94^e Edition des 24 Heures du Mans
Race

Sector Analysis

Lap under Red Flag Invalidated Lap Personal Best Session Best B Crossing the pit lane

| Lap | D | Time | Sector 1 | Sector 2 | Sector 3 | T. Spd | Elapsed | Lap | D | Time | Sector 1 | Sector 2 | Sector 3 | T. Spd | Elapsed |
|-----|---|---------------------|----------|-----------------|---------------------|--------|-------------|-----|---|-------------------|----------|----------|----------|--------|-------------|
| 21 | 2 | 6:14.757 | 37.414 | 2:36.495 | 3:00.848 | 258.9 | 1:56:02.265 | 10 | 1 | 4:03.369 B | 36.641 | 1:30.249 | 1:56.479 | 295.4 | 49:05.160 |
| 22 | 2 | 3:59.247 | 37.618 | 1:31.761 | 1:49.868 | 289.9 | 2:00:01.512 | 11 | 2 | 9:21.565 | 3:25.955 | 2:22.499 | 3:33.111 | 225.6 | 58:26.725 |
| 23 | 2 | 4:18.361 | 37.253 | 1:31.010 | 2:10.098 | 291.5 | 2:04:19.873 | 12 | 2 | 7:30.239 | 1:03.096 | 3:03.112 | 3:24.031 | | 1:05:56.964 |
| 24 | 2 | 3:58.167 | 37.782 | 1:31.087 | 1:49.298 | 292.3 | 2:08:18.040 | 13 | 2 | 7:17.435 | 1:02.421 | 2:59.261 | 3:15.753 | | 1:13:14.399 |
| 25 | 2 | 8:11.292 B | 4:38.529 | 1:33.086 | 1:59.677 | 283.1 | 2:16:29.332 | 14 | 2 | 5:20.891 | 1:01.735 | 2:05.945 | 2:13.211 | | 1:18:35.290 |
| 26 | 2 | 7:23.500 | 3:50.280 | 1:39.323 | 1:53.897 | 285.4 | 2:23:52.832 | 15 | 2 | 4:27.938 | 37.207 | 1:30.680 | 2:20.051 | 293.0 | 1:23:03.228 |
| 27 | 2 | 4:27.310 | 1:01.115 | 1:35.350 | 1:50.845 | 289.1 | 2:28:20.142 | 16 | 2 | 4:23.674 | 36.635 | 1:29.999 | 2:17.040 | 293.8 | 1:27:26.902 |
| 28 | 2 | 4:02.779 | 37.997 | 1:33.742 | 1:51.040 | 292.3 | 2:32:22.921 | 17 | 2 | 4:23.063 | 40.637 | 1:30.117 | 2:12.309 | 296.2 | 1:31:49.965 |
| 29 | 2 | 4:00.512 | 38.700 | 1:31.571 | 1:50.241 | 295.4 | 2:36:23.433 | 18 | 2 | 3:51.932 | 36.834 | 1:29.305 | 1:45.793 | 296.2 | 1:35:41.897 |
| 30 | 2 | 4:00.868 | 37.811 | 1:31.825 | 1:51.232 | 291.5 | 2:40:24.301 | 19 | 2 | 3:51.682 | 36.974 | 1:29.493 | 1:45.215 | 297.9 | 1:39:33.579 |
| 31 | 2 | 4:00.977 | 38.226 | 1:31.787 | 1:50.964 | 293.0 | 2:44:25.278 | 20 | 2 | 3:51.714 | 36.186 | 1:28.824 | 1:46.704 | 297.9 | 1:43:25.293 |
| 32 | 2 | 4:00.934 | 37.798 | 1:32.317 | 1:50.819 | 289.9 | 2:48:26.212 | 21 | 2 | 4:22.615 B | 36.448 | 1:50.856 | 1:55.311 | 264.5 | 1:47:47.908 |
| 33 | 2 | 4:01.377 | 37.739 | 1:31.985 | 1:51.653 | 285.4 | 2:52:27.589 | 22 | 2 | 9:01.871 | 3:25.594 | 2:37.792 | 2:58.485 | 292.3 | 1:56:49.779 |
| 34 | 2 | 4:00.083 | 37.862 | 1:31.963 | 1:50.258 | 291.5 | 2:56:27.672 | 23 | 2 | 3:54.966 | 37.142 | 1:30.680 | 1:47.144 | 293.8 | 2:00:44.745 |
| 35 | 2 | 3:59.970 | 37.696 | 1:31.614 | 1:50.660 | 292.3 | 3:00:27.642 | 24 | 2 | 3:52.454 | 36.519 | 1:29.793 | 1:46.142 | 295.4 | 2:04:37.199 |
| 36 | 2 | 4:12.772 | 37.785 | 1:32.878 | 2:02.109 | 290.7 | 3:04:40.414 | 25 | 2 | 3:52.777 | 36.735 | 1:29.650 | 1:46.392 | 297.0 | 2:08:29.976 |

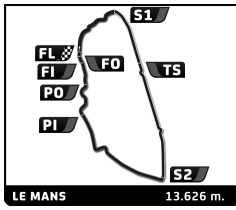
| 17 | | Kessel Racing | | Ferrari 296 GT3 Evo | | | |
|----|---|-------------------------|---------------|---------------------|---------------------|-------|-------------|
| 1 | | Lorenzo FERDINANDO INNC | | GT3 | | | |
| 2 | | David Cleto FUMANELLI | | | | | |
| 1 | 1 | 4:38.516 | 56.228 | 1:36.631 | 2:05.657 | 291.5 | 4:38.516 |
| 2 | 1 | 8:44.846 | 1:25.990 | 4:26.913 | 2:51.943 | | 13:23.362 |
| 3 | 1 | 6:03.488 | 40.147 | 1:35.098 | 3:48.243 | 295.4 | 19:26.850 |
| 4 | 1 | 4:10.272 | 39.685 | 1:34.922 | 1:55.665 | 290.7 | 23:37.122 |
| 5 | 1 | 4:06.939 | 38.797 | 1:33.533 | 1:54.609 | 289.1 | 27:44.061 |
| 6 | 1 | 4:04.036 | 38.917 | 1:33.110 | 1:52.009 | 287.6 | 31:48.097 |
| 7 | 1 | 4:03.990 | 38.412 | 1:33.526 | 1:52.052 | 292.3 | 35:52.087 |
| 8 | 1 | 5:02.010 B | 38.441 | 2:23.048 | 2:00.521 | 290.7 | 40:54.097 |
| 9 | 1 | 7:13.150 | 3:42.223 | 1:37.386 | 1:53.541 | 293.0 | 48:07.247 |
| 10 | 1 | 5:23.111 | 40.073 | 2:44.941 | 1:58.097 | | 53:30.358 |
| 11 | 1 | 7:41.318 | 1:01.600 | 3:02.192 | 3:37.526 | | 1:01:11.676 |
| 12 | 1 | 7:15.576 | 1:01.885 | 2:59.909 | 3:13.782 | | 1:08:27.252 |
| 13 | 1 | 7:10.802 | 1:01.027 | 2:59.044 | 3:10.731 | | 1:15:38.054 |
| 14 | 1 | 4:38.061 | 40.570 | 1:33.912 | 2:23.579 | 286.9 | 1:20:16.115 |
| 15 | 1 | 4:16.875 B | 38.958 | 1:34.902 | 2:03.015 | 286.1 | 1:24:32.990 |
| 16 | 2 | 7:16.593 | 3:28.216 | 1:35.882 | 2:12.495 | 283.1 | 1:31:49.583 |
| 17 | 2 | 4:00.470 | 38.544 | 1:31.941 | 1:49.985 | 288.4 | 1:35:50.053 |
| 18 | 2 | 4:00.507 | 37.353 | 1:32.294 | 1:50.860 | 283.9 | 1:39:50.560 |
| 19 | 2 | 3:58.151 | 37.990 | 1:31.318 | 1:48.843 | 292.3 | 1:43:48.711 |
| 20 | 2 | 4:23.994 B | 37.093 | 1:40.634 | 2:06.267 | 291.5 | 1:48:12.705 |
| 21 | 2 | 9:06.516 | 3:27.501 | 2:38.901 | 3:00.114 | 279.5 | 1:57:19.221 |
| 22 | 2 | 4:08.003 | 39.719 | 1:33.744 | 1:54.540 | 286.1 | 2:01:27.224 |

| 19 | | Brutal Fish by Campos | | Ligier JS P325 - Toyota | | | |
|----|---|-----------------------|----------|-------------------------|----------|-------|-----------|
| 1 | | Matus RYBA | | LMP3 | | | |
| 2 | | Lucas FLUXÀ CROSS | | | | | |
| 1 | 1 | 4:04.782 | 41.839 | 1:32.481 | 1:50.462 | 311.5 | 4:04.782 |
| 2 | 1 | 8:48.519 | 1:25.809 | 4:23.268 | 2:59.442 | | 12:53.301 |
| 3 | 1 | 5:43.489 | 36.793 | 1:31.084 | 3:35.612 | 296.2 | 18:36.790 |
| 4 | 1 | 3:57.323 | 37.677 | 1:30.330 | 1:49.316 | 294.6 | 22:34.113 |
| 5 | 1 | 3:53.550 | 36.694 | 1:29.813 | 1:47.043 | 296.2 | 26:27.663 |
| 6 | 1 | 4:22.395 | 36.558 | 1:29.673 | 2:16.164 | 296.2 | 30:50.058 |
| 7 | 1 | 3:53.146 | 36.608 | 1:29.674 | 1:46.864 | 296.2 | 34:43.204 |
| 8 | 1 | 4:46.986 | 36.431 | 2:23.411 | 1:47.144 | 296.2 | 39:30.190 |
| 9 | 1 | 5:31.601 | 1:00.209 | 2:43.763 | 1:47.629 | | 45:01.791 |

| 20 | | High Class Racing | | Ligier JS P325 - Toyota | | | |
|----|---|---------------------|---------------|-------------------------|---------------------|-------|-------------|
| 1 | | Philip LINDBERG | | LMP3 | | | |
| 2 | | Lenny RIED | | | | | |
| 1 | 1 | 4:23.322 | 49.407 | 1:35.508 | 1:58.407 | 252.8 | 4:23.322 |
| 2 | 1 | 8:53.800 B | 1:25.653 | 4:22.375 | 3:05.774 | | 13:17.124 |
| 3 | 1 | 7:57.080 | 3:26.221 | 1:34.471 | 2:56.388 | 286.9 | 21:14.204 |
| 4 | 1 | 4:01.574 | 38.847 | 1:32.974 | 1:49.753 | 287.6 | 25:15.778 |
| 5 | 1 | 3:58.019 | 36.964 | 1:31.436 | 1:49.619 | 290.7 | 29:13.797 |
| 6 | 1 | 3:57.963 | 37.473 | 1:31.919 | 1:48.571 | 290.7 | 33:11.760 |
| 7 | 1 | 3:56.857 | 36.923 | 1:31.744 | 1:48.190 | 289.1 | 37:08.617 |
| 8 | 1 | 3:59.806 | 36.656 | 1:31.726 | 1:51.424 | 291.5 | 41:08.423 |
| 9 | 1 | 5:33.442 | 59.541 | 2:45.003 | 1:48.898 | | 46:41.865 |
| 10 | 1 | 4:35.830 | 36.893 | 2:10.289 | 1:48.648 | | 51:17.695 |
| 11 | 1 | 5:02.967 | 36.589 | 1:32.444 | 2:54.934 | 289.9 | 56:21.662 |
| 12 | 1 | 6:37.387 | 44.103 | 2:24.573 | 3:28.711 | 273.2 | 1:02:59.049 |
| 13 | 1 | 7:17.324 | 59.866 | 3:05.721 | 3:11.737 | 129.1 | 1:10:16.373 |
| 14 | 1 | 6:25.768 | 59.308 | 3:00.450 | 2:26.010 | | 1:16:42.141 |
| 15 | 1 | 4:32.593 | 37.910 | 1:33.224 | 2:21.459 | 289.9 | 1:21:14.734 |
| 16 | 1 | 4:13.472 B | 37.042 | 1:31.894 | 2:04.536 | 291.5 | 1:25:28.206 |
| 17 | 2 | 7:11.597 | 3:41.351 | 1:37.533 | 1:52.713 | 248.8 | 1:32:39.803 |
| 18 | 2 | 3:56.802 | 37.214 | 1:31.908 | 1:47.680 | 293.0 | 1:36:36.605 |
| 19 | 2 | 3:53.606 | 36.509 | 1:30.721 | 1:46.376 | 291.5 | 1:40:30.211 |
| 20 | 2 | 3:55.130 | 36.761 | 1:30.264 | 1:48.105 | 293.0 | 1:44:25.341 |
| 21 | 2 | 3:57.039 | 36.286 | 1:31.617 | 1:49.136 | 293.0 | 1:48:22.380 |



LE MANS CUP



Road to Le Mans
94^e Edition des 24 Heures du Mans
Race

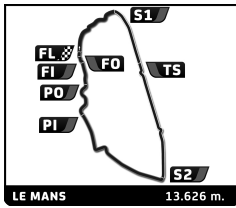
Sector Analysis

Lap under Red Flag Invalidated Lap Personal Best Session Best B Crossing the pit lane

| Lap | D | Time | Sector 1 | Sector 2 | Sector 3 | T. Spd | Elapsed | Lap | D | Time | Sector 1 | Sector 2 | Sector 3 | T. Spd | Elapsed |
|--|---|---------------------|-------------------|---------------------|---------------------|------------------|------------------------|---|----------|---------------------|-------------------|-----------------|-----------------|-------------|-------------|
| 22 | 2 | 6:10.195 | 36.702 | 2:36.466 | 2:57.027 | 281.7 | 1:54:32.575 | 34 | 2 | 3:57.711 | 37.235 | 1:31.627 | 1:48.849 | 292.3 | 2:51:02.904 |
| 23 | 2 | 4:13.293 | 36.462 | 1:47.082 | 1:49.749 | 292.3 | 1:58:45.868 | 35 | 2 | 3:57.729 | 37.402 | 1:31.505 | 1:48.822 | 291.5 | 2:55:00.633 |
| 24 | 2 | 4:00.904 | 36.560 | 1:30.234 | 1:54.110 | 294.6 | 2:02:46.772 | 36 | 2 | 3:57.411 | 37.425 | 1:31.385 | 1:48.601 | 290.7 | 2:58:58.044 |
| 25 | 2 | 3:58.575 | 39.259 | 1:30.383 | 1:48.933 | 292.3 | 2:06:45.347 | 37 | 2 | 4:02.265 | 37.336 | 1:32.161 | 1:52.768 | 290.7 | 3:03:00.309 |
| 26 | 2 | 4:27.386 | 1:05.132 | 1:30.021 | 1:52.233 | 293.8 | 2:11:12.733 | 22 Trajectus Motorsport 1.André VIEIRA 2.Mathis POULET Ligier JS P325 - Toyota LMP3 | | | | | | | |
| 27 | 2 | 4:32.102 | 1:05.106 | 1:30.719 | 1:56.277 | 289.1 | 2:15:44.835 | 1 | 1 | 4:13.458 | 44.004 | 1:33.552 | 1:55.902 | 293.8 | 4:13.458 |
| 28 | 2 | 3:53.437 | 36.526 | 1:30.318 | 1:46.593 | 292.3 | 2:19:38.272 | 2 | 1 | 8:49.433 | 1:25.632 | 4:23.138 | 3:00.663 | | 13:02.891 |
| 29 | 2 | 4:30.696 B | 1:00.078 | 1:33.536 | 1:57.082 | 289.9 | 2:24:08.968 | 3 | 1 | 6:04.543 | 41.168 | 1:33.247 | 3:50.128 | 294.6 | 19:07.434 |
| 30 | 2 | 7:31.035 | 4:00.939 | 1:38.594 | 1:51.502 | 252.3 | 2:31:40.003 | 4 | 1 | 4:05.568 | 39.422 | 1:32.752 | 1:53.394 | 295.4 | 23:13.002 |
| 31 | 2 | 3:54.793 | 36.783 | 1:31.042 | 1:46.968 | 289.1 | 2:35:34.796 | 5 | 1 | 4:04.527 | 39.123 | 1:33.543 | 1:51.861 | 293.8 | 27:17.529 |
| 32 | 2 | 3:53.906 | 36.520 | 1:30.523 | 1:46.863 | 292.3 | 2:39:28.702 | 6 | 1 | 4:03.266 | 39.652 | 1:31.404 | 1:52.210 | 297.0 | 31:20.795 |
| 33 | 2 | 3:53.750 | 36.504 | 1:30.143 | 1:47.103 | 293.8 | 2:43:22.452 | 7 | 1 | 3:58.173 | 38.084 | 1:30.713 | 1:49.376 | 295.4 | 35:18.968 |
| 34 | 2 | 3:54.992 | 36.698 | 1:31.033 | 1:47.261 | 293.8 | 2:47:17.444 | 8 | 1 | 5:11.865 B | 37.519 | 2:36.196 | 1:58.150 | 297.0 | 40:30.833 |
| 35 | 2 | 3:54.355 | 36.594 | 1:30.890 | 1:46.871 | 291.5 | 2:51:11.799 | 9 | 1 | 7:26.013 | 3:49.208 | 1:45.185 | 1:51.620 | 288.4 | 47:56.846 |
| 36 | 2 | 3:53.997 | 36.580 | 1:30.331 | 1:47.086 | 291.5 | 2:55:05.796 | 10 | 1 | 5:21.420 | 40.798 | 2:44.762 | 1:55.860 | | 53:18.266 |
| 37 | 2 | 3:54.259 | 36.498 | 1:30.559 | 1:47.202 | 292.3 | 2:59:00.055 | 11 | 1 | 5:30.013 | 46.280 | 1:42.218 | 3:01.515 | 231.8 | 58:48.279 |
| 38 | 2 | 3:59.874 | 36.627 | 1:30.516 | 1:52.731 | 298.7 | 3:02:59.929 | 12 | 1 | 7:26.505 | 56.643 | 3:04.868 | 3:24.994 | | 1:06:14.784 |
| 21 Kessel Racing 1.Oscar Lee RYNDZIEWICZ 2.Giacomo ALTOE Ferrari 296 GT3 Evo GT3 | | | | | | | 13 | 1 | 7:16.438 | 58.153 | 3:05.059 | 3:13.226 | | 1:13:31.222 | |
| 1 | 1 | 4:41.701 | 58.716 | 1:37.466 | 2:05.519 | 281.7 | 4:41.701 | 14 | 1 | 5:38.946 B | 57.618 | 2:03.413 | 2:37.915 | 124.3 | 1:19:10.168 |
| 2 | 1 | 8:41.874 | 1:25.144 | 4:25.896 | 2:50.834 | | 13:23.575 | 15 | 2 | 7:48.892 | 3:50.414 | 1:36.498 | 2:21.980 | 263.9 | 1:26:59.060 |
| 3 | 1 | 6:03.447 | 40.673 | 1:34.655 | 3:48.119 | 297.9 | 19:27.022 | 16 | 2 | 4:30.992 | 41.436 | 1:31.499 | 2:18.057 | 293.8 | 1:31:30.052 |
| 4 | 1 | 4:10.297 | 40.266 | 1:34.600 | 1:55.431 | 288.4 | 23:37.319 | 17 | 2 | 3:59.720 | 40.109 | 1:30.560 | 1:49.051 | 297.0 | 1:35:29.772 |
| 5 | 1 | 4:06.015 | 39.125 | 1:33.438 | 1:53.452 | 291.5 | 27:43.334 | 18 | 2 | 3:55.175 | 36.791 | 1:30.264 | 1:48.120 | 296.2 | 1:39:24.947 |
| 6 | 1 | 4:03.926 | 38.705 | 1:33.483 | 1:51.738 | 295.4 | 31:47.260 | 19 | 2 | 3:53.142 | 36.903 | 1:30.328 | 1:45.911 | 296.2 | 1:43:18.089 |
| 7 | 1 | 4:02.984 | 38.161 | 1:32.361 | 1:52.462 | 291.5 | 35:50.244 | 20 | 2 | 4:20.289 | 36.683 | 1:56.535 | 1:47.071 | 285.4 | 1:47:38.378 |
| 8 | 1 | 5:01.930 B | 38.611 | 2:23.599 | 1:59.720 | 289.9 | 40:52.174 | 21 | 2 | 6:10.299 | 37.649 | 2:35.662 | 2:56.988 | 297.9 | 1:53:48.677 |
| 9 | 1 | 7:14.526 | 3:43.877 | 1:37.250 | 1:53.399 | 289.1 | 48:06.700 | 22 | 2 | 4:41.119 | 37.465 | 2:14.972 | 1:48.682 | 295.4 | 1:58:29.796 |
| 10 | 1 | 5:24.071 | 40.157 | 2:45.744 | 1:58.170 | | 53:30.771 | 23 | 2 | 3:53.219 | 37.057 | 1:29.809 | 1:46.353 | 296.2 | 2:02:23.015 |
| 11 | 1 | 7:41.641 | 1:01.555 | 3:02.398 | 3:37.688 | 122.6 | 1:01:12.412 | 24 | 2 | 3:53.881 | 36.729 | 1:29.697 | 1:47.455 | 298.7 | 2:06:16.896 |
| 12 | 1 | 7:15.495 | 1:01.638 | 3:00.240 | 3:13.617 | 120.9 | 1:08:27.907 | 25 | 2 | 4:29.556 B | 1:04.928 | 1:29.781 | 1:54.847 | 297.9 | 2:10:46.452 |
| 13 | 1 | 7:10.344 | 1:00.838 | 2:59.220 | 3:10.286 | 129.9 | 1:15:38.251 | 26 | 2 | 6:53.032 | 3:35.336 | 1:30.756 | 1:46.940 | 293.8 | 2:17:39.484 |
| 14 | 1 | 4:38.619 | 40.720 | 1:33.839 | 2:24.060 | 284.6 | 1:20:16.870 | 27 | 2 | 4:10.030 | 50.838 | 1:32.911 | 1:46.281 | 291.5 | 2:21:49.514 |
| 15 | 1 | 4:14.533 B | 38.719 | 1:34.206 | 2:01.608 | 287.6 | 1:24:31.403 | 28 | 2 | 4:18.426 | 59.396 | 1:32.844 | 1:46.186 | 291.5 | 2:26:07.940 |
| 16 | 2 | 7:19.036 | 3:29.590 | 1:35.955 | 2:13.491 | 284.6 | 1:31:50.439 | 29 | 2 | 4:17.953 | 59.417 | 1:32.534 | 1:46.002 | 291.5 | 2:30:25.893 |
| 17 | 2 | 3:59.079 | 38.085 | 1:31.876 | 1:49.118 | 292.3 | 1:35:49.518 | 30 | 2 | 3:52.742 | 36.533 | 1:30.345 | 1:45.864 | 295.4 | 2:34:18.635 |
| 18 | 2 | 4:00.178 | 37.181 | 1:32.562 | 1:50.435 | 289.9 | 1:39:49.696 | 31 | 2 | 3:52.414 | 36.499 | 1:29.922 | 1:45.993 | 297.0 | 2:38:11.049 |
| 19 | 2 | 3:58.346 | 37.792 | 1:31.627 | 1:48.927 | 288.4 | 1:43:48.042 | 32 | 2 | 3:52.239 | 36.430 | 1:29.759 | 1:46.050 | 297.0 | 2:42:03.288 |
| 20 | 2 | 4:04.951 | 37.089 | 1:37.880 | 1:49.982 | 290.7 | 1:47:52.993 | 33 | 2 | 3:52.474 | 36.453 | 1:29.646 | 1:46.375 | 297.0 | 2:45:55.762 |
| 21 | 2 | 6:09.796 | 37.156 | 2:35.116 | 2:57.524 | 289.9 | 1:54:02.789 | 34 | 2 | 3:51.959 | 36.375 | 1:29.428 | 1:46.156 | 297.9 | 2:49:47.721 |
| 22 | 2 | 4:33.450 | 37.377 | 2:06.484 | 1:49.589 | 289.1 | 1:58:36.239 | 35 | 2 | 3:52.469 | 36.536 | 1:29.608 | 1:46.325 | 297.9 | 2:53:40.190 |
| 23 | 2 | 4:00.854 | 38.519 | 1:31.764 | 1:50.571 | 289.9 | 2:02:37.093 | 36 | 2 | 3:52.343 | 36.461 | 1:29.594 | 1:46.288 | 298.7 | 2:57:32.533 |
| 24 | 2 | 4:01.191 | 39.828 | 1:31.546 | 1:49.817 | 288.4 | 2:06:38.284 | 37 | 2 | 3:51.860 | 36.338 | 1:29.532 | 1:45.990 | 297.9 | 3:01:24.393 |
| 25 | 2 | 4:39.114 B | 1:05.060 | 1:31.469 | 2:02.585 | 289.1 | 2:11:17.398 | 38 | 2 | 3:54.213 | 36.510 | 1:29.702 | 1:48.001 | 297.9 | 3:05:18.606 |
| 26 | 2 | 6:43.994 | 3:21.259 | 1:32.436 | 1:50.299 | 290.7 | 2:18:01.392 | 23 Biogas Motorsport 1.Josep MAYOLA COMADIR 2.Fran RUEDA Ferrari 296 GT3 GT3 | | | | | | | |
| 27 | 2 | 4:23.978 | 59.677 | 1:33.962 | 1:50.339 | 289.1 | 2:22:25.370 | 1 | 2 | 4:35.094 | 59.349 | 1:34.423 | 2:01.322 | 283.1 | 4:35.094 |
| 28 | 2 | 4:23.665 | 1:00.152 | 1:34.151 | 1:49.362 | 288.4 | 2:26:49.035 | 2 | 2 | 8:43.768 | 1:26.002 | 4:25.975 | 2:51.791 | | 13:18.862 |
| 29 | 2 | 4:22.547 | 59.372 | 1:33.486 | 1:49.689 | 292.3 | 2:31:11.582 | 3 | 2 | 5:55.341 | 39.401 | 1:34.477 | 3:41.463 | 292.3 | 19:14.203 |
| 30 | 2 | 3:58.777 | 37.488 | 1:31.439 | 1:49.850 | 293.8 | 2:35:10.359 | 4 | 2 | 4:01.860 | 38.141 | 1:32.806 | 1:50.913 | 289.1 | 23:16.063 |
| 31 | 2 | 3:58.630 | 37.779 | 1:31.594 | 1:49.257 | 295.4 | 2:39:08.989 | 5 | 2 | 4:02.052 | 38.593 | 1:32.228 | 1:51.231 | 291.5 | 27:18.115 |
| 32 | 2 | 3:57.590 | 37.645 | 1:31.251 | 1:48.694 | 295.4 | 2:43:06.579 | | | | | | | | |
| 33 | 2 | 3:58.614 | 37.780 | 1:31.661 | 1:49.173 | 293.8 | 2:47:05.193 | | | | | | | | |



LE MANS CUP



Road to Le Mans
94^e Edition des 24 Heures du Mans
Race

Sector Analysis

Lap under Red Flag Invalidated Lap Personal Best Session Best B Crossing the pit lane

| Lap | D | Time | Sector 1 | Sector 2 | Sector 3 | T. Spd | Elapsed | Lap | D | Time | Sector 1 | Sector 2 | Sector 3 | T. Spd | Elapsed |
|-----|---|---------------------|---------------|---------------------|---------------------|--------|-------------|-----|---|-----------------------|---------------|---------------------|---------------------|--------|-------------|
| 6 | 2 | 4:05.216 | 39.310 | 1:32.281 | 1:53.625 | 290.7 | 31:23.331 | 6 | 1 | 4:09.552 | 37.319 | 1:31.947 | 2:00.286 | 289.9 | 31:03.735 |
| 7 | 2 | 4:01.420 | 37.943 | 1:31.376 | 1:52.101 | 289.1 | 35:24.751 | 7 | 1 | 4:02.998 | 39.576 | 1:31.837 | 1:51.585 | 289.9 | 35:06.733 |
| 8 | 2 | 5:04.894 | 37.642 | 2:36.501 | 1:50.751 | 286.1 | 40:29.645 | 8 | 1 | 5:13.595 B | 38.363 | 2:35.765 | 1:59.467 | 284.6 | 40:20.328 |
| 9 | 2 | 5:40.434 B | 59.424 | 2:43.618 | 1:57.392 | | 46:10.079 | 9 | 1 | 7:31.036 | 3:47.522 | 1:54.044 | 1:49.470 | 273.9 | 47:51.364 |
| 10 | 1 | 10:06.762 | 3:56.835 | 2:46.980 | 3:22.947 | | 56:16.841 | 10 | 1 | 5:15.775 | 38.370 | 2:43.851 | 1:53.554 | | 53:07.139 |
| 11 | 1 | 6:37.474 | 44.403 | 2:22.700 | 3:30.371 | 278.1 | 1:02:54.315 | 11 | 1 | 5:33.354 | 43.130 | 1:45.595 | 3:04.629 | 174.2 | 58:40.493 |
| 12 | 1 | 7:17.105 | 59.958 | 3:05.234 | 3:11.913 | | 1:10:11.420 | 12 | 1 | 7:29.439 | 1:00.547 | 3:03.135 | 3:25.757 | | 1:06:09.932 |
| 13 | 1 | 6:28.889 | 59.985 | 2:59.235 | 2:29.669 | | 1:16:40.309 | 13 | 1 | 7:15.939 | 58.695 | 3:03.001 | 3:14.243 | 128.8 | 1:13:25.871 |
| 14 | 1 | 4:45.268 | 41.207 | 1:36.248 | 2:27.813 | 284.6 | 1:21:25.577 | 14 | 1 | 5:30.099 | 58.612 | 2:05.902 | 2:25.585 | | 1:18:55.970 |
| 15 | 1 | 4:51.734 | 40.781 | 1:36.640 | 2:34.313 | 284.6 | 1:26:17.311 | 15 | 1 | 4:34.836 | 38.338 | 1:32.897 | 2:23.601 | 288.4 | 1:23:30.806 |
| 16 | 1 | 4:43.128 | 42.599 | 1:35.961 | 2:24.568 | 282.4 | 1:31:00.439 | 16 | 1 | 4:30.426 | 39.449 | 1:32.385 | 2:18.592 | 293.0 | 1:28:01.232 |
| 17 | 1 | 4:14.242 | 42.321 | 1:35.090 | 1:56.831 | 286.1 | 1:35:14.681 | 17 | 1 | 4:10.614 B | 40.313 | 1:31.775 | 1:58.526 | 292.3 | 1:32:11.846 |
| 18 | 1 | 4:11.564 | 39.574 | 1:36.195 | 1:55.795 | 280.9 | 1:39:26.245 | 18 | 2 | 6:53.980 | 3:29.281 | 1:34.814 | 1:49.885 | 280.2 | 1:39:05.826 |
| 19 | 1 | 4:18.563 B | 39.972 | 1:34.620 | 2:03.971 | 286.9 | 1:43:44.808 | 19 | 2 | 3:54.019 | 36.973 | 1:30.227 | 1:46.819 | 292.3 | 1:42:59.845 |
| 20 | 1 | 9:31.710 | 3:35.074 | 2:45.278 | 3:11.358 | 196.6 | 1:53:16.518 | 20 | 2 | 4:33.304 | 36.513 | 2:09.725 | 1:47.066 | 220.1 | 1:47:33.149 |
| 21 | 1 | 5:16.872 | 42.242 | 2:32.660 | 2:01.970 | 282.4 | 1:58:33.390 | 21 | 2 | 6:07.416 | 36.631 | 2:34.926 | 2:55.859 | 291.5 | 1:53:40.565 |
| 22 | 1 | 4:40.772 | 44.442 | 1:35.424 | 2:20.906 | 287.6 | 2:03:14.162 | 22 | 2 | 4:45.648 | 36.669 | 2:20.770 | 1:48.209 | 291.5 | 1:58:26.213 |
| 23 | 1 | 4:15.433 | 43.712 | 1:35.414 | 1:56.307 | 286.9 | 2:07:29.595 | 23 | 2 | 3:54.037 | 36.770 | 1:30.339 | 1:46.928 | 293.0 | 2:02:20.250 |
| 24 | 1 | 5:59.453 B | 1:02.440 | 1:43.417 | 3:13.596 | 285.4 | 2:13:29.048 | 24 | 2 | 3:55.341 | 36.673 | 1:30.877 | 1:47.791 | 287.6 | 2:06:15.591 |
| 25 | 2 | 6:58.332 | 3:29.615 | 1:36.483 | 1:52.234 | 283.1 | 2:20:27.380 | 25 | 2 | 4:23.373 | 1:04.704 | 1:30.309 | 1:49.360 | 293.0 | 2:10:38.964 |
| 26 | 2 | 4:24.177 | 59.976 | 1:35.245 | 1:48.956 | 283.1 | 2:24:51.557 | 26 | 2 | 4:57.236 | 1:05.176 | 1:30.242 | 2:21.818 | 292.3 | 2:15:36.200 |
| 27 | 2 | 4:23.778 | 59.345 | 1:34.587 | 1:49.846 | 283.9 | 2:29:15.335 | 27 | 2 | 3:54.112 | 36.795 | 1:30.267 | 1:47.050 | 290.7 | 2:19:30.312 |
| 28 | 2 | 3:58.389 | 36.881 | 1:32.185 | 1:49.323 | 287.6 | 2:33:13.724 | 28 | 2 | 4:21.050 | 59.262 | 1:33.684 | 1:48.104 | 286.9 | 2:23:51.362 |
| 29 | 2 | 3:56.648 | 37.010 | 1:31.578 | 1:48.060 | 286.1 | 2:37:10.372 | 29 | 2 | 4:19.596 | 59.152 | 1:32.780 | 1:47.664 | 289.1 | 2:28:10.958 |
| 30 | 2 | 3:57.145 | 36.944 | 1:31.814 | 1:48.387 | 286.1 | 2:41:07.517 | 30 | 2 | 4:12.524 B | 43.952 | 1:31.854 | 1:56.718 | 289.1 | 2:32:23.482 |
| 31 | 2 | 3:57.297 | 37.103 | 1:31.691 | 1:48.503 | 286.1 | 2:45:04.814 | 31 | 2 | 16:51.812 | ... | 1:32.455 | 1:48.388 | 288.4 | 2:49:15.294 |
| 32 | 2 | 3:57.196 | 37.070 | 1:31.747 | 1:48.379 | 286.9 | 2:49:02.010 | 32 | 2 | 3:55.840 | 36.664 | 1:31.513 | 1:47.663 | 287.6 | 2:53:11.134 |
| 33 | 2 | 3:57.874 | 37.249 | 1:32.029 | 1:48.596 | 286.9 | 2:52:59.884 | 33 | 2 | 3:54.797 | 36.617 | 1:31.053 | 1:47.127 | 288.4 | 2:57:05.931 |
| 34 | 2 | 3:57.261 | 37.077 | 1:31.731 | 1:48.453 | 285.4 | 2:56:57.145 | 34 | 2 | 3:53.948 | 36.560 | 1:30.523 | 1:46.865 | 291.5 | 3:00:59.879 |
| 35 | 2 | 3:57.240 | 37.143 | 1:31.879 | 1:48.218 | 284.6 | 3:00:54.385 | 35 | 2 | 4:00.153 | 36.525 | 1:30.333 | 1:53.295 | 291.5 | 3:05:00.032 |
| 36 | 2 | 4:08.345 | 36.909 | 1:31.659 | 1:59.777 | 286.1 | 3:05:02.730 | | | | | | | | |

24 **Racing Spirit of Leman** Ligier JS P325 - Toyota
 1. Christian GISY LMP3 Pro/Am
 2. Oskar KRISTENSEN

| | | | | | | | |
|----|---|-----------------|---------------|-----------------|-----------------|-------|-------------|
| 1 | 1 | 4:35.731 | 53.555 | 1:38.576 | 2:03.600 | 251.7 | 4:35.731 |
| 2 | 1 | 8:46.819 | 1:26.489 | 4:25.625 | 2:54.705 | | 13:22.550 |
| 3 | 1 | 6:03.833 | 40.462 | 1:34.616 | 3:48.755 | 291.5 | 19:26.383 |
| 4 | 1 | 4:07.525 | 39.842 | 1:33.883 | 1:53.800 | 297.0 | 23:33.908 |
| 5 | 1 | 4:04.456 | 38.903 | 1:32.349 | 1:53.204 | 295.4 | 27:38.364 |
| 6 | 1 | 4:05.282 | 38.534 | 1:32.897 | 1:53.851 | 290.7 | 31:43.646 |
| 7 | 1 | 4:07.308 | 39.391 | 1:33.775 | 1:54.142 | 293.8 | 35:50.954 |
| 8 | 1 | 12:10.500 B | 38.927 | 9:23.691 | 2:07.882 | | 48:01.454 |
| 9 | 1 | 8:19.826 | 3:27.714 | 1:42.207 | 3:09.905 | 282.4 | 56:21.280 |
| 10 | 1 | 6:36.797 | 44.007 | 2:24.044 | 3:28.746 | 240.0 | 1:02:58.077 |
| 11 | 1 | 7:17.558 | 1:00.309 | 3:05.627 | 3:11.622 | 121.1 | 1:10:15.635 |

26 **Bretton Racing** Ligier JS P325 - Toyota
 1. James WINSLOW LMP3
 2. Augustin BERNIER

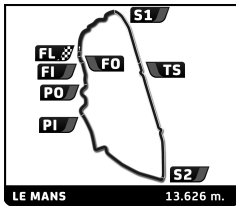
| | | | | | | | |
|---|---|---------------------|----------|----------|---------------------|-------|-----------|
| 1 | 1 | 4:16.151 | 47.574 | 1:34.638 | 1:53.939 | 271.8 | 4:16.151 |
| 2 | 1 | 8:48.306 | 1:26.067 | 4:22.790 | 2:59.449 | | 13:04.457 |
| 3 | 1 | 5:49.096 | 39.089 | 1:32.908 | 3:37.099 | 292.3 | 18:53.553 |
| 4 | 1 | 4:00.977 | 38.371 | 1:32.552 | 1:50.054 | 287.6 | 22:54.530 |
| 5 | 1 | 3:59.653 | 38.032 | 1:32.215 | 1:49.406 | 288.4 | 26:54.183 |

29 **Forestier Racing by VPS** Ligier JS P325 - Toyota
 1. Luciano MORANO LMP3
 2. Roee MEYUHAS

| | | | | | | | |
|----|---|-------------|----------|----------|----------|-------|-------------|
| 1 | 1 | 5:48.768 B | 45.120 | 2:00.833 | 3:02.815 | 222.8 | 5:48.768 |
| 2 | 1 | 11:08.055 B | 5:36.147 | 1:54.954 | 3:36.954 | 247.1 | 16:56.823 |
| 3 | 1 | 6:45.452 | 3:23.246 | 1:32.515 | 1:49.691 | 291.5 | 23:42.275 |
| 4 | 1 | 4:01.888 | 37.881 | 1:32.511 | 1:51.496 | 297.9 | 27:44.163 |
| 5 | 1 | 3:57.939 | 37.795 | 1:31.410 | 1:48.734 | 296.2 | 31:42.102 |
| 6 | 1 | 3:55.743 | 37.089 | 1:30.263 | 1:48.391 | 297.0 | 35:37.845 |
| 7 | 1 | 4:55.121 | 38.093 | 2:28.143 | 1:48.885 | 296.2 | 40:32.966 |
| 8 | 1 | 5:32.780 | 1:00.052 | 2:44.006 | 1:48.722 | | 46:05.746 |
| 9 | 1 | 4:01.391 | 39.347 | 1:31.283 | 1:50.761 | 293.0 | 50:07.137 |
| 10 | 1 | 6:08.310 | 39.126 | 2:06.452 | 3:22.732 | 261.3 | 56:15.447 |
| 11 | 1 | 6:37.910 | 42.741 | 2:24.586 | 3:30.583 | 286.1 | 1:02:53.357 |
| 12 | 1 | 7:16.986 | 59.957 | 3:05.040 | 3:11.989 | | 1:10:10.343 |
| 13 | 1 | 6:24.271 | 1:00.031 | 2:59.414 | 2:24.826 | | 1:16:34.614 |
| 14 | 1 | 4:29.496 | 37.501 | 1:30.883 | 2:21.112 | 291.5 | 1:21:04.110 |
| 15 | 1 | 3:55.117 | 37.329 | 1:30.395 | 1:47.393 | 293.0 | 1:24:59.227 |
| 16 | 1 | 4:25.979 | 36.715 | 1:29.647 | 2:19.617 | 294.6 | 1:29:25.206 |
| 17 | 1 | 4:05.243 B | 39.647 | 1:30.194 | 1:55.402 | 297.0 | 1:33:30.449 |
| 18 | 2 | 11:06.647 | 7:42.134 | 1:34.375 | 1:50.138 | 289.1 | 1:44:37.096 |
| 19 | 2 | 3:59.064 | 37.401 | 1:31.036 | 1:50.627 | 291.5 | 1:48:36.160 |
| 20 | 2 | 6:11.724 | 36.844 | 2:36.188 | 2:58.692 | 278.1 | 1:54:47.884 |



LE MANS CUP



Road to Le Mans
94^e Edition des 24 Heures du Mans
Race

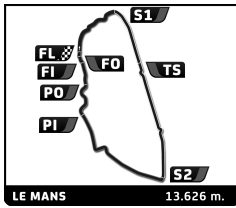
Sector Analysis

Lap under Red Flag Invalidated Lap Personal Best Session Best Crossing the pit lane

| Lap | D | Time | Sector 1 | Sector 2 | Sector 3 | T. Spd | Elapsed | Lap | D | Time | Sector 1 | Sector 2 | Sector 3 | T. Spd | Elapsed |
|--|---|---------------------|-------------------|---------------------|-----------------|--------|-------------|---|----------|---------------------|---------------|---------------------|-----------------|-------------|-------------|
| 21 | 2 | 4:03.281 | 37.061 | 1:34.925 | 1:51.295 | 293.0 | 1:58:51.165 | 36 | 2 | 3:52.907 | 36.711 | 1:30.087 | 1:46.109 | 291.5 | 2:58:10.590 |
| 22 | 2 | 4:09.384 | 37.038 | 1:29.712 | 2:02.634 | 296.2 | 2:03:00.549 | 37 | 2 | 3:54.742 | 37.186 | 1:30.604 | 1:46.952 | 286.9 | 3:02:05.332 |
| 23 | 2 | 3:58.868 | 40.573 | 1:29.409 | 1:48.886 | 295.4 | 2:06:59.417 | 38 | 2 | 4:15.080 | 36.792 | 1:30.479 | 2:07.809 | 293.0 | 3:06:20.412 |
| 24 | 2 | 4:54.878 B | 1:05.085 | 1:30.003 | 2:19.790 | 293.8 | 2:11:54.295 | 35 Ultimate 1. Arlan BOULAIN 2. Gilles HERIAU Ligier JS P325 - Toyota LMP3 Pro/Am | | | | | | | |
| 25 | 2 | 6:43.673 | 3:26.165 | 1:30.992 | 1:46.516 | 291.5 | 2:18:37.968 | 1 | 1 | 4:34.069 | 53.757 | 1:37.808 | 2:02.504 | 239.5 | 4:34.069 |
| 26 | 2 | 4:19.538 | 1:00.049 | 1:33.096 | 1:46.393 | 289.9 | 2:22:57.506 | 2 | 1 | 8:45.945 | 1:26.548 | 4:25.552 | 2:53.845 | | 13:20.014 |
| 27 | 2 | 4:19.132 | 59.383 | 1:33.157 | 1:46.592 | 291.5 | 2:27:16.638 | 3 | 1 | 6:05.303 | 40.205 | 1:33.966 | 3:51.132 | 296.2 | 19:25.317 |
| 28 | 2 | 4:18.941 | 59.371 | 1:32.885 | 1:46.685 | 292.3 | 2:31:35.579 | 4 | 1 | 4:09.671 | 40.114 | 1:35.287 | 1:54.270 | 284.6 | 23:34.988 |
| 29 | 2 | 3:51.890 | 36.324 | 1:30.124 | 1:45.442 | 292.3 | 2:35:27.469 | 5 | 1 | 4:03.719 | 38.674 | 1:32.053 | 1:52.992 | 297.0 | 27:38.707 |
| 30 | 2 | 3:50.800 | 36.368 | 1:29.268 | 1:45.164 | 297.0 | 2:39:18.269 | 6 | 1 | 4:01.401 | 38.466 | 1:32.211 | 1:50.724 | 293.8 | 31:40.108 |
| 31 | 2 | 3:51.972 | 36.107 | 1:29.256 | 1:46.609 | 295.4 | 2:43:10.241 | 7 | 1 | 4:00.773 | 38.008 | 1:32.783 | 1:49.982 | 292.3 | 35:40.881 |
| 32 | 2 | 3:53.258 | 36.300 | 1:29.274 | 1:47.684 | 297.9 | 2:47:03.499 | 8 | 1 | 5:06.827 B | 37.791 | 2:28.415 | 2:00.621 | 294.6 | 40:47.708 |
| 33 | 2 | 3:52.352 | 36.468 | 1:29.413 | 1:46.471 | 298.7 | 2:50:55.851 | 9 | 1 | 7:18.144 | 3:43.858 | 1:41.138 | 1:53.148 | 291.5 | 48:05.852 |
| 34 | 2 | 3:51.967 | 36.625 | 1:29.702 | 1:45.640 | 295.4 | 2:54:47.818 | 10 | 1 | 5:26.106 | 40.212 | 2:45.948 | 1:59.946 | | 53:31.958 |
| 35 | 2 | 3:55.173 | 36.416 | 1:29.492 | 1:49.265 | 297.0 | 2:58:42.991 | 11 | 1 | 7:41.130 | 1:00.849 | 3:02.651 | 3:37.630 | | 1:01:13.088 |
| 34 Inter Europol Competition 1. Alexander BUKHANTSOV 2. Shawn RASHID Ligier JS P325 - Toyota LMP3 Pro/Am | | | | | | | 12 | 1 | 7:15.517 | 1:01.546 | 3:00.447 | 3:13.524 | | 1:08:28.605 | |
| 1 | 1 | 4:33.203 | 53.184 | 1:36.592 | 2:03.427 | 280.9 | 4:33.203 | 13 | 1 | 7:10.760 | 1:00.696 | 2:59.331 | 3:10.733 | | 1:15:39.365 |
| 2 | 1 | 8:46.066 | 1:26.916 | 4:25.197 | 2:53.953 | | 13:19.269 | 14 | 1 | 4:44.719 | 42.164 | 1:36.676 | 2:25.879 | 278.8 | 1:20:24.084 |
| 3 | 1 | 6:01.793 | 39.724 | 1:34.754 | 3:47.315 | 297.9 | 19:21.062 | 15 | 1 | 4:09.424 | 39.835 | 1:33.946 | 1:55.643 | 291.5 | 1:24:33.508 |
| 4 | 1 | 4:03.508 | 39.027 | 1:32.366 | 1:52.115 | 289.9 | 23:24.570 | 16 | 1 | 4:40.119 B | 39.924 | 1:34.306 | 2:25.889 | 289.9 | 1:29:13.627 |
| 5 | 1 | 4:01.356 | 38.072 | 1:31.795 | 1:51.489 | 293.0 | 27:25.926 | 17 | 2 | 6:55.227 | 3:25.329 | 1:35.716 | 1:54.182 | 273.9 | 1:36:08.854 |
| 6 | 1 | 4:02.037 | 38.833 | 1:32.079 | 1:51.125 | 291.5 | 31:27.963 | 18 | 2 | 4:03.912 | 38.410 | 1:33.773 | 1:51.729 | 290.7 | 1:40:12.766 |
| 7 | 1 | 3:58.505 | 37.337 | 1:30.745 | 1:50.423 | 295.4 | 35:26.468 | 19 | 2 | 4:00.584 | 37.774 | 1:32.104 | 1:50.706 | 291.5 | 1:44:13.350 |
| 8 | 1 | 5:07.029 | 38.598 | 2:36.573 | 1:51.858 | 269.8 | 40:33.497 | 20 | 2 | 4:01.076 | 37.317 | 1:31.417 | 1:52.342 | 289.9 | 1:48:14.426 |
| 9 | 1 | 5:37.301 | 1:00.481 | 2:46.450 | 1:50.370 | | 46:10.798 | 21 | 2 | 6:14.761 | 37.428 | 2:36.288 | 3:01.045 | 291.5 | 1:54:29.187 |
| 10 | 1 | 4:01.724 | 37.414 | 1:31.457 | 1:52.863 | 295.4 | 50:12.532 | 22 | 2 | 4:17.720 | 37.821 | 1:48.501 | 1:51.398 | 289.9 | 1:58:46.907 |
| 11 | 1 | 6:14.131 B | 39.741 | 2:15.747 | 3:18.643 | 248.8 | 56:26.663 | 23 | 2 | 4:09.742 | 37.343 | 1:31.091 | 2:01.308 | 294.6 | 2:02:56.649 |
| 12 | 1 | 10:00.101 B | 3:36.068 | 2:54.695 | 3:29.338 | | 1:06:26.764 | 24 | 2 | 4:10.322 B | 40.031 | 1:31.199 | 1:59.092 | 290.7 | 2:07:06.971 |
| 13 | 1 | 10:24.695 | 4:57.660 | 2:53.273 | 2:33.762 | | 1:16:51.459 | 25 | 2 | 8:03.206 | 3:34.468 | 1:31.921 | 2:56.817 | 287.6 | 2:15:10.177 |
| 14 | 1 | 4:44.852 | 41.088 | 1:35.426 | 2:28.338 | 285.4 | 1:21:36.311 | 26 | 2 | 4:08.096 B | 37.606 | 1:31.188 | 1:59.302 | 289.9 | 2:19:18.273 |
| 15 | 1 | 4:44.007 B | 40.046 | 1:33.819 | 2:30.142 | 286.9 | 1:26:20.318 | 27 | 2 | 4:48.014 | 1:24.103 | 1:34.013 | 1:49.898 | 287.6 | 2:24:06.287 |
| 16 | 2 | 6:46.655 | 3:23.378 | 1:33.295 | 1:49.982 | 289.1 | 1:33:06.973 | 28 | 2 | 4:22.670 | 59.236 | 1:33.668 | 1:49.766 | 286.9 | 2:28:28.957 |
| 17 | 2 | 3:55.791 | 37.080 | 1:31.458 | 1:47.253 | 289.9 | 1:37:02.764 | 29 | 2 | 4:07.938 | 44.234 | 1:32.938 | 1:50.766 | 289.1 | 2:32:36.895 |
| 18 | 2 | 3:55.195 | 36.653 | 1:31.142 | 1:47.400 | 293.0 | 1:40:57.959 | 30 | 2 | 3:57.245 | 37.170 | 1:31.044 | 1:49.031 | 292.3 | 2:36:34.140 |
| 19 | 2 | 3:55.192 | 37.228 | 1:31.438 | 1:46.526 | 289.9 | 1:44:53.151 | 31 | 2 | 3:56.341 | 37.130 | 1:30.752 | 1:48.459 | 291.5 | 2:40:30.481 |
| 20 | 2 | 4:01.563 | 37.729 | 1:31.514 | 1:52.320 | 290.7 | 1:48:54.714 | 32 | 2 | 3:55.668 | 36.969 | 1:30.339 | 1:48.360 | 293.0 | 2:44:26.149 |
| 21 | 2 | 6:22.693 B | 37.089 | 2:37.721 | 3:07.883 | 290.7 | 1:55:17.407 | 33 | 2 | 3:56.767 | 37.337 | 1:30.779 | 1:48.651 | 296.2 | 2:48:22.916 |
| 22 | 2 | 4:46.949 | 1:25.489 | 1:31.845 | 1:49.615 | 289.9 | 2:00:04.356 | 34 | 2 | 3:56.240 | 37.093 | 1:30.681 | 1:48.466 | 291.5 | 2:52:19.156 |
| 23 | 2 | 4:15.851 | 36.820 | 1:30.754 | 2:08.277 | 292.3 | 2:04:20.207 | 35 | 2 | 3:58.629 | 37.068 | 1:30.770 | 1:50.791 | 282.4 | 2:56:17.785 |
| 24 | 2 | 3:58.294 | 37.719 | 1:31.186 | 1:49.389 | 294.6 | 2:08:18.501 | 36 | 2 | 3:56.613 | 37.090 | 1:30.861 | 1:48.662 | 292.3 | 3:00:14.398 |
| 25 | 2 | 5:08.747 | 37.994 | 1:31.713 | 2:59.040 | 291.5 | 2:13:27.248 | 37 | 2 | 4:04.331 | 36.872 | 1:31.767 | 1:55.692 | 291.5 | 3:04:18.729 |
| 26 | 2 | 4:20.821 | 1:01.562 | 1:31.450 | 1:47.809 | 294.6 | 2:17:48.069 | 36 Ajith Redant Racing 1. Aditya PATEL 2. Narain KARTHIKEYAN Ligier JS P325 - Toyota LMP3 | | | | | | | |
| 27 | 2 | 4:20.057 | 1:00.013 | 1:33.144 | 1:46.900 | 289.9 | 2:22:08.126 | 1 | 1 | 4:29.683 | 50.235 | 1:37.170 | 2:02.278 | 260.7 | 4:29.683 |
| 28 | 2 | 4:20.779 | 1:00.310 | 1:33.724 | 1:46.745 | 288.4 | 2:26:28.905 | 2 | 1 | 8:41.668 | 1:25.480 | 4:22.204 | 2:53.984 | | 13:11.351 |
| 29 | 2 | 4:19.647 | 1:00.356 | 1:33.040 | 1:46.251 | 287.6 | 2:30:48.552 | 3 | 1 | 5:48.208 | 38.347 | 1:33.543 | 3:36.318 | 293.0 | 18:59.559 |
| 30 | 2 | 3:53.587 | 36.559 | 1:30.654 | 1:46.374 | 292.3 | 2:34:42.139 | 4 | 1 | 4:02.882 | 38.768 | 1:32.592 | 1:51.515 | 295.4 | 23:02.441 |
| 31 | 2 | 3:53.205 | 36.615 | 1:30.367 | 1:46.223 | 292.3 | 2:38:35.344 | 5 | 1 | 3:58.803 | 37.983 | 1:31.105 | 1:49.715 | 293.8 | 27:01.244 |
| 32 | 2 | 4:00.261 | 36.459 | 1:30.312 | 1:53.490 | 292.3 | 2:42:35.605 | 6 | 1 | 4:01.643 | 37.307 | 1:30.886 | 1:53.450 | 297.9 | 31:02.887 |
| 33 | 2 | 3:54.997 | 37.208 | 1:31.179 | 1:46.610 | 290.7 | 2:46:30.602 | 7 | 1 | 3:57.915 | 37.588 | 1:31.004 | 1:49.323 | 296.2 | 35:00.802 |
| 34 | 2 | 3:53.886 | 36.685 | 1:30.725 | 1:46.476 | 292.3 | 2:50:24.488 | | | | | | | | |
| 35 | 2 | 3:53.195 | 36.546 | 1:29.925 | 1:46.724 | 292.3 | 2:54:17.683 | | | | | | | | |



LE MANS CUP



Road to Le Mans
94^e Edition des 24 Heures du Mans
Race

Sector Analysis

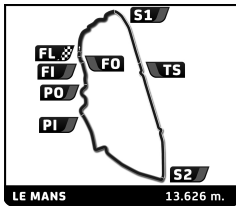
Lap under Red Flag Invalidated Lap Personal Best Session Best Crossing the pit lane

| Lap | D | Time | Sector 1 | Sector 2 | Sector 3 | T. Spd | Elapsed | Lap | D | Time | Sector 1 | Sector 2 | Sector 3 | T. Spd | Elapsed | | |
|-----|---|---------------------|----------|---------------|---------------------|---------------------|---------|-------------|---|------|---------------------|-------------------|---------------------|---------------------|----------|-------------|-------------|
| 8 | 1 | 5:10.044 | B | 37.212 | 2:35.100 | 1:57.732 | 294.6 | 40:10.846 | 10 | 1 | 5:33.244 | 42.779 | 1:45.820 | 3:04.645 | 164.7 | 58:39.137 | |
| 9 | 1 | 7:38.859 | | 3:45.248 | 2:02.280 | 1:51.331 | 269.1 | 47:49.705 | 11 | 1 | 7:28.860 | 1:00.923 | 3:03.102 | 3:24.835 | | 1:06:07.997 | |
| 10 | 1 | 5:14.691 | | 38.986 | 2:43.941 | 1:51.764 | | 53:04.396 | 12 | 1 | 7:16.548 | 59.790 | 3:02.190 | 3:14.568 | 121.7 | 1:13:24.545 | |
| 11 | 1 | 5:33.305 | | 42.823 | 1:45.722 | 3:04.760 | 162.0 | 58:37.701 | 13 | 1 | 5:37.722 | 59.269 | 2:07.758 | 2:30.695 | | 1:19:02.267 | |
| 12 | 1 | 7:29.430 | | 1:01.030 | 3:03.434 | 3:24.966 | 124.4 | 1:06:07.131 | 14 | 1 | 4:36.441 | 40.844 | 1:36.319 | 2:19.278 | 284.6 | 1:23:38.708 | |
| 13 | 1 | 7:16.495 | | 59.796 | 3:02.212 | 3:14.487 | 126.7 | 1:13:23.626 | 15 | 1 | 4:38.773 | 40.838 | 1:34.244 | 2:23.691 | 288.4 | 1:28:17.481 | |
| 14 | 1 | 5:42.429 | B | 58.812 | 2:07.618 | 2:35.999 | | 1:19:06.055 | 16 | 1 | 4:13.442 | 42.892 | 1:34.465 | 1:56.085 | 286.9 | 1:32:30.923 | |
| 15 | 2 | 7:39.321 | | 3:36.753 | 1:38.179 | 2:24.389 | 282.4 | 1:26:45.376 | 17 | 1 | 4:11.639 | 40.799 | 1:33.659 | 1:57.181 | 287.6 | 1:36:42.562 | |
| 16 | 2 | 4:49.094 | | 56.738 | 1:31.790 | 2:20.566 | 291.5 | 1:31:34.470 | 18 | 1 | 4:25.258 | B | 40.413 | 1:34.795 | 2:10.050 | 286.9 | 1:41:07.820 |
| 17 | 2 | 4:01.119 | | 39.894 | 1:31.144 | 1:50.081 | 290.7 | 1:35:35.589 | 19 | 2 | 6:57.513 | 3:27.892 | 1:36.872 | 1:52.749 | 265.2 | 1:48:05.333 | |
| 18 | 2 | 3:55.598 | | 36.855 | 1:30.633 | 1:48.110 | 292.3 | 1:39:31.187 | 20 | 2 | 6:17.418 | 36.883 | 2:43.520 | 2:57.015 | 236.9 | 1:54:22.751 | |
| 19 | 2 | 3:55.193 | | 36.387 | 1:30.442 | 1:48.364 | 294.6 | 1:43:26.380 | 21 | 2 | 4:17.140 | 36.300 | 1:53.671 | 1:47.169 | 289.1 | 1:58:39.891 | |
| 20 | 2 | 4:17.933 | | 37.547 | 1:51.654 | 1:48.732 | 281.7 | 1:47:44.313 | 22 | 2 | 3:57.686 | 37.426 | 1:30.956 | 1:49.304 | 292.3 | 2:02:37.577 | |
| 21 | 2 | 6:10.153 | | 37.247 | 2:35.641 | 2:57.265 | 295.4 | 1:53:54.466 | 23 | 2 | 4:08.758 | B | 42.530 | 1:29.849 | 1:56.379 | 294.6 | 2:06:46.335 |
| 22 | 2 | 4:39.552 | | 36.906 | 2:13.353 | 1:49.293 | 295.4 | 1:58:34.018 | 24 | 2 | 8:03.730 | 3:36.036 | 1:32.065 | 2:55.629 | 285.4 | 2:14:50.065 | |
| 23 | 2 | 3:56.989 | | 37.096 | 1:30.921 | 1:48.972 | 298.7 | 2:02:31.007 | 25 | 2 | 4:02.691 | 36.298 | 1:29.973 | 1:56.420 | 290.7 | 2:18:52.756 | |
| 24 | 2 | 4:07.115 | B | 38.125 | 1:31.113 | 1:57.877 | 293.8 | 2:06:38.122 | 26 | 2 | 4:30.566 | 59.037 | 1:45.405 | 1:46.124 | 276.6 | 2:23:23.322 | |
| 25 | 2 | 8:07.807 | | 3:28.401 | 1:36.770 | 3:02.636 | 278.8 | 2:14:45.929 | 27 | 2 | 4:33.174 | 59.282 | 1:48.343 | 1:45.549 | 275.9 | 2:27:56.496 | |
| 26 | 2 | 3:59.149 | | 38.099 | 1:31.444 | 1:49.606 | 293.8 | 2:18:45.078 | 28 | 2 | 4:06.872 | 48.045 | 1:33.047 | 1:45.780 | 289.1 | 2:32:03.368 | |
| 27 | 2 | 4:24.405 | | 1:01.966 | 1:33.875 | 1:48.564 | 293.0 | 2:23:09.483 | 29 | 2 | 3:52.390 | 35.989 | 1:30.135 | 1:46.266 | 290.7 | 2:35:55.758 | |
| 28 | 2 | 4:22.568 | | 1:01.070 | 1:33.563 | 1:47.935 | 288.4 | 2:27:32.051 | 30 | 2 | 4:04.557 | 36.910 | 1:30.546 | 1:57.101 | 293.8 | 2:40:00.315 | |
| 29 | 2 | 4:20.647 | | 1:00.204 | 1:32.957 | 1:47.486 | 288.4 | 2:31:52.698 | 31 | 2 | 3:50.925 | 36.250 | 1:29.726 | 1:44.949 | 289.1 | 2:43:51.240 | |
| 30 | 2 | 3:55.132 | | 36.806 | 1:30.990 | 1:47.336 | 290.7 | 2:35:47.830 | 32 | 2 | 3:50.942 | 36.355 | 1:29.678 | 1:44.909 | 287.6 | 2:47:42.182 | |
| 31 | 2 | 3:55.456 | | 36.751 | 1:30.762 | 1:47.943 | 291.5 | 2:39:43.286 | 33 | 2 | 3:52.919 | 36.069 | 1:30.031 | 1:46.819 | 289.1 | 2:51:35.101 | |
| 32 | 2 | 3:55.677 | | 36.631 | 1:31.020 | 1:48.026 | 293.8 | 2:43:38.963 | 34 | 2 | 3:50.406 | 36.011 | 1:29.400 | 1:44.995 | 289.9 | 2:55:25.507 | |
| 33 | 2 | 3:54.169 | | 36.688 | 1:30.365 | 1:47.116 | 293.0 | 2:47:33.132 | 35 | 2 | 3:54.900 | 37.261 | 1:29.835 | 1:47.804 | 295.4 | 2:59:20.407 | |
| 34 | 2 | 3:54.759 | | 36.597 | 1:30.150 | 1:48.012 | 295.4 | 2:51:27.891 | 36 | 2 | 4:01.559 | 37.048 | 1:30.837 | 1:53.674 | 289.1 | 3:03:21.966 | |
| 35 | 2 | 3:55.539 | | 36.766 | 1:30.409 | 1:48.364 | 297.9 | 2:55:23.430 | 43 Inter Europol Competition Ligier JS P325 - Toyota | | | | | | | | |
| 36 | 2 | 4:03.650 | B | 36.760 | 1:30.415 | 1:56.475 | 294.6 | 2:59:27.080 | 1.Christian DANNEMAND J LMP3 | | | | | | | | |
| 37 | 2 | 4:30.561 | | 1:03.083 | 1:31.536 | 1:55.942 | 292.3 | 3:03:57.641 | 2.William KARLSSON | | | | | | | | |

| 37 CLX Motorsport | | Ligier JS P325 - Toyota | | | | | | |
|-------------------|---|-------------------------|-------------------|-----------------|-----------------|----------|-----------|-----------|
| 1.Louis STERN | | LMP3 Pro/Am | | | | | | |
| 2.Bruno RIBEIRO | | | | | | | | |
| 1 | 1 | 4:28.802 | 52.038 | 1:35.907 | 2:00.857 | 278.8 | 4:28.802 | |
| 2 | 1 | 8:43.569 | 1:25.869 | 4:22.080 | 2:55.620 | | 13:12.371 | |
| 3 | 1 | 5:54.683 | 39.242 | 1:33.969 | 3:41.472 | 291.5 | 19:07.054 | |
| 4 | 1 | 4:05.279 | 38.795 | 1:33.008 | 1:53.476 | 289.9 | 23:12.333 | |
| 5 | 1 | 4:04.104 | 38.322 | 1:32.550 | 1:53.232 | 292.3 | 27:16.437 | |
| 6 | 1 | 4:06.261 | 39.804 | 1:31.324 | 1:55.133 | 293.8 | 31:22.698 | |
| 7 | 1 | 4:01.416 | 37.645 | 1:31.335 | 1:52.436 | 293.8 | 35:24.114 | |
| 8 | 1 | 5:16.056 | B | 37.648 | 2:36.722 | 2:01.686 | 278.1 | 40:40.170 |

| 42 Steller Motorsport | | Duqueine D09 - Toyota | | | | | | |
|-----------------------|---|-----------------------|---|----------|----------|----------|-------|-----------|
| 1.Ameerh NARAN | | LMP3 Pro/Am | | | | | | |
| 2.Sergio SETTE CAMARA | | | | | | | | |
| 1 | 1 | 7:36.767 | B | 1:47.213 | 2:09.114 | 3:40.440 | 125.7 | 7:36.767 |
| 2 | 1 | 7:44.738 | | 1:27.064 | 3:30.595 | 2:47.079 | | 15:21.505 |
| 3 | 1 | 5:50.475 | | 44.506 | 1:42.303 | 3:23.666 | 283.9 | 21:11.980 |
| 4 | 1 | 4:20.701 | | 43.830 | 1:36.446 | 2:00.425 | 286.9 | 25:32.681 |

LE MANS CUP

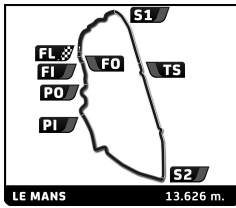


Road to Le Mans
94^e Edition des 24 Heures du Mans
Race

Sector Analysis

| Lap under Red Flag | | | | | | | | | | | Invalidated Lap | | | | | | | | | | | Personal Best | | | | | | | | | | | Session Best | | | | | | | | | | | B Crossing the pit lane | | | | | | | | | | |
|--|---|-----------|----------|----------|----------|--------|-------------|-----|---|----------|---|----------|----------|--------|-------------|-----|---|----------|----------|----------|----------|--|-------------|-----|---|----------|----------|----------|----------|--------|-------------|-----|--------------|----------|----------|----------|----------|--------|-------------|--|--|--|--|-------------------------|--|--|--|--|--|--|--|--|--|--|
| Lap | D | Time | Sector 1 | Sector 2 | Sector 3 | T. Spd | Elapsed | Lap | D | Time | Sector 1 | Sector 2 | Sector 3 | T. Spd | Elapsed | Lap | D | Time | Sector 1 | Sector 2 | Sector 3 | T. Spd | Elapsed | Lap | D | Time | Sector 1 | Sector 2 | Sector 3 | T. Spd | Elapsed | Lap | D | Time | Sector 1 | Sector 2 | Sector 3 | T. Spd | Elapsed | | | | | | | | | | | | | | | |
| 24 | 2 | 3:59.804 | 40.032 | 1:31.449 | 1:48.323 | 285.4 | 2:06:47.526 | 24 | 2 | 4:26.018 | 1:05.471 | 1:31.307 | 1:49.240 | 288.4 | 2:10:08.489 | 24 | 2 | 4:26.018 | 1:05.471 | 1:31.307 | 1:49.240 | 288.4 | 2:10:08.489 | 24 | 2 | 4:26.018 | 1:05.471 | 1:31.307 | 1:49.240 | 288.4 | 2:10:08.489 | 24 | 2 | 4:26.018 | 1:05.471 | 1:31.307 | 1:49.240 | 288.4 | 2:10:08.489 | | | | | | | | | | | | | | | |
| 25 | 2 | 4:31.372 | 1:05.517 | 1:31.111 | 1:54.744 | 288.4 | 2:11:18.898 | 25 | 2 | 5:16.288 | 1:05.139 | 1:31.225 | 2:39.924 | 287.6 | 2:15:24.777 | 25 | 2 | 5:16.288 | 1:05.139 | 1:31.225 | 2:39.924 | 287.6 | 2:15:24.777 | 25 | 2 | 5:16.288 | 1:05.139 | 1:31.225 | 2:39.924 | 287.6 | 2:15:24.777 | 25 | 2 | 5:16.288 | 1:05.139 | 1:31.225 | 2:39.924 | 287.6 | 2:15:24.777 | | | | | | | | | | | | | | | |
| 26 | 2 | 4:38.234 | 1:05.460 | 1:31.758 | 2:01.016 | 285.4 | 2:15:57.132 | 26 | 2 | 4:04.720 | 36.868 | 1:30.276 | 1:57.576 | 290.7 | 2:19:29.497 | 26 | 2 | 4:04.720 | 36.868 | 1:30.276 | 1:57.576 | 290.7 | 2:19:29.497 | 26 | 2 | 4:04.720 | 36.868 | 1:30.276 | 1:57.576 | 290.7 | 2:19:29.497 | 26 | 2 | 4:04.720 | 36.868 | 1:30.276 | 1:57.576 | 290.7 | 2:19:29.497 | | | | | | | | | | | | | | | |
| 27 | 2 | 7:17.436 | 3:49.201 | 1:38.712 | 1:49.523 | 282.4 | 2:23:14.568 | 27 | 2 | 7:23.401 | 3:48.849 | 1:36.578 | 1:57.974 | 254.0 | 2:26:52.898 | 27 | 2 | 7:23.401 | 3:48.849 | 1:36.578 | 1:57.974 | 254.0 | 2:26:52.898 | 27 | 2 | 7:23.401 | 3:48.849 | 1:36.578 | 1:57.974 | 254.0 | 2:26:52.898 | 27 | 2 | 7:23.401 | 3:48.849 | 1:36.578 | 1:57.974 | 254.0 | 2:26:52.898 | | | | | | | | | | | | | | | |
| 28 | 2 | 4:22.764 | 1:00.592 | 1:34.373 | 1:47.799 | 283.9 | 2:27:37.332 | 28 | 2 | 4:48.665 | 1:25.849 | 1:33.426 | 1:49.390 | 289.9 | 2:31:41.563 | 28 | 2 | 4:48.665 | 1:25.849 | 1:33.426 | 1:49.390 | 289.9 | 2:31:41.563 | 28 | 2 | 4:48.665 | 1:25.849 | 1:33.426 | 1:49.390 | 289.9 | 2:31:41.563 | 28 | 2 | 4:48.665 | 1:25.849 | 1:33.426 | 1:49.390 | 289.9 | 2:31:41.563 | | | | | | | | | | | | | | | |
| 29 | 2 | 4:23.070 | 58.864 | 1:35.180 | 1:49.026 | 285.4 | 2:32:00.402 | 29 | 2 | 3:56.794 | 36.999 | 1:30.412 | 1:49.383 | 294.6 | 2:35:38.357 | 29 | 2 | 3:56.794 | 36.999 | 1:30.412 | 1:49.383 | 294.6 | 2:35:38.357 | 29 | 2 | 3:56.794 | 36.999 | 1:30.412 | 1:49.383 | 294.6 | 2:35:38.357 | 29 | 2 | 3:56.794 | 36.999 | 1:30.412 | 1:49.383 | 294.6 | 2:35:38.357 | | | | | | | | | | | | | | | |
| 30 | 2 | 3:55.192 | 36.446 | 1:31.054 | 1:47.692 | 287.6 | 2:35:55.594 | 30 | 2 | 3:54.865 | 36.666 | 1:30.810 | 1:47.389 | 289.9 | 2:39:33.222 | 30 | 2 | 3:54.865 | 36.666 | 1:30.810 | 1:47.389 | 289.9 | 2:39:33.222 | 30 | 2 | 3:54.865 | 36.666 | 1:30.810 | 1:47.389 | 289.9 | 2:39:33.222 | 30 | 2 | 3:54.865 | 36.666 | 1:30.810 | 1:47.389 | 289.9 | 2:39:33.222 | | | | | | | | | | | | | | | |
| 31 | 2 | 3:53.658 | 36.566 | 1:30.664 | 1:46.428 | 288.4 | 2:39:49.252 | 31 | 2 | 4:03.247 | 36.781 | 1:30.612 | 1:55.854 | 290.7 | 2:43:36.469 | 31 | 2 | 4:03.247 | 36.781 | 1:30.612 | 1:55.854 | 290.7 | 2:43:36.469 | 31 | 2 | 4:03.247 | 36.781 | 1:30.612 | 1:55.854 | 290.7 | 2:43:36.469 | 31 | 2 | 4:03.247 | 36.781 | 1:30.612 | 1:55.854 | 290.7 | 2:43:36.469 | | | | | | | | | | | | | | | |
| 32 | 2 | 4:02.181 | 36.317 | 1:30.706 | 1:55.158 | 289.9 | 2:43:51.433 | 32 | 2 | 4:21.842 | 1:03.106 | 1:31.245 | 1:47.491 | 288.4 | 2:47:58.311 | 32 | 2 | 4:21.842 | 1:03.106 | 1:31.245 | 1:47.491 | 288.4 | 2:47:58.311 | 32 | 2 | 4:21.842 | 1:03.106 | 1:31.245 | 1:47.491 | 288.4 | 2:47:58.311 | 32 | 2 | 4:21.842 | 1:03.106 | 1:31.245 | 1:47.491 | 288.4 | 2:47:58.311 | | | | | | | | | | | | | | | |
| 33 | 2 | 11:33.786 | 8:11.619 | 1:33.511 | 1:48.656 | 283.1 | 2:55:25.219 | 33 | 2 | 3:55.504 | 36.712 | 1:31.549 | 1:47.243 | 288.4 | 2:51:53.815 | 33 | 2 | 3:55.504 | 36.712 | 1:31.549 | 1:47.243 | 288.4 | 2:51:53.815 | 33 | 2 | 3:55.504 | 36.712 | 1:31.549 | 1:47.243 | 288.4 | 2:51:53.815 | 33 | 2 | 3:55.504 | 36.712 | 1:31.549 | 1:47.243 | 288.4 | 2:51:53.815 | | | | | | | | | | | | | | | |
| 34 | 2 | 3:56.486 | 37.362 | 1:31.484 | 1:47.640 | 280.2 | 2:59:21.705 | 34 | 2 | 3:54.867 | 36.754 | 1:30.929 | 1:47.184 | 289.9 | 2:55:48.682 | 34 | 2 | 3:54.867 | 36.754 | 1:30.929 | 1:47.184 | 289.9 | 2:55:48.682 | 34 | 2 | 3:54.867 | 36.754 | 1:30.929 | 1:47.184 | 289.9 | 2:55:48.682 | 34 | 2 | 3:54.867 | 36.754 | 1:30.929 | 1:47.184 | 289.9 | 2:55:48.682 | | | | | | | | | | | | | | | |
| 35 | 2 | 4:03.693 | 37.229 | 1:31.504 | 1:54.960 | 293.8 | 3:03:25.398 | 35 | 2 | 3:54.495 | 36.608 | 1:30.634 | 1:47.253 | 289.9 | 2:59:43.177 | 35 | 2 | 3:54.495 | 36.608 | 1:30.634 | 1:47.253 | 289.9 | 2:59:43.177 | 35 | 2 | 3:54.495 | 36.608 | 1:30.634 | 1:47.253 | 289.9 | 2:59:43.177 | 35 | 2 | 3:54.495 | 36.608 | 1:30.634 | 1:47.253 | 289.9 | 2:59:43.177 | | | | | | | | | | | | | | | |
| 36 | 2 | 4:00.881 | 36.616 | 1:31.311 | 1:52.954 | 289.1 | 3:03:44.058 | 36 | 2 | 4:00.881 | 36.616 | 1:31.311 | 1:52.954 | 289.1 | 3:03:44.058 | 36 | 2 | 4:00.881 | 36.616 | 1:31.311 | 1:52.954 | 289.1 | 3:03:44.058 | 36 | 2 | 4:00.881 | 36.616 | 1:31.311 | 1:52.954 | 289.1 | 3:03:44.058 | 36 | 2 | 4:00.881 | 36.616 | 1:31.311 | 1:52.954 | 289.1 | 3:03:44.058 | | | | | | | | | | | | | | | |
| 45 High Class Racing 1. Max MORITZ 2. Morris SCHURING Porsche 911 GT3 R (992) GT3 | | | | | | | | | | | 50 23Events Racing 1. Giovanni MASCHIO 2. Colin QUEEN Ligier JS P325 - Toyota LMP3 | | | | | | | | | | | 51 AF Corse 1. Alessandro COZZI 2. Eliseo DONNO Ferrari 296 GT3 Evo GT3 | | | | | | | | | | | | | | | | | | | | | | | | | | | | | | | | |
| 1 | 1 | 9:59.568 | 1:22.177 | 3:32.369 | 5:05.022 | | 9:59.568 | 1 | 2 | 4:04.315 | 41.718 | 1:32.373 | 1:50.224 | 291.5 | 4:04.315 | 1 | 1 | 7:58.124 | 2:15.906 | 1:51.596 | 3:50.622 | 245.4 | 7:58.124 | 1 | 1 | 7:58.124 | 2:15.906 | 1:51.596 | 3:50.622 | 245.4 | 7:58.124 | 1 | 1 | 7:58.124 | 2:15.906 | 1:51.596 | 3:50.622 | 245.4 | 7:58.124 | | | | | | | | | | | | | | | |
| 2 | 1 | 8:52.028 | 3:22.703 | 1:39.638 | 3:49.687 | 282.4 | 18:51.596 | 2 | 2 | 9:26.122 | 1:25.859 | 4:23.297 | 3:36.966 | | 13:30.437 | 2 | 1 | 7:07.065 | 1:26.233 | 3:13.321 | 2:27.511 | | 15:05.189 | 2 | 1 | 7:07.065 | 1:26.233 | 3:13.321 | 2:27.511 | | 15:05.189 | 2 | 1 | 7:07.065 | 1:26.233 | 3:13.321 | 2:27.511 | | 15:05.189 | | | | | | | | | | | | | | | |
| 3 | 1 | 4:44.582 | 1:11.408 | 1:36.680 | 1:56.494 | 290.7 | 23:36.178 | 3 | 1 | 5:56.763 | 38.532 | 1:32.242 | 2:45.989 | 292.3 | 19:27.200 | 3 | 1 | 5:56.763 | 38.532 | 1:32.242 | 2:45.989 | 292.3 | 19:27.200 | 3 | 1 | 5:56.763 | 38.532 | 1:32.242 | 2:45.989 | 292.3 | 19:27.200 | 3 | 1 | 5:56.763 | 38.532 | 1:32.242 | 2:45.989 | 292.3 | 19:27.200 | | | | | | | | | | | | | | | |
| 4 | 1 | 4:04.608 | 38.609 | 1:33.371 | 1:52.628 | 289.1 | 27:40.786 | 4 | 1 | 4:04.184 | 39.603 | 1:33.801 | 1:50.780 | 295.4 | 23:31.384 | 4 | 1 | 4:04.184 | 39.603 | 1:33.801 | 1:50.780 | 295.4 | 23:31.384 | 4 | 1 | 4:04.184 | 39.603 | 1:33.801 | 1:50.780 | 295.4 | 23:31.384 | 4 | 1 | 4:04.184 | 39.603 | 1:33.801 | 1:50.780 | 295.4 | 23:31.384 | | | | | | | | | | | | | | | |
| 5 | 1 | 4:03.852 | 38.385 | 1:32.738 | 1:52.729 | 290.7 | 31:44.638 | 5 | 2 | 5:07.986 | 39.577 | 1:32.915 | 2:55.494 | 293.8 | 28:39.370 | 5 | 2 | 5:07.986 | 39.577 | 1:32.915 | 2:55.494 | 293.8 | 28:39.370 | 5 | 2 | 5:07.986 | 39.577 | 1:32.915 | 2:55.494 | 293.8 | 28:39.370 | 5 | 2 | 5:07.986 | 39.577 | 1:32.915 | 2:55.494 | 293.8 | 28:39.370 | | | | | | | | | | | | | | | |
| 6 | 1 | 4:03.472 | 38.300 | 1:33.340 | 1:51.832 | 287.6 | 35:48.110 | 6 | 1 | 4:09.847 | 39.837 | 1:34.951 | 1:55.059 | 284.6 | 25:04.876 | 6 | 1 | 4:09.847 | 39.837 | 1:34.951 | 1:55.059 | 284.6 | 25:04.876 | 6 | 1 | 4:09.847 | 39.837 | 1:34.951 | 1:55.059 | 284.6 | 25:04.876 | 6 | 1 | 4:09.847 | 39.837 | 1:34.951 | 1:55.059 | 284.6 | 25:04.876 | | | | | | | | | | | | | | | |
| 7 | 1 | 4:57.421 | 37.867 | 2:26.033 | 1:53.521 | 289.1 | 40:45.531 | 7 | 1 | 4:07.550 | 38.844 | 1:34.358 | 1:54.348 | 286.9 | 29:12.426 | 7 | 1 | 4:07.550 | 38.844 | 1:34.358 | 1:54.348 | 286.9 | 29:12.426 | 7 | 1 | 4:07.550 | 38.844 | 1:34.358 | 1:54.348 | 286.9 | 29:12.426 | 7 | 1 | 4:07.550 | 38.844 | 1:34.358 | 1:54.348 | 286.9 | 29:12.426 | | | | | | | | | | | | | | | |
| 8 | 1 | 6:05.676 | 59.877 | 2:43.750 | 2:22.049 | | 46:51.207 | 8 | 1 | 4:06.076 | 39.198 | 1:33.514 | 1:53.364 | 289.1 | 33:18.502 | 8 | 1 | 4:06.076 | 39.198 | 1:33.514 | 1:53.364 | 289.1 | 33:18.502 | 8 | 1 | 4:06.076 | 39.198 | 1:33.514 | 1:53.364 | 289.1 | 33:18.502 | 8 | 1 | 4:06.076 | 39.198 | 1:33.514 | 1:53.364 | 289.1 | 33:18.502 | | | | | | | | | | | | | | | |
| 9 | 2 | 11:37.202 | 5:48.039 | 2:16.571 | 3:32.592 | 211.9 | 58:28.409 | 9 | 1 | 4:16.324 | 38.893 | 1:34.011 | 2:03.420 | 286.9 | 37:34.826 | 9 | 1 | 4:16.324 | 38.893 | 1:34.011 | 2:03.420 | 286.9 | 37:34.826 | 9 | 1 | 4:16.324 | 38.893 | 1:34.011 | 2:03.420 | 286.9 | 37:34.826 | 9 | 1 | 4:16.324 | 38.893 | 1:34.011 | 2:03.420 | 286.9 | 37:34.826 | | | | | | | | | | | | | | | |
| 10 | 2 | 7:30.507 | 1:02.816 | 3:03.424 | 3:24.267 | 130.4 | 1:05:58.916 | 10 | 1 | 8:26.350 | 3:46.710 | 2:45.385 | 1:54.255 | | 46:01.176 | 10 | 1 | 8:26.350 | 3:46.710 | 2:45.385 | 1:54.255 | | 46:01.176 | 10 | 1 | 8:26.350 | 3:46.710 | 2:45.385 | 1:54.255 | | 46:01.176 | 10 | 1 | 8:26.350 | 3:46.710 | 2:45.385 | 1:54.255 | | 46:01.176 | | | | | | | | | | | | | | | |
| 11 | 2 | 7:17.363 | 1:01.856 | 2:59.703 | 3:15.804 | | 1:13:16.279 | 11 | 1 | 4:10.958 | 38.949 | 1:34.486 | 1:57.523 | 286.9 | 50:12.134 | 11 | 1 | 4:10.958 | 38.949 | 1:34.486 | 1:57.523 | 286.9 | 50:12.134 | 11 | 1 | 4:10.958 | 38.949 | 1:34.486 | 1:57.523 | 286.9 | 50:12.134 | 11 | 1 | 4:10.958 | 38.949 | 1:34.486 | 1:57.523 | 286.9 | 50:12.134 | | | | | | | | | | | | | | | |
| 12 | 2 | 5:46.317 | 1:01.205 | 2:09.248 | 2:35.864 | | 1:19:02.596 | 12 | 1 | 6:08.057 | 41.122 | 2:13.152 | 3:13.783 | 250.5 | 56:20.191 | 12 | 1 | 6:08.057 | 41.122 | 2:13.152 | 3:13.783 | 250.5 | 56:20.191 | 12 | 1 | 6:08.057 | 41.122 | 2:13.152 | 3:13.783 | 250.5 | 56:20.191 | 12 | 1 | 6:08.057 | 41.122 | 2:13.152 | 3:13.783 | 250.5 | 56:20.191 | | | | | | | | | | | | | | | |
| | | | | | | | | | | | | | | | | | | | | | | | | | | | | | | | | | | | | | | | | | | | | | | | | | | | | | | |

LE MANS CUP



Road to Le Mans
94^e Edition des 24 Heures du Mans
Race

Sector Analysis

Lap under Red Flag Invalidated Lap Personal Best Session Best Crossing the pit lane

| Lap | D | Time | Sector 1 | Sector 2 | Sector 3 | T. Spd | Elapsed | Lap | D | Time | Sector 1 | Sector 2 | Sector 3 | T. Spd | Elapsed |
|-----|---|-----------------|---------------|-----------------|-----------------|--------|-------------|-----|---|-----------------------|---------------------|---------------------|----------|--------|-----------|
| 30 | 2 | 3:57.256 | 37.075 | 1:31.261 | 1:48.920 | 293.8 | 2:39:07.813 | 4 | 1 | 4:11.810 | 40.819 | 1:35.361 | 1:55.630 | 286.1 | 25:24.277 |
| 31 | 2 | 3:56.869 | 37.527 | 1:31.042 | 1:48.300 | 289.9 | 2:43:04.682 | 5 | 1 | 4:20.227 B | 39.318 | 1:35.000 | 2:05.909 | 285.4 | 29:44.504 |
| 32 | 2 | 3:57.134 | 36.860 | 1:31.888 | 1:48.386 | 289.9 | 2:47:01.816 | 6 | 1 | 7:06.360 | 3:36.414 | 1:35.442 | 1:54.504 | 283.9 | 36:50.864 |
| 33 | 2 | 3:56.592 | 36.796 | 1:31.640 | 1:48.156 | 290.7 | 2:50:58.408 | 7 | 1 | 4:23.572 | 38.857 | 1:46.415 | 1:58.300 | 285.4 | 41:14.436 |
| 34 | 2 | 3:54.991 | 36.767 | 1:30.415 | 1:47.809 | 292.3 | 2:54:53.399 | 8 | 1 | 5:34.801 | 54.113 | 2:46.060 | 1:54.628 | | 46:49.237 |
| 35 | 2 | 3:56.651 | 36.927 | 1:30.960 | 1:48.764 | 290.7 | 2:58:50.050 | 9 | 1 | 5:07.478 | 39.058 | 2:33.271 | 1:55.149 | | 51:56.715 |
| 36 | 2 | 3:57.655 | 36.925 | 1:30.734 | 1:49.996 | 290.7 | 3:02:47.705 | 10 | 1 | 6:30.696 | 38.864 | 2:18.778 | 3:33.054 | 269.8 | 58:27.411 |

54 **Dinamic GT** Porsche 911 GT3 (992) EVO GT3
1.Reinhold KRAHN
2.Matteo CRESSONI

| | | | | | | | |
|----|---|---------------------|---------------|---------------------|---------------------|-------|-------------|
| 1 | 1 | 5:07.938 | 1:08.112 | 1:39.982 | 2:19.844 | 279.5 | 5:07.938 |
| 2 | 1 | 8:24.821 | 1:25.436 | 4:19.886 | 2:39.499 | | 13:32.759 |
| 3 | 1 | 6:00.803 | 40.944 | 1:36.107 | 3:43.752 | 284.6 | 19:33.562 |
| 4 | 1 | 4:12.523 | 40.806 | 1:35.746 | 1:55.971 | 282.4 | 23:46.085 |
| 5 | 1 | 4:07.956 | 39.102 | 1:33.907 | 1:54.947 | 284.6 | 27:54.041 |
| 6 | 1 | 4:06.643 | 38.458 | 1:33.069 | 1:55.116 | 285.4 | 32:00.684 |
| 7 | 1 | 4:04.994 | 38.802 | 1:33.393 | 1:52.799 | 283.1 | 36:05.678 |
| 8 | 1 | 4:58.420 B | 38.301 | 2:16.952 | 2:03.167 | 283.1 | 41:04.098 |
| 9 | 1 | 7:12.635 | 3:40.346 | 1:38.516 | 1:53.773 | 281.7 | 48:16.733 |
| 10 | 1 | 5:29.154 | 41.649 | 2:45.074 | 2:02.431 | | 53:45.887 |
| 11 | 1 | 7:28.950 | 48.355 | 3:02.848 | 3:37.747 | | 1:01:14.837 |
| 12 | 1 | 7:15.149 | 1:00.885 | 3:00.956 | 3:13.308 | | 1:08:29.986 |
| 13 | 1 | 7:10.475 | 1:00.384 | 2:59.616 | 3:10.475 | | 1:15:40.461 |
| 14 | 1 | 4:58.637 B | 41.978 | 1:37.256 | 2:39.403 | 286.1 | 1:20:39.098 |
| 15 | 2 | 7:29.821 | 3:28.726 | 1:39.101 | 2:21.994 | 276.6 | 1:28:08.919 |
| 16 | 2 | 4:03.989 | 40.860 | 1:33.143 | 1:49.986 | 280.9 | 1:32:12.908 |
| 17 | 2 | 3:58.049 | 37.412 | 1:31.833 | 1:48.804 | 283.1 | 1:36:10.957 |
| 18 | 2 | 3:58.106 | 37.140 | 1:32.112 | 1:48.854 | 284.6 | 1:40:09.063 |
| 19 | 2 | 3:58.248 | 37.384 | 1:32.228 | 1:48.636 | 283.1 | 1:44:07.311 |
| 20 | 2 | 3:59.163 | 37.064 | 1:31.694 | 1:50.405 | 283.9 | 1:48:06.474 |
| 21 | 2 | 6:19.140 | 37.265 | 2:42.352 | 2:59.523 | 280.9 | 1:54:25.614 |
| 22 | 2 | 4:17.321 | 37.233 | 1:50.843 | 1:49.245 | 283.1 | 1:58:42.935 |
| 23 | 2 | 3:59.765 | 36.919 | 1:31.718 | 1:51.128 | 287.6 | 2:02:42.700 |
| 24 | 2 | 4:00.482 | 39.412 | 1:31.675 | 1:49.395 | 283.9 | 2:06:43.182 |
| 25 | 2 | 4:30.733 | 1:05.146 | 1:31.669 | 1:53.918 | 284.6 | 2:11:13.915 |
| 26 | 2 | 4:38.297 | 1:05.381 | 1:31.849 | 2:01.067 | 283.9 | 2:15:52.212 |
| 27 | 2 | 4:07.666 B | 37.932 | 1:31.936 | 1:57.798 | 283.1 | 2:19:59.878 |
| 28 | 2 | 7:15.926 | 3:46.089 | 1:37.780 | 1:52.057 | 277.3 | 2:27:15.804 |
| 29 | 2 | 4:25.079 | 59.873 | 1:34.825 | 1:50.381 | 284.6 | 2:31:40.883 |
| 30 | 2 | 3:57.900 | 37.271 | 1:31.980 | 1:48.649 | 287.6 | 2:35:38.783 |
| 31 | 2 | 3:57.130 | 37.704 | 1:31.192 | 1:48.234 | 287.6 | 2:39:35.913 |
| 32 | 2 | 3:57.329 | 37.603 | 1:31.249 | 1:48.477 | 286.1 | 2:43:33.242 |
| 33 | 2 | 3:57.576 | 36.930 | 1:31.637 | 1:49.009 | 285.4 | 2:47:30.818 |
| 34 | 2 | 3:56.500 | 37.129 | 1:31.204 | 1:48.167 | 286.1 | 2:51:27.318 |
| 35 | 2 | 3:57.195 | 37.088 | 1:31.275 | 1:48.832 | 288.4 | 2:55:24.513 |
| 36 | 2 | 3:58.890 | 37.280 | 1:31.801 | 1:49.809 | 286.9 | 2:59:23.403 |
| 37 | 2 | 4:03.426 | 37.142 | 1:31.432 | 1:54.852 | 285.4 | 3:03:26.829 |

55 **AF Corse** Ferrari 296 GT3 GT3
1.Francesco PIOVANETTI
2.Tommaso MOSCA

| | | | | | | | |
|---|---|---------------------|----------|---------------------|----------|-------|-----------|
| 1 | 1 | 4:44.866 | 1:02.790 | 1:36.948 | 2:05.128 | 286.9 | 4:44.866 |
| 2 | 1 | 10:59.287 | 1:25.654 | 4:24.981 | 5:08.652 | | 15:44.153 |
| 3 | 1 | 5:28.314 | 42.163 | 1:35.902 | 3:10.249 | 283.1 | 21:12.467 |

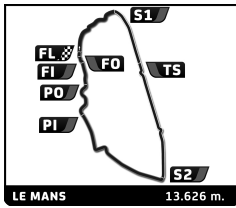
| | | | | | | | |
|----|---|-----------------------|---------------|---------------------|-----------------|-------|-------------|
| 11 | 1 | 7:30.418 | 1:02.977 | 3:03.012 | 3:24.429 | 141.9 | 1:05:57.829 |
| 12 | 1 | 7:17.371 | 1:02.106 | 2:59.473 | 3:15.792 | | 1:13:15.200 |
| 13 | 1 | 5:49.947 B | 1:01.449 | 2:09.246 | 2:39.252 | | 1:19:05.147 |
| 14 | 1 | 4:58.527 B | 1:07.456 | 1:35.305 | 2:15.766 | 283.1 | 1:24:03.674 |
| 15 | 2 | 7:24.307 | 3:28.399 | 1:35.770 | 2:20.138 | 282.4 | 1:31:27.981 |
| 16 | 2 | 4:02.118 | 40.340 | 1:31.885 | 1:49.893 | 285.4 | 1:35:30.099 |
| 17 | 2 | 3:56.874 | 37.177 | 1:31.342 | 1:48.355 | 291.5 | 1:39:26.973 |
| 18 | 2 | 4:07.413 B | 37.660 | 1:31.963 | 1:57.790 | 286.9 | 1:43:34.386 |
| 19 | 2 | 4:28.609 | 1:03.345 | 1:33.808 | 1:51.456 | 266.5 | 1:48:02.995 |
| 20 | 2 | 6:09.248 | 37.213 | 2:36.139 | 2:55.896 | 243.2 | 1:54:12.243 |
| 21 | 2 | 4:26.485 | 37.190 | 2:00.075 | 1:49.220 | 286.9 | 1:58:38.728 |
| 22 | 2 | 3:59.940 | 38.345 | 1:31.825 | 1:49.770 | 287.6 | 2:02:38.668 |
| 23 | 2 | 3:59.881 | 39.580 | 1:31.182 | 1:49.119 | 290.7 | 2:06:38.549 |
| 24 | 2 | 4:35.377 B | 1:05.091 | 1:31.400 | 1:58.886 | 293.8 | 2:11:13.926 |
| 25 | 2 | 7:05.229 | 3:38.991 | 1:34.791 | 1:51.447 | 283.9 | 2:18:19.155 |
| 26 | 2 | 4:23.108 | 59.478 | 1:34.724 | 1:48.906 | 283.9 | 2:22:42.263 |
| 27 | 2 | 4:21.792 | 58.916 | 1:34.352 | 1:48.524 | 283.9 | 2:27:04.055 |
| 28 | 2 | 4:21.907 | 58.752 | 1:34.680 | 1:48.475 | 283.1 | 2:31:25.962 |
| 29 | 2 | 3:59.298 | 37.291 | 1:33.096 | 1:48.911 | 285.4 | 2:35:25.260 |
| 30 | 2 | 3:59.313 | 37.055 | 1:31.849 | 1:50.409 | 287.6 | 2:39:24.573 |
| 31 | 2 | 3:57.118 | 37.263 | 1:31.470 | 1:48.385 | 289.1 | 2:43:21.691 |
| 32 | 2 | 3:57.589 | 37.111 | 1:32.041 | 1:48.437 | 287.6 | 2:47:19.280 |
| 33 | 2 | 3:56.823 | 37.004 | 1:31.439 | 1:48.380 | 287.6 | 2:51:16.103 |
| 34 | 2 | 3:56.506 | 37.071 | 1:31.341 | 1:48.094 | 287.6 | 2:55:12.609 |
| 35 | 2 | 3:57.561 | 37.748 | 1:31.626 | 1:48.187 | 288.4 | 2:59:10.170 |
| 36 | 2 | 4:00.604 | 37.200 | 1:31.735 | 1:51.669 | 287.6 | 3:03:10.774 |

58 **GG Classics** Ligier JS P325 - Toyota LMP3 Pro/Am
1.George NAKAS
2.Fraser ROSS

| | | | | | | | |
|----|---|---------------------|-------------------|---------------------|-----------------|-------|-------------|
| 1 | 2 | 4:30.803 | 52.591 | 1:35.947 | 2:02.265 | 237.4 | 4:30.803 |
| 2 | 2 | 8:47.135 | 1:26.332 | 4:24.858 | 2:55.945 | | 13:17.938 |
| 3 | 2 | 5:54.538 | 39.354 | 1:32.941 | 3:42.243 | 292.3 | 19:12.476 |
| 4 | 2 | 4:01.056 | 38.036 | 1:31.831 | 1:51.189 | 292.3 | 23:13.532 |
| 5 | 2 | 4:03.051 | 38.468 | 1:31.835 | 1:52.748 | 293.8 | 27:16.583 |
| 6 | 2 | 3:58.450 | 37.637 | 1:31.402 | 1:49.411 | 293.0 | 31:15.033 |
| 7 | 2 | 3:56.205 | 37.107 | 1:30.565 | 1:48.533 | 294.6 | 35:11.238 |
| 8 | 2 | 5:10.677 B | 37.262 | 2:35.904 | 1:57.511 | 294.6 | 40:21.915 |
| 9 | 2 | 7:30.750 | 3:47.902 | 1:53.124 | 1:49.724 | 275.2 | 47:52.665 |
| 10 | 2 | 5:15.516 | 38.542 | 2:45.722 | 1:51.252 | | 53:08.181 |
| 11 | 2 | 5:33.004 | 43.334 | 1:45.147 | 3:04.523 | 182.1 | 58:41.185 |
| 12 | 2 | 7:29.263 | 1:00.407 | 3:03.329 | 3:25.527 | | 1:06:10.448 |
| 13 | 2 | 5:15.980 | 59.005 | 3:03.264 | 3:13.711 | | 1:13:26.428 |
| 14 | 2 | 7:26.897 | 58.781 | 2:02.987 | 2:25.129 | | 1:18:53.325 |
| 15 | 2 | 4:34.521 | 37.723 | 1:31.680 | 2:25.118 | 293.8 | 1:23:27.846 |
| 16 | 2 | 4:32.262 B | 39.319 | 1:31.620 | 2:21.323 | 294.6 | 1:28:00.108 |
| 17 | 1 | 7:38.408 | 3:54.647 | 1:42.538 | 2:01.223 | 255.8 | 1:35:38.516 |



LE MANS CUP



Road to Le Mans
94^e Edition des 24 Heures du Mans
Race

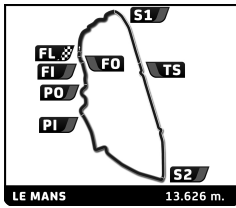
Sector Analysis

Lap under Red Flag Invalidated Lap Personal Best Session Best Crossing the pit lane

| Lap | D | Time | Sector 1 | Sector 2 | Sector 3 | T. Spd | Elapsed | Lap | D | Time | Sector 1 | Sector 2 | Sector 3 | T. Spd | Elapsed |
|---|---|----------------------|-------------------|-----------------|---------------------|--------|-------------|--|---|---------------------|---------------|---------------------|---------------------|--------|-------------|
| 18 | 1 | 4:09.651 | 39.943 | 1:34.605 | 1:55.103 | 293.8 | 1:39:48.167 | 31 | 2 | 3:52.592 | 36.479 | 1:29.900 | 1:46.213 | 293.8 | 2:54:28.500 |
| 19 | 1 | 4:08.677 | 41.016 | 1:33.962 | 1:53.699 | 296.2 | 1:43:56.844 | 32 | 2 | 3:52.682 | 36.585 | 1:29.741 | 1:46.356 | 293.8 | 2:58:21.182 |
| 20 | 1 | 4:12.759 | 39.163 | 1:37.321 | 1:56.275 | 273.2 | 1:48:09.603 | 33 | 2 | 3:54.577 | 36.497 | 1:29.756 | 1:48.324 | 295.4 | 3:02:15.759 |
| 21 | 1 | 4:19.471 | 38.792 | 2:39.139 | 2:01.540 | 252.8 | 1:54:29.074 | 34 | 2 | 3:59.825 | 36.383 | 1:29.738 | 1:53.704 | 295.4 | 3:06:15.584 |
| 22 | 1 | 4:24.167 | 39.359 | 1:49.382 | 1:55.426 | 286.1 | 1:58:53.241 | 66 Rinaldi Racing Ligier JS P325 - Toyota 1. Steve PARROW LMP3 Pro/Am 2. Mikkel Gaarde PEDERSEN | | | | | | | |
| 23 | 1 | 4:31.763 | 38.814 | 1:33.891 | 2:19.058 | 293.8 | 2:03:25.004 | 1 | 1 | 4:37.404 | 52.858 | 1:37.249 | 2:07.297 | 255.8 | 4:37.404 |
| 24 | 1 | 4:07.656 | 41.095 | 1:33.258 | 1:53.303 | 290.7 | 2:07:32.660 | 2 | 1 | 8:47.895 | 1:25.832 | 4:26.385 | 2:55.678 | | 13:25.299 |
| 25 | 1 | 5:43.947 B | 59.984 | 1:35.233 | 3:08.730 | 292.3 | 2:13:16.607 | 3 | 1 | 6:02.579 | 40.158 | 1:34.163 | 3:48.258 | 295.4 | 19:27.878 |
| 26 | 1 | 6:52.462 | 3:24.779 | 1:34.001 | 1:53.682 | 289.1 | 2:20:09.069 | 4 | 1 | 4:11.337 | 40.272 | 1:34.991 | 1:56.074 | 297.0 | 23:39.215 |
| 27 | 1 | 4:30.507 | 1:00.868 | 1:35.881 | 1:53.758 | 286.9 | 2:24:39.576 | 5 | 1 | 4:07.793 | 39.969 | 1:33.883 | 1:53.941 | 295.4 | 27:47.008 |
| 28 | 1 | 4:30.364 | 1:01.240 | 1:35.551 | 1:53.573 | 286.9 | 2:29:09.940 | 6 | 1 | 4:02.601 | 38.683 | 1:31.704 | 1:52.214 | 298.7 | 31:49.609 |
| 29 | 1 | 4:08.343 | 38.901 | 1:34.712 | 1:54.730 | 292.3 | 2:33:18.283 | 7 | 1 | 4:09.203 | 38.504 | 1:32.608 | 1:58.091 | 291.5 | 35:58.812 |
| 30 | 1 | 4:10.282 | 39.562 | 1:34.987 | 1:55.733 | 289.1 | 2:37:28.565 | 8 | 1 | 4:50.745 | 38.727 | 2:20.300 | 1:51.718 | 292.3 | 40:49.557 |
| 31 | 1 | 4:07.648 | 39.044 | 1:34.011 | 1:54.593 | 289.9 | 2:41:36.213 | 9 | 1 | 5:39.223 | 1:01.431 | 2:45.552 | 1:52.240 | | 46:28.780 |
| 32 | 1 | 4:07.303 | 39.103 | 1:33.626 | 1:54.574 | 290.7 | 2:45:43.516 | 10 | 1 | 4:44.755 B | 38.423 | 2:04.777 | 2:01.555 | | 51:13.535 |
| 33 | 1 | 4:06.046 | 38.635 | 1:33.574 | 1:53.837 | 289.1 | 2:49:49.562 | 11 | 1 | 10:02.416 | 3:48.846 | 2:35.645 | 3:37.925 | 139.2 | 1:01:15.951 |
| 34 | 1 | 4:08.942 | 39.154 | 1:34.332 | 1:55.456 | 289.1 | 2:53:58.504 | 12 | 1 | 7:15.027 | 1:00.776 | 3:00.967 | 3:13.284 | | 1:08:30.978 |
| 35 | 1 | 4:11.435 | 39.445 | 1:34.600 | 1:57.390 | 288.4 | 2:58:09.939 | 13 | 1 | 7:10.145 | 59.937 | 3:00.186 | 3:10.022 | | 1:15:41.123 |
| 36 | 1 | 4:12.172 | 40.953 | 1:35.270 | 1:55.949 | 287.6 | 3:02:22.111 | 14 | 1 | 4:55.300 B | 42.134 | 1:37.077 | 2:36.089 | 275.9 | 1:20:36.423 |
| 37 | 1 | 4:19.517 | 40.088 | 1:36.172 | 2:03.257 | 288.4 | 3:06:41.628 | 15 | 2 | 7:28.552 | 3:32.453 | 1:36.053 | 2:20.046 | 289.1 | 1:28:04.975 |
| 62 Bretton Racing Ligier JS P325 - Toyota 1. Jacek ZIELONKA LMP3 Pro/Am 2. Léo Sami ROBINSON | | | | | | | | 16 | 2 | 3:59.467 | 40.862 | 1:31.037 | 1:47.568 | 292.3 | 1:32:04.442 |
| 1 | 1 | 4:28.284 | 51.548 | 1:35.406 | 2:01.330 | 264.5 | 4:28.284 | 17 | 2 | 3:55.220 | 36.649 | 1:30.470 | 1:48.101 | 296.2 | 1:35:59.662 |
| 2 | 1 | 8:45.482 | 1:25.842 | 4:22.211 | 2:57.429 | | 13:13.766 | 18 | 2 | 3:54.175 | 36.410 | 1:29.627 | 1:48.138 | 297.0 | 1:39:53.837 |
| 3 | 1 | 6:17.320 | 40.706 | 1:33.499 | 4:03.115 | 293.0 | 19:31.086 | 19 | 2 | 3:53.735 | 36.812 | 1:29.947 | 1:46.976 | 297.9 | 1:43:47.572 |
| 4 | 1 | 4:07.440 | 38.922 | 1:33.194 | 1:55.324 | 297.0 | 23:38.526 | 20 | 2 | 4:10.774 B | 36.429 | 1:36.646 | 1:57.699 | 294.6 | 1:47:58.346 |
| 5 | 1 | 4:09.109 | 40.883 | 1:34.913 | 1:53.313 | 285.4 | 27:47.635 | 21 | 2 | 8:58.885 | 3:23.322 | 2:37.067 | 2:58.496 | 286.9 | 1:56:57.231 |
| 6 | 1 | 4:02.327 | 38.860 | 1:31.115 | 1:52.352 | 297.9 | 31:49.962 | 22 | 2 | 3:54.723 | 36.990 | 1:30.836 | 1:46.897 | 288.4 | 2:00:51.954 |
| 7 | 1 | 4:11.557 B | 38.434 | 1:31.016 | 2:02.107 | 293.8 | 36:01.519 | 23 | 2 | 3:52.829 | 36.459 | 1:30.029 | 1:46.341 | 291.5 | 2:04:44.783 |
| 8 | 1 | 5:05.830 B | 1:04.433 | 1:59.983 | 2:01.414 | 290.7 | 41:07.349 | 24 | 2 | 3:51.602 | 36.403 | 1:29.537 | 1:45.662 | 293.0 | 2:08:36.385 |
| 9 | 1 | 12:56.169 B | 8:00.419 | 2:46.028 | 2:09.722 | | 54:03.518 | 25 | 2 | 5:09.533 B | 36.186 | 1:29.358 | 3:03.989 | 293.8 | 2:13:45.918 |
| 10 | 1 | 12:14.703 | 5:49.454 | 3:00.885 | 3:24.364 | | 1:06:18.221 | 26 | 2 | 6:48.316 | 3:26.791 | 1:32.805 | 1:48.720 | 288.4 | 2:20:34.234 |
| 11 | 1 | 7:17.042 | 58.729 | 3:04.824 | 3:13.489 | 164.2 | 1:13:35.263 | 27 | 2 | 4:19.152 | 59.805 | 1:33.189 | 1:46.158 | 286.9 | 2:24:53.386 |
| 12 | 1 | 5:27.193 | 56.021 | 2:02.660 | 2:28.512 | 162.5 | 1:19:02.456 | 28 | 2 | 4:18.224 | 59.428 | 1:32.942 | 1:45.854 | 291.5 | 2:29:11.610 |
| 13 | 1 | 4:32.572 | 40.141 | 1:33.447 | 2:18.984 | 293.0 | 1:23:35.028 | 29 | 2 | 3:53.066 | 37.102 | 1:30.567 | 1:45.397 | 289.9 | 2:33:04.676 |
| 14 | 1 | 4:30.713 | 38.308 | 1:32.016 | 2:20.389 | 296.2 | 1:28:05.741 | 30 | 2 | 3:50.890 | 36.366 | 1:29.386 | 1:45.138 | 293.0 | 2:36:55.566 |
| 15 | 1 | 4:10.450 | 47.421 | 1:32.935 | 1:50.094 | 295.4 | 1:32:16.191 | 31 | 2 | 3:49.970 | 36.070 | 1:29.218 | 1:44.682 | 292.3 | 2:40:45.536 |
| 16 | 1 | 4:07.247 B | 37.214 | 1:30.886 | 1:59.147 | 295.4 | 1:36:23.438 | 32 | 2 | 3:50.357 | 36.070 | 1:29.198 | 1:45.089 | 293.0 | 2:44:35.893 |
| 17 | 2 | 11:13.655 | 6:59.511 | 2:22.733 | 1:51.411 | 269.1 | 1:47:37.093 | 33 | 2 | 3:50.966 | 36.110 | 1:29.391 | 1:45.465 | 293.8 | 2:48:26.859 |
| 18 | 2 | 6:11.251 | 38.416 | 2:35.684 | 2:57.151 | 287.6 | 1:53:48.344 | 34 | 2 | 3:52.960 | 37.345 | 1:29.791 | 1:45.824 | 293.8 | 2:52:19.819 |
| 19 | 2 | 4:44.880 | 38.216 | 2:16.094 | 1:50.570 | 295.4 | 1:58:33.224 | 35 | 2 | 3:50.919 | 36.710 | 1:29.438 | 1:44.771 | 292.3 | 2:56:10.738 |
| 20 | 2 | 3:54.362 | 36.786 | 1:29.979 | 1:47.597 | 294.6 | 2:02:27.586 | 36 | 2 | 3:49.190 | 35.958 | 1:28.780 | 1:44.452 | 296.2 | 2:59:59.928 |
| 21 | 2 | 3:54.767 | 36.758 | 1:30.163 | 1:47.846 | 295.4 | 2:06:22.353 | 37 | 2 | 3:54.978 | 36.084 | 1:28.965 | 1:49.929 | 295.4 | 3:03:54.906 |
| 22 | 2 | 4:21.767 | 1:05.198 | 1:29.667 | 1:46.902 | 293.8 | 2:10:44.120 | 70 Team Virage Ligier JS P325 - Toyota 1. Vic STEVENS LMP3 2. Jude PETERS | | | | | | | |
| 23 | 2 | 4:53.043 | 1:04.975 | 1:29.672 | 2:18.396 | 293.8 | 2:15:37.163 | 1 | 1 | 14:02.385 B | 7:47.079 | 4:12.985 | 2:02.321 | | 14:02.385 |
| 24 | 2 | 3:53.701 | 37.158 | 1:29.580 | 1:46.963 | 293.8 | 2:19:30.864 | 2 | 1 | 13:42.833 | ... | 1:33.141 | 1:51.594 | 295.4 | 27:45.218 |
| 25 | 2 | 4:17.866 | 59.514 | 1:32.249 | 1:46.103 | 293.8 | 2:23:48.730 | 3 | 1 | 3:57.410 | 38.071 | 1:30.474 | 1:48.865 | 297.9 | 31:42.628 |
| 26 | 2 | 4:16.627 | 59.349 | 1:31.588 | 1:45.690 | 295.4 | 2:28:05.357 | 4 | 1 | 3:55.542 | 37.171 | 1:30.766 | 1:47.605 | 297.9 | 35:38.170 |
| 27 | 2 | 4:08.225 B | 43.166 | 1:29.799 | 1:55.260 | 295.4 | 2:32:13.582 | 5 | 1 | 4:55.532 | 37.977 | 2:28.278 | 1:49.277 | 286.9 | 40:33.702 |
| 28 | 2 | 10:35.355 | 7:17.997 | 1:30.509 | 1:46.849 | 294.6 | 2:42:48.937 | 6 | 1 | 5:35.316 | 1:00.709 | 2:45.733 | 1:48.874 | | 46:09.018 |
| 29 | 2 | 3:54.436 | 36.767 | 1:30.426 | 1:47.243 | 292.3 | 2:46:43.373 | | | | | | | | |
| 30 | 2 | 3:52.535 | 36.435 | 1:29.783 | 1:46.317 | 294.6 | 2:50:35.908 | | | | | | | | |



LE MANS CUP



Road to Le Mans
94^e Edition des 24 Heures du Mans
Race

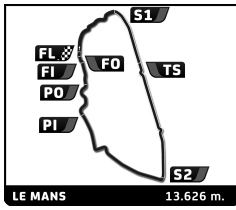
Sector Analysis

Lap under Red Flag Invalidated Lap Personal Best Session Best B Crossing the pit lane

| Lap | D | Time | Sector 1 | Sector 2 | Sector 3 | T. Spd | Elapsed | Lap | D | Time | Sector 1 | Sector 2 | Sector 3 | T. Spd | Elapsed | |
|---|---|---------------------|-------------------|---------------------|---------------------|----------|--|---|----|---------------------|-------------------|---------------------|---------------------|----------|-------------|-------------|
| 7 | 1 | 4:02.226 | 37.564 | 1:30.878 | 1:53.784 | 295.4 | 50:11.244 | 22 | 2 | 4:46.767 | 36.993 | 2:21.604 | 1:48.170 | 293.0 | 1:58:25.437 | |
| 8 | 1 | 6:06.734 | 39.158 | 2:04.794 | 3:22.782 | 262.6 | 56:17.978 | 23 | 2 | 3:53.347 | 36.628 | 1:29.431 | 1:47.288 | 295.4 | 2:02:18.784 | |
| 9 | 1 | 6:36.886 | 43.820 | 2:23.631 | 3:29.435 | 265.8 | 1:02:54.864 | 24 | 2 | 3:55.375 | 37.265 | 1:30.802 | 1:47.308 | 292.3 | 2:06:14.159 | |
| 10 | 1 | 7:17.305 | 59.762 | 3:05.737 | 3:11.806 | | 1:10:12.169 | 25 | 2 | 4:23.535 | 1:04.871 | 1:29.707 | 1:48.957 | 294.6 | 2:10:37.694 | |
| 11 | 1 | 6:25.077 | 59.742 | 2:59.715 | 2:25.620 | 122.4 | 1:16:37.246 | 26 | 2 | 4:55.069 | 1:04.896 | 1:30.011 | 2:20.162 | 292.3 | 2:15:32.763 | |
| 12 | 1 | 4:33.767 | 38.348 | 1:32.507 | 2:22.912 | 286.9 | 1:21:11.013 | 27 | 2 | 4:03.024 | B | 37.496 | 1:30.621 | 1:54.907 | 292.3 | 2:19:35.787 |
| 13 | 1 | 3:59.379 | 37.445 | 1:31.264 | 1:50.673 | 289.1 | 1:25:10.392 | 28 | 2 | 8:50.205 | 5:25.488 | 1:35.877 | 1:48.840 | 284.6 | 2:28:25.992 | |
| 14 | 1 | 4:32.602 | B | 37.403 | 1:33.014 | 2:22.185 | 284.6 | 1:29:42.994 | 29 | 2 | 3:57.177 | 37.012 | 1:32.139 | 1:48.026 | 290.7 | 2:32:23.169 |
| 15 | 2 | 7:01.892 | 3:31.468 | 1:38.376 | 1:52.048 | 247.1 | 1:36:44.886 | 30 | 2 | 4:02.398 | B | 37.423 | 1:30.141 | 1:54.834 | 293.8 | 2:36:25.567 |
| 16 | 2 | 3:59.407 | 38.263 | 1:32.714 | 1:48.430 | 290.7 | 1:40:44.293 | 31 | 2 | 7:08.878 | 3:50.528 | 1:30.845 | 1:47.505 | 294.6 | 2:43:34.445 | |
| 17 | 2 | 3:56.436 | 37.145 | 1:31.367 | 1:47.924 | 292.3 | 1:44:40.729 | 32 | 2 | 3:54.136 | 36.861 | 1:29.897 | 1:47.378 | 294.6 | 2:47:28.581 | |
| 18 | 2 | 4:01.039 | 36.999 | 1:31.364 | 1:52.679 | 293.8 | 1:48:41.768 | 33 | 2 | 3:52.458 | 36.706 | 1:30.026 | 1:45.726 | 293.0 | 2:51:21.039 | |
| 19 | 2 | 6:08.335 | 37.067 | 2:34.803 | 2:56.465 | 292.3 | 1:54:50.103 | 34 | 2 | 3:51.867 | 36.707 | 1:29.511 | 1:45.649 | 293.8 | 2:55:12.906 | |
| 20 | 2 | 3:58.636 | 37.379 | 1:31.611 | 1:49.646 | 294.6 | 1:58:48.739 | 35 | 2 | 3:51.829 | 36.673 | 1:29.866 | 1:45.290 | 292.3 | 2:59:04.735 | |
| 21 | 2 | 4:02.471 | 36.932 | 1:30.614 | 1:54.925 | 296.2 | 2:02:51.210 | 36 | 2 | 3:56.923 | 36.655 | 1:29.709 | 1:50.559 | 293.8 | 3:03:01.658 | |
| 22 | 2 | 3:59.468 | 40.508 | 1:30.575 | 1:48.385 | 293.8 | 2:06:50.678 | 72 Team WRT 1. Arnold ROBIN 2. Maxime ROBIN BMW M4 GT3 Evo GT3 | | | | | | | | |
| 23 | 2 | 4:40.811 | B | 1:05.708 | 1:30.458 | 2:04.645 | 294.6 | 2:11:31.489 | 1 | 1 | 4:42.718 | 1:00.050 | 1:34.586 | 2:08.082 | 263.9 | 4:42.718 |
| 24 | 2 | 6:42.573 | 3:23.234 | 1:31.303 | 1:48.036 | 284.6 | 2:18:14.062 | 2 | 1 | 8:41.097 | 1:25.818 | 4:24.807 | 2:50.472 | | 13:23.815 | |
| 25 | 2 | 4:20.293 | 59.360 | 1:33.437 | 1:47.496 | 290.7 | 2:22:34.355 | 3 | 1 | 6:02.140 | 40.044 | 1:33.743 | 3:48.353 | 289.9 | 19:25.955 | |
| 26 | 2 | 4:20.372 | 59.069 | 1:33.295 | 1:48.008 | 291.5 | 2:26:54.727 | 4 | 1 | 4:05.201 | 39.987 | 1:32.790 | 1:52.424 | 293.0 | 23:31.156 | |
| 27 | 2 | 4:20.743 | 59.225 | 1:33.449 | 1:48.069 | 290.7 | 2:31:15.470 | 5 | 1 | 4:02.550 | 39.554 | 1:32.134 | 1:50.862 | 292.3 | 27:33.706 | |
| 28 | 2 | 3:56.951 | 37.612 | 1:31.419 | 1:47.920 | 295.4 | 2:35:12.421 | 6 | 1 | 4:00.530 | 38.508 | 1:31.496 | 1:50.526 | 293.8 | 31:34.236 | |
| 29 | 2 | 3:55.960 | 37.093 | 1:29.861 | 1:49.006 | 297.9 | 2:39:08.381 | 7 | 1 | 4:02.818 | 38.331 | 1:32.186 | 1:52.301 | 293.8 | 35:37.054 | |
| 30 | 2 | 3:55.568 | 37.821 | 1:30.615 | 1:47.132 | 293.0 | 2:43:03.949 | 8 | 1 | 5:06.685 | B | 38.650 | 2:29.180 | 1:58.855 | 285.4 | 40:43.739 |
| 31 | 2 | 3:54.518 | 36.866 | 1:29.684 | 1:47.968 | 297.0 | 2:46:58.467 | 9 | 1 | 7:16.987 | 3:46.022 | 1:40.446 | 1:50.519 | 293.0 | 48:00.726 | |
| 32 | 2 | 3:54.628 | 37.213 | 1:30.111 | 1:47.304 | 293.8 | 2:50:53.095 | 10 | 1 | 5:19.751 | 39.850 | 2:44.702 | 1:55.199 | | 53:20.477 | |
| 33 | 2 | 4:02.508 | B | 36.972 | 1:30.065 | 1:55.471 | 293.8 | 2:54:55.603 | 11 | 1 | 5:32.210 | 45.877 | 1:43.665 | 3:02.668 | 247.1 | 58:52.687 |
| 34 | 2 | 4:20.465 | 1:03.384 | 1:30.077 | 1:47.004 | 293.0 | 2:59:16.068 | 12 | 1 | 7:22.929 | 53.022 | 3:04.975 | 3:24.932 | | 1:06:15.616 | |
| 35 | 2 | 4:01.068 | 37.130 | 1:30.788 | 1:53.150 | 293.8 | 3:03:17.136 | 13 | 1 | 7:16.368 | 58.248 | 3:05.144 | 3:12.976 | 120.9 | 1:13:31.984 | |
| 71 Rinaldi Racing 1. Stefan AUST 2. Felipe FERNANDEZ-LASER Ligier JS P325 - Toyota LMP3 Pro/Am | | | | | | | 72 Team WRT 1. Arnold ROBIN 2. Maxime ROBIN BMW M4 GT3 Evo GT3 | | | | | | | | | |
| 1 | 1 | 4:32.629 | 51.802 | 1:37.040 | 2:03.787 | 260.7 | 4:32.629 | 14 | 1 | 5:37.238 | B | 57.667 | 2:03.437 | 2:36.134 | 152.3 | 1:19:09.222 |
| 2 | 1 | 8:46.072 | 1:25.744 | 4:25.458 | 2:54.870 | | 13:18.701 | 15 | 2 | 8:21.699 | B | 3:33.238 | 1:49.445 | 2:59.016 | 215.3 | 1:27:30.921 |
| 3 | 1 | 5:57.208 | 39.208 | 1:34.274 | 3:43.726 | 286.9 | 19:15.909 | 16 | 2 | 5:59.886 | 2:31.068 | 1:35.035 | 1:53.783 | 286.9 | 1:33:30.807 | |
| 4 | 1 | 4:06.491 | 38.986 | 1:33.403 | 1:54.102 | 292.3 | 23:22.400 | 17 | 2 | 4:01.949 | 38.553 | 1:32.533 | 1:50.863 | 288.4 | 1:37:32.756 | |
| 5 | 1 | 4:03.250 | 38.453 | 1:32.273 | 1:52.524 | 293.0 | 27:25.650 | 18 | 2 | 4:00.577 | 38.346 | 1:32.076 | 1:50.155 | 288.4 | 1:41:33.333 | |
| 6 | 1 | 4:05.138 | 39.457 | 1:33.614 | 1:52.067 | 295.4 | 31:30.788 | 19 | 2 | 3:59.959 | 37.904 | 1:32.124 | 1:49.931 | 287.6 | 1:45:33.292 | |
| 7 | 1 | 4:00.772 | 37.586 | 1:32.147 | 1:51.039 | 292.3 | 35:31.560 | 20 | 2 | 5:42.486 | 37.758 | 2:05.242 | 2:59.486 | 287.6 | 1:51:15.778 | |
| 8 | 1 | 5:13.610 | B | 38.243 | 2:35.652 | 1:59.715 | 249.9 | 40:45.170 | 21 | 2 | 6:03.848 | 37.862 | 2:35.371 | 2:50.615 | 287.6 | 1:57:19.626 |
| 9 | 1 | 7:18.654 | 3:45.406 | 1:41.765 | 1:51.483 | 293.0 | 48:03.824 | 22 | 2 | 4:00.099 | 38.333 | 1:32.072 | 1:49.694 | 288.4 | 2:01:19.725 | |
| 10 | 1 | 5:19.381 | 39.827 | 2:43.815 | 1:55.739 | | 53:23.205 | 23 | 2 | 4:07.101 | B | 37.588 | 1:31.729 | 1:57.784 | 287.6 | 2:05:26.826 |
| 11 | 1 | 5:31.558 | 47.936 | 1:41.243 | 3:02.379 | 227.9 | 58:54.763 | 24 | 2 | 8:08.582 | 3:31.174 | 1:35.585 | 3:01.823 | 285.4 | 2:13:35.408 | |
| 12 | 1 | 7:22.662 | 52.086 | 3:06.033 | 3:24.543 | | 1:06:17.425 | 25 | 2 | 4:21.546 | 59.261 | 1:32.202 | 1:50.083 | 288.4 | 2:17:56.954 | |
| 13 | 1 | 7:16.398 | 58.015 | 3:05.317 | 3:13.066 | 122.0 | 1:13:33.823 | 26 | 2 | 4:24.081 | 1:00.402 | 1:34.285 | 1:49.394 | 285.4 | 2:22:21.035 | |
| 14 | 1 | 5:25.668 | 56.877 | 2:02.683 | 2:26.108 | 148.1 | 1:18:59.491 | 27 | 2 | 4:24.552 | 1:00.208 | 1:34.329 | 1:50.015 | 285.4 | 2:26:45.587 | |
| 15 | 1 | 4:42.268 | B | 38.522 | 1:32.371 | 2:31.375 | 293.0 | 1:23:41.759 | 28 | 2 | 4:24.899 | 59.812 | 1:35.479 | 1:49.608 | 286.9 | 2:31:10.486 |
| 16 | 2 | 7:25.297 | 3:29.777 | 1:34.781 | 2:20.739 | 288.4 | 1:31:07.056 | 29 | 2 | 3:59.087 | 37.691 | 1:31.870 | 1:49.526 | 286.9 | 2:35:09.573 | |
| 17 | 2 | 4:02.939 | 43.325 | 1:31.716 | 1:47.898 | 290.7 | 1:35:09.995 | 30 | 2 | 3:58.052 | 37.586 | 1:31.378 | 1:49.088 | 293.8 | 2:39:07.625 | |
| 18 | 2 | 3:54.718 | 36.883 | 1:30.123 | 1:47.712 | 294.6 | 1:39:04.713 | 31 | 2 | 3:58.633 | 38.294 | 1:31.371 | 1:48.968 | 294.6 | 2:43:06.258 | |
| 19 | 2 | 3:53.017 | 36.763 | 1:29.961 | 1:46.293 | 294.6 | 1:42:57.730 | 32 | 2 | 3:56.921 | 37.710 | 1:30.794 | 1:48.417 | 293.0 | 2:47:03.179 | |
| 20 | 2 | 4:34.404 | 38.255 | 2:09.489 | 1:46.660 | 292.3 | 1:47:32.134 | 33 | 2 | 3:57.918 | 38.753 | 1:30.883 | 1:48.282 | 289.1 | 2:51:01.097 | |
| 21 | 2 | 6:06.536 | 36.674 | 2:34.553 | 2:55.309 | 293.8 | 1:53:38.670 | 34 | 2 | 3:57.325 | B | 37.535 | 1:30.936 | 1:48.854 | 291.5 | 2:54:58.422 |
| | | | | | | | | 35 | 2 | 3:57.967 | 37.946 | 1:31.231 | 1:48.790 | 289.1 | 2:58:56.389 | |



LE MANS CUP



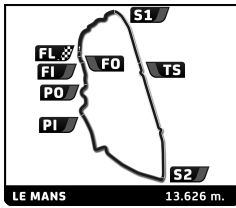
Road to Le Mans
94^e Edition des 24 Heures du Mans
Race

Sector Analysis

| Lap under Red Flag | | | | | | | | | | | Invalidated Lap | Personal Best | Session Best | B Crossing the pit lane | |
|--|---|---------------------|----------|---------------------|---------------------|--------|-------------|---|---|---------------------|-----------------|---------------------|---------------------|-------------------------|-------------|
| Lap | D | Time | Sector 1 | Sector 2 | Sector 3 | T. Spd | Elapsed | Lap | D | Time | Sector 1 | Sector 2 | Sector 3 | T. Spd | Elapsed |
| 36 | 2 | 4:03.395 | 37.609 | 1:30.711 | 1:55.075 | 290.7 | 3:02:59.784 | 10 | 1 | 4:10.939 | 37.587 | 1:33.362 | 1:59.990 | 296.2 | 50:20.605 |
| 77 SMC Motorsport McLaren 720S GT3 Evo 1. Gonzalo DE ANDRES MAR GT3 2. Jean-Baptiste SIMMENAUI | | | | | | | | | | | | | | | |
| 1 | 2 | 4:31.705 | 54.447 | 1:35.060 | 2:02.198 | 280.2 | 4:31.705 | 11 | 1 | 8:22.897 | 3:24.131 | 1:45.965 | 3:12.801 | 189.4 | 58:43.502 |
| 2 | 2 | 8:43.296 | 1:25.994 | 4:24.814 | 2:52.488 | | 13:15.001 | 12 | 1 | 9:50.156 | 3:41.359 | 2:55.378 | 3:13.419 | 145.3 | 1:08:33.658 |
| 3 | 2 | 5:46.120 | 38.362 | 1:31.447 | 3:36.311 | 293.0 | 19:01.121 | 13 | 1 | 7:09.007 | 59.734 | 3:00.175 | 3:09.098 | | 1:15:42.665 |
| 4 | 2 | 4:00.703 | 37.680 | 1:32.505 | 1:50.518 | 296.2 | 23:01.824 | 14 | 1 | 4:42.045 | 41.224 | 1:36.014 | 2:24.807 | 275.9 | 1:20:24.710 |
| 5 | 2 | 3:57.149 | 37.620 | 1:30.655 | 1:48.874 | 295.4 | 26:58.973 | 15 | 1 | 4:10.117 | 38.370 | 1:32.137 | 1:59.610 | 293.0 | 1:24:34.827 |
| 6 | 2 | 4:03.283 | 37.050 | 1:30.166 | 1:56.067 | 294.6 | 31:02.256 | 16 | 2 | 7:09.029 | 3:22.989 | 1:32.204 | 2:13.836 | 288.4 | 1:31:43.856 |
| 7 | 2 | 3:57.100 | 37.544 | 1:30.776 | 1:48.780 | 297.0 | 34:59.356 | 17 | 2 | 3:56.077 | 36.938 | 1:31.068 | 1:48.071 | 289.9 | 1:35:39.933 |
| 8 | 2 | 5:00.909 | 37.110 | 2:34.410 | 1:49.389 | 293.8 | 40:00.265 | 18 | 2 | 3:56.172 | 37.894 | 1:31.040 | 1:47.238 | 290.7 | 1:39:36.105 |
| 9 | 2 | 5:31.997 | 1:00.042 | 2:43.340 | 1:48.615 | | 45:32.262 | 19 | 2 | 3:54.607 | 36.730 | 1:30.272 | 1:47.605 | 292.3 | 1:43:30.712 |
| 10 | 2 | 3:57.323 | 37.300 | 1:31.076 | 1:48.947 | 291.5 | 49:29.585 | 20 | 2 | 4:12.063 | 36.897 | 1:47.157 | 1:48.009 | 290.7 | 1:47:42.775 |
| 11 | 2 | 5:45.458 | 39.797 | 2:31.623 | 2:34.038 | | 55:15.043 | 21 | 2 | 6:10.472 | 37.046 | 2:36.079 | 2:57.347 | 290.7 | 1:53:53.247 |
| 12 | 1 | 11:05.089 | 4:46.830 | 2:54.040 | 3:24.219 | | 1:06:20.132 | 22 | 2 | 4:40.210 | 37.365 | 2:12.809 | 1:50.036 | 293.8 | 1:58:33.457 |
| 13 | 1 | 7:17.270 | 58.101 | 3:05.833 | 3:13.336 | 137.8 | 1:13:37.402 | 23 | 2 | 3:54.848 | 37.251 | 1:30.008 | 1:47.589 | 295.4 | 2:02:28.305 |
| 14 | 1 | 5:52.979 | 55.238 | 2:02.469 | 2:55.272 | 164.7 | 1:19:30.381 | 24 | 2 | 3:57.188 | 36.984 | 1:30.684 | 1:49.520 | 298.7 | 2:06:25.493 |
| 15 | 1 | 4:33.589 | 57.169 | 1:33.620 | 2:02.800 | 281.7 | 1:24:03.970 | 25 | 2 | 4:31.322 | 1:05.184 | 1:30.128 | 1:56.010 | 296.2 | 2:10:56.815 |
| 16 | 1 | 4:46.484 | 39.351 | 1:32.625 | 2:34.508 | 290.7 | 1:28:50.454 | 26 | 2 | 5:03.169 | 1:45.000 | 1:30.669 | 1:47.500 | 289.9 | 2:15:59.984 |
| 17 | 1 | 4:06.120 | 42.103 | 1:32.298 | 1:51.719 | 291.5 | 1:32:56.574 | 27 | 2 | 3:54.430 | 36.728 | 1:30.604 | 1:47.098 | 292.3 | 2:19:54.414 |
| 18 | 1 | 4:00.563 | 38.249 | 1:31.779 | 1:50.535 | 291.5 | 1:36:57.137 | 28 | 2 | 4:20.986 | 59.433 | 1:33.768 | 1:47.785 | 286.1 | 2:24:15.400 |
| 19 | 1 | 4:00.358 | 38.059 | 1:31.468 | 1:50.831 | 292.3 | 1:40:57.495 | 29 | 2 | 4:20.617 | 59.431 | 1:33.652 | 1:47.534 | 286.9 | 2:28:36.017 |
| 20 | 1 | 4:00.365 | 38.400 | 1:31.763 | 1:50.202 | 292.3 | 1:44:57.860 | 30 | 2 | 3:57.048 | 37.606 | 1:32.020 | 1:47.422 | 290.7 | 2:32:33.065 |
| 21 | 1 | 4:04.682 | 38.329 | 1:32.366 | 1:53.987 | 291.5 | 1:49:02.542 | 31 | 2 | 3:54.358 | 36.626 | 1:30.515 | 1:47.217 | 290.7 | 2:36:27.423 |
| 22 | 1 | 6:14.673 | 37.787 | 2:36.923 | 2:59.963 | 291.5 | 1:55:17.215 | 32 | 2 | 3:54.333 | 36.732 | 1:30.242 | 1:47.359 | 291.5 | 2:40:21.756 |
| 23 | 1 | 4:00.050 | 37.971 | 1:31.566 | 1:50.513 | 290.7 | 1:59:17.265 | 33 | 2 | 3:53.688 | 36.750 | 1:30.075 | 1:46.863 | 292.3 | 2:44:15.444 |
| 24 | 1 | 4:24.480 | 37.858 | 1:31.541 | 2:15.081 | 288.4 | 2:03:41.745 | 34 | 2 | 3:54.339 | 36.719 | 1:30.251 | 1:47.369 | 293.0 | 2:48:09.783 |
| 25 | 1 | 4:13.462 | 41.820 | 1:31.541 | 2:00.101 | 291.5 | 2:07:55.207 | 35 | 2 | 3:55.581 | 36.969 | 1:30.810 | 1:47.802 | 293.8 | 2:52:05.364 |
| 26 | 2 | 7:41.604 | 3:38.526 | 1:33.400 | 2:29.678 | 287.6 | 2:15:36.811 | 36 | 2 | 3:54.778 | 36.612 | 1:30.711 | 1:47.455 | 290.7 | 2:56:00.142 |
| 27 | 2 | 4:04.277 | 37.269 | 1:30.432 | 1:56.576 | 275.9 | 2:19:41.088 | 37 | 2 | 3:54.707 | 36.761 | 1:30.722 | 1:47.224 | 291.5 | 2:59:54.849 |
| 28 | 2 | 7:07.255 | 3:45.043 | 1:33.697 | 1:48.515 | 300.3 | 2:26:48.343 | 38 | 2 | 4:03.749 | 36.594 | 1:31.046 | 1:56.109 | 293.8 | 3:03:58.598 |
| 29 | 2 | 4:20.572 | 59.767 | 1:32.472 | 1:48.333 | 293.8 | 2:31:08.915 | 83 AF Corse Ferrari 296 GT3 Evo 1. Norikazu SHIBATA GT3 2. Charles FAGG | | | | | | | |
| 30 | 2 | 3:55.115 | 36.932 | 1:30.416 | 1:47.767 | 294.6 | 2:35:04.030 | 1 | 1 | 5:11.617 | 1:11.845 | 1:39.105 | 2:20.667 | 286.9 | 5:11.617 |
| 31 | 2 | 3:56.159 | 37.187 | 1:30.588 | 1:48.384 | 295.4 | 2:39:00.189 | 2 | 1 | 8:28.287 | 1:26.493 | 4:22.144 | 2:39.650 | | 13:39.904 |
| 32 | 2 | 3:56.132 | 37.679 | 1:30.455 | 1:47.998 | 294.6 | 2:42:56.321 | 3 | 1 | 5:56.108 | 41.828 | 1:35.970 | 3:38.310 | 285.4 | 19:36.012 |
| 33 | 2 | 3:56.537 | 37.010 | 1:30.734 | 1:48.793 | 296.2 | 2:46:52.858 | 4 | 1 | 4:13.924 | 40.795 | 1:36.194 | 1:56.935 | 286.1 | 23:49.936 |
| 34 | 2 | 3:55.077 | 37.103 | 1:30.073 | 1:47.901 | 295.4 | 2:50:47.935 | 5 | 1 | 4:12.066 | 39.956 | 1:35.398 | 1:56.712 | 287.6 | 28:02.002 |
| 35 | 2 | 3:55.691 | 36.979 | 1:30.353 | 1:48.359 | 296.2 | 2:54:43.626 | 6 | 1 | 4:12.669 | 39.792 | 1:35.823 | 1:57.054 | 286.1 | 32:14.671 |
| 36 | 2 | 3:58.765 | 37.808 | 1:30.830 | 1:50.127 | 295.4 | 2:58:42.391 | 7 | 1 | 4:21.505 | 39.853 | 1:36.470 | 2:05.182 | 283.1 | 36:36.176 |
| 37 | 2 | 4:01.636 | 37.678 | 1:30.141 | 1:53.817 | 292.3 | 3:02:44.027 | 8 | 1 | 8:32.139 | 3:47.089 | 2:47.110 | 1:57.940 | | 45:08.315 |
| 78 M Racing Ligier JS P325 - Toyota 1. Daniel GOLDBURG LMP3 Pro/Am 2. Wayne BOYD | | | | | | | | | | | | | | | |
| 1 | 1 | 4:32.636 | 53.997 | 1:36.708 | 2:01.931 | 235.3 | 4:32.636 | 9 | 1 | 6:49.957 | 42.749 | 2:44.069 | 3:23.139 | | 56:15.051 |
| 2 | 1 | 8:44.860 | 1:26.467 | 4:25.591 | 2:52.802 | | 13:17.496 | 10 | 1 | 6:37.631 | 42.319 | 2:24.592 | 3:30.720 | 281.7 | 1:02:52.682 |
| 3 | 1 | 5:55.908 | 39.524 | 1:34.375 | 3:42.009 | 258.2 | 19:13.404 | 11 | 1 | 7:16.794 | 1:00.121 | 3:04.587 | 3:12.086 | | 1:10:09.476 |
| 4 | 1 | 4:02.324 | 38.235 | 1:32.950 | 1:51.139 | 291.5 | 23:15.728 | 12 | 1 | 6:29.030 | 59.498 | 3:00.033 | 2:29.499 | 122.8 | 1:16:38.506 |
| 5 | 1 | 4:02.143 | 38.733 | 1:31.770 | 1:51.640 | 293.8 | 27:17.871 | 13 | 1 | 4:58.962 | 41.363 | 1:36.553 | 2:41.046 | 286.1 | 1:21:37.468 |
| 6 | 1 | 4:05.341 | 39.812 | 1:32.171 | 1:53.358 | 283.9 | 31:23.212 | 14 | 1 | 4:58.962 | 41.363 | 1:36.553 | 2:41.046 | 286.1 | 1:21:37.468 |
| 7 | 1 | 4:02.875 | 40.118 | 1:31.482 | 1:51.275 | 297.9 | 35:26.087 | 15 | 2 | 7:33.769 | 3:33.683 | 1:37.070 | 2:23.016 | 280.2 | 1:29:11.237 |
| 8 | 1 | 5:06.700 | 37.871 | 2:35.966 | 1:52.863 | 274.5 | 40:32.787 | 16 | 2 | 4:04.273 | 41.042 | 1:33.301 | 1:49.930 | 283.1 | 1:33:15.510 |
| 9 | 1 | 5:36.879 | 1:00.630 | 2:44.446 | 1:51.803 | | 46:09.666 | 17 | 2 | 3:59.753 | 37.570 | 1:32.618 | 1:49.565 | 283.9 | 1:37:15.263 |
| 83 AF Corse Ferrari 296 GT3 Evo 1. Norikazu SHIBATA GT3 2. Charles FAGG | | | | | | | | | | | | | | | |
| 18 | 2 | 3:58.698 | 37.206 | 1:32.227 | 1:49.265 | 284.6 | 1:41:13.961 | 19 | 2 | 3:58.921 | 37.334 | 1:32.443 | 1:49.144 | 283.9 | 1:45:12.882 |
| 19 | 2 | 3:58.921 | 37.334 | 1:32.443 | 1:49.144 | 283.9 | 1:45:12.882 | 20 | 2 | 4:04.933 | 37.146 | 1:32.203 | 1:55.584 | 284.6 | 1:49:17.815 |
| 20 | 2 | 4:04.933 | 37.146 | 1:32.203 | 1:55.584 | 284.6 | 1:49:17.815 | 21 | 2 | 6:10.582 | 37.223 | 2:35.091 | 2:58.268 | 285.4 | 1:55:28.397 |



LE MANS CUP



Road to Le Mans 94^e Edition des 24 Heures du Mans Race

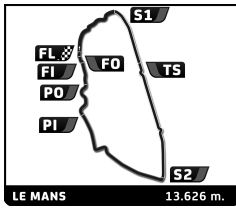
Sector Analysis

Lap under Red Flag Invalidated Lap Personal Best Session Best B Crossing the pit lane

| Lap | D | Time | Sector 1 | Sector 2 | Sector 3 | T. Spd | Elapsed | Lap | D | Time | Sector 1 | Sector 2 | Sector 3 | T. Spd | Elapsed | | | | | | | |
|---|---|------------|----------|----------|----------|--------|-------------|---|---|-------------|----------|----------|----------|--------|-------------|---|------------|----------|----------|----------|-------|-------------|
| 22 | 2 | 3:59.018 | 37.689 | 1:32.251 | 1:49.078 | 286.1 | 1:59:27.415 | 6 | 2 | 4:09.147 | 36.905 | 1:30.417 | 2:01.825 | 290.7 | 30:58.021 | | | | | | | |
| 23 | 2 | 4:27.574 | 37.294 | 1:32.117 | 2:18.163 | 285.4 | 2:03:54.989 | 7 | 2 | 3:56.784 | 37.980 | 1:31.414 | 1:47.390 | 289.1 | 34:54.805 | | | | | | | |
| 24 | 2 | 4:01.693 | 40.035 | 1:31.809 | 1:49.849 | 285.4 | 2:07:56.682 | 8 | 2 | 5:09.227 B | 36.677 | 2:35.810 | 1:56.740 | 294.6 | 40:04.032 | | | | | | | |
| 25 | 2 | 5:20.504 B | 44.112 | 1:31.772 | 3:04.620 | 286.1 | 2:13:17.186 | 9 | 2 | 7:40.185 | 3:44.565 | 2:07.467 | 1:48.153 | 257.0 | 47:44.217 | | | | | | | |
| 85 R-race GP 1. Daniel FROST 2. Enzo PEUGEOT Duqueine D09 - Toyota LMP3 | | | | | | | | 10 | | | | | | | | 2 | 5:12.311 | 38.991 | 2:45.266 | 1:48.054 | 289.1 | 52:56.528 |
| 1 | 1 | 4:03.778 | 41.065 | 1:32.216 | 1:50.497 | 286.9 | 4:03.778 | 11 | 2 | 5:38.550 | 41.843 | 1:45.989 | 3:10.718 | 184.0 | 58:35.078 | | | | | | | |
| 2 | 1 | 8:50.864 | 1:26.055 | 4:23.182 | 3:01.627 | | 12:54.642 | 12 | 2 | 7:30.280 | 1:01.463 | 3:03.950 | 3:24.867 | | 1:06:05.358 | | | | | | | |
| 3 | 1 | 5:46.525 | 38.477 | 1:32.423 | 3:35.625 | 285.4 | 18:41.167 | 13 | 2 | 7:16.566 | 59.892 | 3:02.105 | 3:14.569 | | 1:13:21.924 | | | | | | | |
| 4 | 1 | 3:57.982 | 37.662 | 1:32.134 | 1:48.186 | 283.1 | 22:39.149 | 14 | 2 | 6:13.728 B | 58.953 | 2:18.854 | 2:55.921 | | 1:19:35.652 | | | | | | | |
| 5 | 1 | 3:55.720 | 37.253 | 1:31.211 | 1:47.256 | 288.4 | 26:34.869 | 15 | 1 | 12:27.959 | 9:03.416 | 1:34.273 | 1:50.270 | 280.2 | 1:32:03.611 | | | | | | | |
| 6 | 1 | 4:15.478 | 36.404 | 1:30.819 | 2:08.255 | 287.6 | 30:50.347 | 16 | 1 | 3:57.398 | 37.031 | 1:31.761 | 1:48.606 | 289.1 | 1:36:01.009 | | | | | | | |
| 7 | 1 | 3:54.389 | 36.754 | 1:30.473 | 1:47.162 | 293.0 | 34:44.736 | 17 | 1 | 3:56.819 | 37.290 | 1:31.300 | 1:48.229 | 289.1 | 1:39:57.828 | | | | | | | |
| 8 | 1 | 4:55.594 B | 36.171 | 2:24.241 | 1:55.182 | 290.7 | 39:40.330 | 18 | 1 | 3:56.480 | 36.663 | 1:32.377 | 1:47.440 | 289.1 | 1:43:54.308 | | | | | | | |
| 9 | 1 | 7:57.983 | 3:47.975 | 2:21.926 | 1:48.082 | 219.6 | 47:38.313 | 19 | 1 | 3:57.876 | 37.800 | 1:31.400 | 1:48.676 | 280.9 | 1:47:52.184 | | | | | | | |
| 10 | 1 | 5:12.550 | 39.355 | 2:45.765 | 1:47.430 | | 52:50.863 | 20 | 1 | 6:08.793 | 36.447 | 2:35.682 | 2:56.664 | 289.9 | 1:54:00.977 | | | | | | | |
| 11 | 1 | 5:43.074 | 45.830 | 1:46.415 | 3:10.829 | 192.8 | 58:33.937 | 21 | 1 | 4:33.641 | 36.665 | 2:08.156 | 1:48.820 | 288.4 | 1:58:34.618 | | | | | | | |
| 12 | 1 | 7:30.288 | 1:02.009 | 3:03.849 | 3:24.430 | | 1:06:04.225 | 22 | 1 | 3:54.272 | 37.008 | 1:29.960 | 1:47.304 | 296.2 | 2:02:28.890 | | | | | | | |
| 13 | 1 | 7:16.838 | 1:00.359 | 3:01.869 | 3:14.610 | | 1:13:21.063 | 23 | 1 | 3:55.303 | 36.866 | 1:29.863 | 1:48.574 | 298.7 | 2:06:24.193 | | | | | | | |
| 14 | 1 | 5:21.725 | 59.229 | 2:05.867 | 2:16.629 | | 1:18:42.788 | 24 | 1 | 4:31.587 B | 1:05.167 | 1:30.318 | 1:56.102 | 293.8 | 2:10:55.780 | | | | | | | |
| 15 | 1 | 4:28.900 | 37.535 | 1:30.644 | 2:20.721 | 290.7 | 1:23:11.688 | 25 | 1 | 6:51.352 | 3:32.583 | 1:31.349 | 1:47.420 | 288.4 | 2:17:47.132 | | | | | | | |
| 16 | 1 | 4:25.839 B | 36.553 | 1:30.143 | 2:19.143 | 293.0 | 1:27:37.527 | 26 | 1 | 4:19.231 | 59.396 | 1:33.770 | 1:46.065 | 286.1 | 2:22:06.363 | | | | | | | |
| 17 | 2 | 6:39.057 | 3:21.519 | 1:31.396 | 1:46.142 | 285.4 | 1:34:16.584 | 27 | 1 | 4:19.005 | 59.490 | 1:33.228 | 1:46.287 | 286.1 | 2:26:25.368 | | | | | | | |
| 18 | 2 | 3:51.810 | 36.132 | 1:30.295 | 1:45.383 | 286.9 | 1:38:08.394 | 28 | 1 | 4:18.059 | 59.401 | 1:33.306 | 1:45.352 | 285.4 | 2:30:43.427 | | | | | | | |
| 19 | 2 | 3:50.732 | 35.886 | 1:29.975 | 1:44.871 | 287.6 | 1:41:59.126 | 29 | 1 | 3:53.933 | 36.232 | 1:31.603 | 1:46.098 | 288.4 | 2:34:37.360 | | | | | | | |
| 20 | 2 | 4:05.636 | 35.941 | 1:42.593 | 1:47.102 | 291.5 | 1:46:04.762 | 30 | 1 | 3:52.364 | 36.425 | 1:30.334 | 1:45.605 | 292.3 | 2:38:29.724 | | | | | | | |
| 21 | 2 | 6:09.133 | 36.035 | 2:34.926 | 2:58.172 | 289.9 | 1:52:13.895 | 31 | 1 | 3:52.492 | 36.532 | 1:30.264 | 1:45.696 | 292.3 | 2:42:22.216 | | | | | | | |
| 22 | 2 | 5:24.117 | 36.766 | 2:34.831 | 2:12.520 | 285.4 | 1:57:38.012 | 32 | 1 | 3:54.896 | 36.508 | 1:30.917 | 1:47.471 | 289.1 | 2:46:17.112 | | | | | | | |
| 23 | 2 | 3:51.725 | 36.275 | 1:29.866 | 1:45.584 | 288.4 | 2:01:29.737 | 33 | 1 | 3:53.842 | 36.429 | 1:30.464 | 1:46.949 | 289.1 | 2:50:10.954 | | | | | | | |
| 24 | 2 | 3:51.602 | 36.063 | 1:29.661 | 1:45.878 | 288.4 | 2:05:21.339 | 34 | 1 | 4:02.092 B | 36.458 | 1:30.750 | 1:54.884 | 287.6 | 2:54:13.046 | | | | | | | |
| 25 | 2 | 4:28.776 B | 1:04.826 | 1:30.384 | 1:53.566 | 287.6 | 2:09:50.115 | 35 | 1 | 4:19.382 | 1:02.468 | 1:30.981 | 1:45.933 | 286.9 | 2:58:32.428 | | | | | | | |
| 26 | 2 | 6:48.944 | 3:32.120 | 1:31.070 | 1:45.754 | 286.9 | 2:16:39.059 | 36 | 1 | 3:56.394 | 37.111 | 1:30.999 | 1:48.284 | 288.4 | 3:02:28.822 | | | | | | | |
| 27 | 2 | 3:55.461 | 36.425 | 1:31.437 | 1:47.599 | 289.9 | 2:20:34.520 | 37 | 1 | 4:04.251 | 37.299 | 1:31.448 | 1:55.504 | 289.9 | 3:06:33.073 | | | | | | | |
| 28 | 2 | 4:20.573 | 1:00.285 | 1:33.112 | 1:47.176 | 289.9 | 2:24:55.093 | 87 CLX Motorsport 1. Alexander JACOBY 2. Kevin RABIN Ligier JS P325 - Toyota LMP3 | | | | | | | | | | | | | | |
| 29 | 2 | 4:18.709 | 59.754 | 1:32.391 | 1:46.564 | 290.7 | 2:29:13.802 | 1 | 2 | 5:13.630 B | 46.665 | 1:32.602 | 2:54.363 | 271.8 | 5:13.630 | | | | | | | |
| 30 | 2 | 3:53.203 | 36.617 | 1:30.546 | 1:46.040 | 295.4 | 2:33:07.005 | 2 | 2 | 13:09.631 B | 7:49.851 | 1:34.643 | 3:45.137 | 288.4 | 18:23.261 | | | | | | | |
| 31 | 2 | 3:51.301 | 36.431 | 1:29.555 | 1:45.315 | 293.0 | 2:36:58.306 | 3 | 2 | 6:44.258 | 3:22.467 | 1:32.005 | 1:49.786 | 293.8 | 25:07.519 | | | | | | | |
| 32 | 2 | 3:51.897 | 36.420 | 1:29.428 | 1:46.049 | 291.5 | 2:40:50.203 | 4 | 2 | 3:57.899 | 37.460 | 1:31.655 | 1:48.784 | 297.0 | 29:05.418 | | | | | | | |
| 33 | 2 | 3:51.579 | 36.520 | 1:29.437 | 1:45.622 | 293.8 | 2:44:41.782 | 5 | 2 | 3:54.501 | 36.785 | 1:30.271 | 1:47.445 | 296.2 | 32:59.919 | | | | | | | |
| 34 | 2 | 3:51.449 | 36.591 | 1:29.456 | 1:45.402 | 292.3 | 2:48:33.231 | 6 | 2 | 4:00.800 B | 36.564 | 1:29.822 | 1:54.414 | 297.9 | 37:00.719 | | | | | | | |
| 35 | 2 | 3:52.991 | 36.370 | 1:30.117 | 1:46.504 | 290.7 | 2:52:26.222 | 7 | 2 | 4:25.130 | 1:06.417 | 1:31.391 | 1:47.322 | 295.4 | 41:25.849 | | | | | | | |
| 36 | 2 | 3:52.547 | 36.356 | 1:30.337 | 1:45.854 | 290.7 | 2:56:18.769 | 8 | 2 | 5:30.844 | 59.745 | 2:43.885 | 1:47.214 | | 46:56.693 | | | | | | | |
| 37 | 2 | 3:51.684 | 36.626 | 1:29.553 | 1:45.505 | 293.8 | 3:00:10.453 | 9 | 2 | 5:08.817 | 37.504 | 2:43.672 | 1:47.641 | | 52:05.510 | | | | | | | |
| 38 | 2 | 3:53.979 | 36.273 | 1:29.687 | 1:48.019 | 290.7 | 3:04:04.432 | 10 | 2 | 6:23.955 | 36.598 | 2:14.480 | 3:32.877 | 185.5 | 58:29.465 | | | | | | | |
| 86 R-race GP 1. Zack SCOULAR 2. Léna BÜHLER Duqueine D09 - Toyota LMP3 | | | | | | | | 11 | | | | | | | | 2 | 7:30.875 | 1:02.582 | 3:03.380 | 3:24.913 | | 1:06:00.340 |
| 1 | 2 | 4:17.410 | 48.621 | 1:33.794 | 1:54.995 | 290.7 | 4:17.410 | 12 | 2 | 7:16.789 | 1:01.093 | 3:00.140 | 3:15.556 | | 1:13:17.129 | | | | | | | |
| 2 | 2 | 8:47.330 | 1:28.053 | 4:23.235 | 2:56.042 | | 13:04.740 | 13 | 2 | 5:20.348 | 1:00.991 | 2:05.503 | 2:13.854 | | 1:18:37.477 | | | | | | | |
| 3 | 2 | 5:51.201 | 40.249 | 1:33.333 | 3:37.619 | 275.9 | 18:55.941 | 14 | 2 | 4:26.897 | 37.340 | 1:30.072 | 2:19.485 | 297.0 | 1:23:04.374 | | | | | | | |
| 4 | 2 | 3:56.706 | 37.605 | 1:30.713 | 1:48.388 | 292.3 | 22:52.647 | 15 | 2 | 4:28.478 B | 37.642 | 1:29.746 | 2:21.090 | 297.0 | 1:27:32.852 | | | | | | | |
| 5 | 2 | 3:56.227 | 36.917 | 1:31.001 | 1:48.309 | 290.7 | 26:48.874 | 16 | 1 | 12:16.244 | 8:49.112 | 1:34.669 | 1:52.463 | 289.1 | 1:39:49.096 | | | | | | | |
| | | | | | | | | 17 | | | | | | | | 1 | 3:56.124 | 37.727 | 1:31.023 | 1:47.374 | 293.8 | 1:43:45.220 |
| | | | | | | | | 18 | | | | | | | | 1 | 4:20.833 B | 36.809 | 1:42.141 | 2:01.883 | 291.5 | 1:48:06.053 |



LE MANS CUP



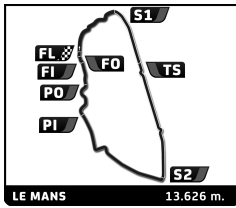
Road to Le Mans
94^e Edition des 24 Heures du Mans
Race

Sector Analysis

Lap under Red Flag Invalidated Lap Personal Best Session Best Crossing the pit lane

| Lap | D | Time | Sector 1 | Sector 2 | Sector 3 | T. Spd | Elapsed | Lap | D | Time | Sector 1 | Sector 2 | Sector 3 | T. Spd | Elapsed |
|-----------|---|-----------------------|-------------------|---------------------|---------------------|--------|-------------|---|---|------|----------|----------|----------|--------|---------|
| 88 | AF Corse 1.Rey ACOSTA III 2.Marco Erminio BONANON | | | | | | | Ferrari 296 GT3 Evo GT3 | | | | | | | |
| 1 | 1 | 4:44.564 | 1:02.502 | 1:36.912 | 2:05.150 | 290.7 | 4:44.564 | | | | | | | | |
| 2 | 1 | 8:45.482 | 1:25.201 | 4:25.174 | 2:55.107 | | 13:30.046 | | | | | | | | |
| 3 | 1 | 6:01.602 | 40.474 | 1:35.745 | 3:45.383 | 288.4 | 19:31.648 | | | | | | | | |
| 4 | 1 | 4:10.535 | 40.043 | 1:34.654 | 1:55.838 | 289.1 | 23:42.183 | | | | | | | | |
| 5 | 1 | 4:09.792 | 39.662 | 1:35.272 | 1:54.858 | 289.1 | 27:51.975 | | | | | | | | |
| 6 | 1 | 4:08.620 | 39.256 | 1:33.826 | 1:55.538 | 288.4 | 32:00.595 | | | | | | | | |
| 7 | 1 | 4:08.521 | 39.834 | 1:34.167 | 1:54.520 | 287.6 | 36:09.116 | | | | | | | | |
| 8 | 1 | 4:57.234 B | 41.091 | 2:12.097 | 2:04.046 | 284.6 | 41:06.350 | | | | | | | | |
| 9 | 1 | 7:30.218 | 3:44.305 | 1:48.175 | 1:57.738 | 220.5 | 48:36.568 | | | | | | | | |
| 10 | 1 | 6:14.729 | 41.481 | 2:45.565 | 2:47.683 | | 54:51.297 | | | | | | | | |
| 11 | 1 | 6:25.575 | 40.660 | 2:06.889 | 3:38.026 | 280.9 | 1:01:16.872 | | | | | | | | |
| 12 | 1 | 7:14.649 | 1:00.488 | 3:01.037 | 3:13.124 | | 1:08:31.521 | | | | | | | | |
| 13 | 1 | 7:09.753 | 59.900 | 3:00.324 | 3:09.529 | | 1:15:41.274 | | | | | | | | |
| 14 | 1 | 5:01.619 B | 42.172 | 1:37.605 | 2:41.842 | 288.4 | 1:20:42.893 | | | | | | | | |
| 15 | 2 | 7:32.784 | 3:32.457 | 1:37.194 | 2:23.133 | 267.8 | 1:28:15.677 | | | | | | | | |
| 16 | 2 | 4:05.380 | 41.163 | 1:32.870 | 1:51.347 | 286.9 | 1:32:21.057 | | | | | | | | |
| 17 | 2 | 4:00.627 | 37.873 | 1:32.498 | 1:50.256 | 288.4 | 1:36:21.684 | | | | | | | | |
| 18 | 2 | 3:59.282 | 37.613 | 1:31.895 | 1:49.774 | 287.6 | 1:40:20.966 | | | | | | | | |
| 19 | 2 | 3:59.244 | 37.474 | 1:31.916 | 1:49.854 | 287.6 | 1:44:20.210 | | | | | | | | |
| 20 | 2 | 4:01.198 | 37.322 | 1:32.165 | 1:51.711 | 286.9 | 1:48:21.408 | | | | | | | | |
| 21 | 2 | 6:12.668 | 37.401 | 2:37.137 | 2:58.130 | 286.9 | 1:54:34.076 | | | | | | | | |
| 22 | 2 | 4:13.023 | 38.021 | 1:43.971 | 1:51.031 | 287.6 | 1:58:47.099 | | | | | | | | |
| 23 | 2 | 4:10.057 | 37.796 | 1:32.314 | 1:59.947 | 290.7 | 2:02:57.156 | | | | | | | | |
| 24 | 2 | 4:11.111 B | 41.259 | 1:31.718 | 1:58.134 | 289.1 | 2:07:08.267 | | | | | | | | |
| 25 | 2 | 8:11.325 | 3:40.280 | 1:36.863 | 2:54.182 | 282.4 | 2:15:19.592 | | | | | | | | |
| 26 | 2 | 4:02.643 | 38.666 | 1:32.852 | 1:51.125 | 286.1 | 2:19:22.235 | | | | | | | | |
| 27 | 2 | 4:25.066 | 59.455 | 1:35.750 | 1:49.861 | 289.1 | 2:23:47.301 | | | | | | | | |
| 28 | 2 | 4:23.329 | 59.329 | 1:34.392 | 1:49.608 | 283.9 | 2:28:10.630 | | | | | | | | |
| 29 | 2 | 4:03.523 | 40.616 | 1:32.987 | 1:49.920 | 286.9 | 2:32:14.153 | | | | | | | | |
| 30 | 2 | 3:59.100 | 37.515 | 1:32.095 | 1:49.490 | 286.9 | 2:36:13.253 | | | | | | | | |
| 31 | 2 | 3:58.526 | 37.264 | 1:31.908 | 1:49.354 | 286.9 | 2:40:11.779 | | | | | | | | |
| 32 | 2 | 3:58.610 | 37.489 | 1:31.903 | 1:49.218 | 287.6 | 2:44:10.389 | | | | | | | | |
| 33 | 2 | 3:58.531 | 37.455 | 1:31.996 | 1:49.080 | 286.1 | 2:48:08.920 | | | | | | | | |
| 34 | 2 | 3:58.765 | 37.288 | 1:32.143 | 1:49.334 | 286.9 | 2:52:07.685 | | | | | | | | |
| 35 | 2 | 3:57.556 | 37.375 | 1:31.482 | 1:48.699 | 287.6 | 2:56:05.241 | | | | | | | | |
| 36 | 2 | 3:58.037 | 37.230 | 1:31.505 | 1:49.302 | 286.9 | 3:00:03.278 | | | | | | | | |
| 37 | 2 | 4:00.764 | 37.504 | 1:31.939 | 1:51.321 | 287.6 | 3:04:04.042 | | | | | | | | |
| 91 | Ecurie Ecosse Blackthorn 1.Giacomo PETROBELLI 2.Romain LEROUX | | | | | | | Aston Martin Vantage AMR GT3 Evo GT3 | | | | | | | |
| 1 | 1 | 4:40.556 | 1:03.637 | 1:34.826 | 2:02.093 | 289.9 | 4:40.556 | | | | | | | | |
| 2 | 1 | 8:41.996 | 1:25.288 | 4:26.322 | 2:50.386 | | 13:22.552 | | | | | | | | |
| 3 | 1 | 5:59.208 | 39.832 | 1:33.869 | 3:45.507 | 287.6 | 19:21.760 | | | | | | | | |
| 4 | 1 | 4:05.552 | 39.704 | 1:33.401 | 1:52.447 | 286.9 | 23:27.312 | | | | | | | | |
| 5 | 1 | 4:03.777 | 38.771 | 1:32.865 | 1:52.141 | 288.4 | 27:31.089 | | | | | | | | |
| 6 | 1 | 4:02.364 | 38.233 | 1:32.785 | 1:51.346 | 286.9 | 31:33.453 | | | | | | | | |
| 7 | 1 | 4:12.220 B | 37.925 | 1:33.858 | 2:00.437 | 286.9 | 35:45.673 | | | | | | | | |
| 8 | 1 | 7:39.409 | 3:29.455 | 2:15.722 | 1:54.232 | | 43:25.082 | | | | | | | | |
| 9 | 1 | 7:32.479 B | 1:00.925 | 2:12.946 | 4:18.608 | 283.9 | 50:57.561 | | | | | | | | |
| 92 | Forestier Racing by VPS 1.Sebastian BACH 2.Lucas FECURY | | | | | | | Ligier JS P325 - Toyota LMP3 | | | | | | | |
| 1 | 2 | 4:14.642 | 45.346 | 1:34.780 | 1:54.516 | 288.4 | 4:14.642 | | | | | | | | |
| 2 | 2 | 8:48.425 | 1:26.090 | 4:22.601 | 2:59.734 | | 13:03.067 | | | | | | | | |
| 3 | 2 | 5:47.138 | 39.371 | 1:32.093 | 3:35.674 | 289.9 | 18:50.205 | | | | | | | | |
| 4 | 2 | 3:57.934 | 37.961 | 1:31.139 | 1:48.834 | 292.3 | 22:48.139 | | | | | | | | |
| 5 | 2 | 3:55.953 | 37.077 | 1:30.184 | 1:48.692 | 293.8 | 26:44.092 | | | | | | | | |
| 6 | 2 | 4:12.111 | 36.969 | 1:30.078 | 2:05.064 | 293.0 | 30:56.203 | | | | | | | | |
| 7 | 2 | 3:57.096 | 37.140 | 1:31.895 | 1:48.061 | 293.8 | 34:53.299 | | | | | | | | |
| 8 | 2 | 5:01.961 | 37.361 | 2:34.597 | 1:50.003 | 294.6 | 39:55.260 | | | | | | | | |
| 9 | 2 | 5:31.530 | 58.753 | 2:44.146 | 1:48.631 | | 45:26.790 | | | | | | | | |
| 10 | 2 | 4:08.986 B | 36.953 | 1:33.493 | 1:58.540 | 278.1 | 49:35.776 | | | | | | | | |
| 11 | 2 | 8:56.703 | 3:23.600 | 2:00.373 | 3:32.730 | 207.9 | 58:32.479 | | | | | | | | |
| 12 | 2 | 7:30.161 | 1:02.043 | 3:03.957 | 3:24.161 | | 1:06:02.640 | | | | | | | | |
| 13 | 2 | 7:17.585 | 1:00.917 | 3:01.382 | 3:15.286 | 126.3 | 1:13:20.225 | | | | | | | | |
| 14 | 2 | 5:37.879 B | 59.661 | 2:07.262 | 2:30.956 | | 1:18:58.104 | | | | | | | | |
| 15 | 1 | 7:29.654 | 3:29.944 | 1:38.260 | 2:21.450 | 232.3 | 1:26:27.758 | | | | | | | | |
| 16 | 1 | 4:31.650 | 41.438 | 1:31.580 | 2:18.632 | 291.5 | 1:30:59.408 | | | | | | | | |
| 17 | 1 | 3:59.311 | 40.437 | 1:30.903 | 1:47.971 | 291.5 | 1:34:58.719 | | | | | | | | |
| 18 | 1 | 3:57.898 | 37.891 | 1:31.969 | 1:48.038 | 293.0 | 1:38:56.617 | | | | | | | | |
| 19 | 1 | 3:54.043 | 36.675 | 1:30.148 | 1:47.220 | 293.0 | 1:42:50.660 | | | | | | | | |
| 20 | 1 | 4:39.190 | 36.688 | 2:15.779 | 1:46.723 | 275.9 | 1:47:29.850 | | | | | | | | |
| 21 | 1 | 6:06.530 | 36.494 | 2:34.097 | 2:55.939 | 291.5 | 1:53:36.380 | | | | | | | | |
| 22 | 1 | 4:48.514 | 36.795 | 2:23.116 | 1:48.603 | 291.5 | 1:58:24.894 | | | | | | | | |
| 23 | 1 | 3:53.632 | 36.337 | 1:29.961 | 1:47.334 | 293.0 | 2:02:18.526 | | | | | | | | |
| 24 | 1 | 3:54.564 | 37.330 | 1:30.511 | 1:46.723 | 293.0 | 2:06:13.090 | | | | | | | | |
| 25 | 1 | 4:30.238 B | 1:04.751 | 1:30.221 | 1:55.266 | 292.3 | 2:10:43.328 | | | | | | | | |
| 26 | 1 | 6:52.510 | 3:33.693 | 1:31.209 | 1:47.608 | 292.3 | 2:17:35.838 | | | | | | | | |
| 27 | 1 | 4:09.113 | 48.802 | 1:32.927 | 1:47.384 | 288.4 | 2:21:44.951 | | | | | | | | |
| 28 | 1 | 4:19.070 | 59.192 | 1:32.967 | 1:46.911 | 286.9 | 2:26:04.021 | | | | | | | | |
| 29 | 1 | 4:17.757 | 58.835 | 1:32.389 | 1:46.533 | 288.4 | 2:30:21.778 | | | | | | | | |
| 30 | 1 | 3:54.038 | 36.418 | 1:30.425 | 1:47.195 | 290.7 | 2:34:15.816 | | | | | | | | |
| 31 | 1 | 3:52.942 | 36.443 | 1:30.173 | 1:46.326 | 292.3 | 2:38:08.758 | | | | | | | | |
| 32 | 1 | 3:52.800 | 36.413 | 1:30.019 | 1:46.368 | 292.3 | 2:42:01.558 | | | | | | | | |
| 33 | 1 | 3:52.053 | 36.381 | 1:29.592 | 1:46.080 | 292.3 | 2:45:53.611 | | | | | | | | |
| 34 | 1 | 3:53.174 | 36.276 | 1:29.680 | 1:47.218 | 293.0 | 2:49:46.785 | | | | | | | | |
| 35 | 1 | 3:52.778 | 36.409 | 1:29.972 | 1:46.397 | 290.7 | 2:53:39.563 | | | | | | | | |
| 36 | 1 | 3:51.560 | 36.317 | 1:29.622 | 1:45.621 | 293.8 | 2:57:31.123 | | | | | | | | |
| 37 | 1 | 3:51.888 | 36.296 | 1:29.836 | 1:45.756 | 291.5 | 3:01:23.011 | | | | | | | | |
| 38 | 1 | 3:55.080 | 36.398 | 1:29.798 | 1:48.884 | 291.5 | 3:05:18.091 | | | | | | | | |
| 90 | Ecurie Ecosse Blackthorn 1.Charles BATEMAN 2.Kobe PAUWELS | | | | | | | Aston Martin Vantage AMR GT3 Evo GT3 | | | | | | | |
| 1 | 1 | 8:47.673 B | 1:09.214 | 2:59.340 | 4:39.119 | 147.5 | 8:47.673 | | | | | | | | |
| 2 | 1 | 9:09.090 B | 3:38.609 | 1:40.535 | 3:49.946 | 252.8 | 17:56.763 | | | | | | | | |
| 3 | 1 | 4:40.632 | 1:07.145 | 1:35.364 | 1:58.123 | 283.9 | 22:37.395 | | | | | | | | |
| 4 | 1 | 4:11.340 | 39.840 | 1:36.202 | 1:55.298 | 278.1 | 26:48.735 | | | | | | | | |
| | | | | | | | | | | | | | | | |

LE MANS CUP



Road to Le Mans
94^e Edition des 24 Heures du Mans
Race

Sector Analysis

Lap under Red Flag Invalidated Lap Personal Best Session Best Crossing the pit lane

| Lap | D | Time | Sector 1 | Sector 2 | Sector 3 | T. Spd | Elapsed | Lap | D | Time | Sector 1 | Sector 2 | Sector 3 | T. Spd | Elapsed |
|-----------|--|------------------------------|-------------------|---------------------|---------------------|--------|-------------|---------------------------------|---|---------------------|---------------|---------------------|-----------------|--------|-------------|
| 95 | United Autosports 1. Michael BIRCH 2. Garnet PATTERSON | | | | | | | McLaren 720S GT3 Evo GT3 | | | | | | | |
| 1 | 1 | 5:55.645 B | 1:15.078 | 1:45.597 | 2:54.970 | 254.6 | 5:55.645 | 1 | 1 | 4:30.127 | 50.783 | 1:35.762 | 2:03.582 | 267.1 | 4:30.127 |
| 2 | 1 | 8:25.614 B | 2:07.683 | 4:01.878 | 2:16.052 | | 14:21.259 | 2 | 1 | 8:46.018 | 1:26.124 | 4:24.678 | 2:55.216 | | 13:16.145 |
| 3 | 2 | 7:20.073 | 3:23.700 | 1:33.979 | 2:22.394 | 285.4 | 21:41.332 | 3 | 1 | 6:07.532 | 40.251 | 1:36.877 | 3:50.404 | 261.3 | 19:23.677 |
| 4 | 2 | 4:01.110 | 38.070 | 1:32.111 | 1:50.929 | 289.1 | 25:42.442 | 4 | 1 | 4:07.051 | 39.671 | 1:34.579 | 1:52.801 | 290.7 | 23:30.728 |
| 5 | 2 | 4:29.445 | 37.636 | 1:31.455 | 2:20.354 | 293.0 | 30:11.887 | 5 | 1 | 4:02.720 | 38.197 | 1:32.707 | 1:51.816 | 292.3 | 27:33.448 |
| 6 | 2 | 3:58.563 | 38.176 | 1:31.579 | 1:48.808 | 289.9 | 34:10.450 | 6 | 1 | 4:02.222 | 38.036 | 1:32.191 | 1:51.995 | 293.0 | 31:35.670 |
| 7 | 2 | 3:56.917 | 37.174 | 1:31.051 | 1:48.692 | 289.9 | 38:07.367 | 7 | 1 | 4:03.373 | 37.895 | 1:32.131 | 1:53.347 | 295.4 | 35:39.043 |
| 8 | 2 | 3:58.129 | 37.637 | 1:31.410 | 1:49.082 | 289.9 | 42:05.496 | 8 | 1 | 5:07.402 B | 37.909 | 2:28.900 | 2:00.593 | 293.8 | 40:46.445 |
| 9 | 2 | 5:22.531 | 59.281 | 2:33.878 | 1:49.372 | | 47:28.027 | 9 | 1 | 7:18.433 | 3:46.059 | 1:40.399 | 1:51.975 | 292.3 | 48:04.878 |
| 10 | 2 | 5:12.033 | 39.282 | 2:43.655 | 1:49.096 | | 52:40.060 | 10 | 1 | 5:23.871 | 40.050 | 2:46.602 | 1:57.219 | | 53:28.749 |
| 11 | 2 | 5:57.350 B | 45.173 | 1:46.944 | 3:25.233 | 228.4 | 58:37.410 | 11 | 1 | 7:42.334 | 1:02.371 | 3:02.548 | 3:37.415 | | 1:01:11.083 |
| 12 | 1 | 9:55.346 | 3:46.950 | 2:55.208 | 3:13.188 | | 1:08:32.756 | 12 | 1 | 7:15.734 | 1:01.925 | 2:59.747 | 3:14.062 | 125.4 | 1:08:26.817 |
| 13 | 1 | 7:09.479 | 59.995 | 3:00.282 | 3:09.202 | | 1:15:42.235 | 13 | 1 | 7:10.490 | 1:00.801 | 2:59.014 | 3:10.675 | | 1:15:37.307 |
| 14 | 1 | 4:51.852 | 42.268 | 1:36.163 | 2:33.421 | 262.6 | 1:20:34.087 | 14 | 1 | 4:57.489 B | 43.994 | 1:37.949 | 2:35.546 | 281.7 | 1:20:34.796 |
| 15 | 1 | 4:13.685 | 40.267 | 1:33.818 | 1:59.600 | 290.7 | 1:24:47.772 | 15 | 2 | 7:23.861 | 3:31.092 | 1:33.861 | 2:18.908 | 288.4 | 1:27:58.657 |
| 16 | 1 | 4:39.404 | 39.768 | 1:33.895 | 2:25.741 | 290.7 | 1:29:27.176 | 16 | 2 | 4:00.878 | 40.139 | 1:30.615 | 1:50.124 | 291.5 | 1:31:59.535 |
| 17 | 1 | 4:09.499 | 42.808 | 1:33.086 | 1:53.605 | 293.0 | 1:33:36.675 | 17 | 2 | 3:53.778 | 37.084 | 1:29.640 | 1:47.054 | 297.0 | 1:35:53.313 |
| 18 | 1 | 4:04.976 | 38.801 | 1:32.785 | 1:53.390 | 292.3 | 1:37:41.651 | 18 | 2 | 3:55.072 | 37.306 | 1:29.531 | 1:48.235 | 296.2 | 1:39:48.385 |
| 19 | 1 | 4:04.356 | 38.621 | 1:32.697 | 1:53.038 | 292.3 | 1:41:46.007 | 19 | 2 | 3:52.160 | 36.668 | 1:29.600 | 1:45.892 | 295.4 | 1:43:40.545 |
| 20 | 1 | 4:13.126 | 38.550 | 1:42.311 | 1:52.265 | 292.3 | 1:45:59.133 | 20 | 2 | 4:02.915 | 36.268 | 1:39.766 | 1:46.881 | 290.7 | 1:47:43.460 |
| 21 | 1 | 6:17.178 | 38.520 | 2:36.577 | 3:02.081 | 284.6 | 1:52:16.311 | 21 | 2 | 6:08.447 | 36.606 | 2:35.086 | 2:56.755 | 296.2 | 1:53:51.907 |
| 22 | 1 | 5:30.166 | 38.743 | 2:37.985 | 2:13.438 | 264.5 | 1:57:46.477 | 22 | 2 | 4:39.061 | 36.408 | 2:14.651 | 1:48.002 | 293.0 | 1:58:30.968 |
| 23 | 1 | 4:09.608 | 39.576 | 1:32.694 | 1:57.338 | 292.3 | 2:01:56.085 | 23 | 2 | 3:54.982 | 36.944 | 1:29.831 | 1:48.207 | 291.5 | 2:02:25.950 |
| 24 | 1 | 4:14.838 B | 39.659 | 1:32.754 | 2:02.425 | 290.7 | 2:06:10.923 | 24 | 2 | 3:54.327 | 37.766 | 1:29.216 | 1:47.345 | 294.6 | 2:06:20.277 |
| 25 | 2 | 7:59.638 | 3:26.561 | 1:34.039 | 2:59.038 | 276.6 | 2:14:10.561 | 25 | 2 | 4:29.519 B | 1:05.119 | 1:29.449 | 1:54.951 | 293.0 | 2:10:49.796 |
| 26 | 2 | 3:56.503 | 37.556 | 1:30.587 | 1:48.360 | 293.0 | 2:18:07.064 | 26 | 2 | 6:55.897 | 3:35.586 | 1:32.679 | 1:47.632 | 285.4 | 2:17:45.693 |
| 27 | 2 | 4:19.586 | 59.044 | 1:32.685 | 1:47.857 | 297.0 | 2:22:26.650 | 27 | 2 | 4:19.135 | 1:00.190 | 1:33.073 | 1:45.872 | 286.9 | 2:22:04.828 |
| 28 | 2 | 4:20.753 | 59.763 | 1:32.469 | 1:48.521 | 293.8 | 2:26:47.403 | 28 | 2 | 4:18.671 | 59.882 | 1:33.058 | 1:45.731 | 286.1 | 2:26:23.499 |
| 29 | 2 | 4:19.470 | 59.119 | 1:32.626 | 1:47.725 | 295.4 | 2:31:06.873 | 29 | 2 | 4:18.153 | 59.646 | 1:32.813 | 1:45.694 | 286.1 | 2:30:41.652 |
| 30 | 2 | 3:56.413 | 37.413 | 1:31.043 | 1:47.957 | 292.3 | 2:35:03.286 | 30 | 2 | 3:52.546 | 36.152 | 1:30.664 | 1:45.730 | 289.1 | 2:34:34.198 |
| 31 | 2 | 3:56.556 | 37.683 | 1:30.541 | 1:48.332 | 292.3 | 2:38:59.842 | 31 | 2 | 3:51.705 | 36.295 | 1:29.642 | 1:45.768 | 291.5 | 2:38:25.903 |
| 32 | 2 | 3:56.104 | 36.943 | 1:31.017 | 1:48.144 | 290.7 | 2:42:55.946 | 32 | 2 | 3:51.712 | 36.376 | 1:29.661 | 1:45.675 | 290.7 | 2:42:17.615 |
| 33 | 2 | 3:56.396 | 37.051 | 1:30.907 | 1:48.438 | 293.0 | 2:46:52.342 | 33 | 2 | 3:52.014 | 36.531 | 1:29.861 | 1:45.622 | 290.7 | 2:46:09.629 |
| 34 | 2 | 3:55.061 | 36.951 | 1:30.197 | 1:47.913 | 293.0 | 2:50:47.403 | 34 | 2 | 3:51.722 | 36.095 | 1:29.841 | 1:45.786 | 292.3 | 2:50:01.351 |
| 35 | 2 | 3:55.966 | 37.134 | 1:30.455 | 1:48.377 | 293.0 | 2:54:43.369 | 35 | 2 | 3:53.786 | 36.396 | 1:29.860 | 1:47.530 | 290.7 | 2:53:55.137 |
| 36 | 2 | 3:58.812 | 37.703 | 1:31.056 | 1:50.053 | 292.3 | 2:58:42.181 | 36 | 2 | 3:51.133 | 36.372 | 1:29.529 | 1:45.232 | 290.7 | 2:57:46.270 |
| | | | | | | | | 37 | 2 | 3:51.212 | 36.212 | 1:29.256 | 1:45.744 | 292.3 | 3:01:37.482 |
| | | | | | | | | 38 | 2 | 3:59.516 | 36.221 | 1:29.669 | 1:53.626 | 291.5 | 3:05:36.998 |
| 97 | CLX Motorsport 1. Cédric OLTRAMARE 2. David DROUX | | | | | | | Ligier JS P325 - Toyota LMP3 | | | | | | | |
| 1 | 1 | 4:19.154 | 49.771 | 1:35.664 | 1:53.719 | 262.0 | 4:19.154 | | | | | | | | |
| 2 | 1 | 8:47.921 | 1:27.529 | 4:23.893 | 2:56.499 | | 13:07.075 | | | | | | | | |
| 3 | 1 | 5:50.902 | 39.332 | 1:32.387 | 3:39.183 | 294.6 | 18:57.977 | | | | | | | | |
| 4 | 1 | 4:03.359 | 38.896 | 1:33.781 | 1:50.682 | 293.0 | 23:01.336 | | | | | | | | |
| 5 | 1 | 3:59.390 | 37.786 | 1:31.459 | 1:50.145 | 295.4 | 27:00.726 | | | | | | | | |
| 6 | 1 | 4:00.557 | 37.325 | 1:30.708 | 1:52.524 | 296.2 | 31:01.283 | | | | | | | | |
| 7 | 1 | 3:55.977 | 37.401 | 1:30.823 | 1:47.753 | 295.4 | 34:57.260 | | | | | | | | |
| 8 | 1 | 5:07.621 B | 36.850 | 2:34.458 | 1:56.313 | 295.4 | 40:04.881 | | | | | | | | |
| 9 | 1 | 7:43.677 | 3:48.684 | 2:03.615 | 1:51.378 | 265.2 | 47:48.558 | | | | | | | | |
| 99 | More Motorsport 1. Max VAN DER SNEL 2. Tim GERHARDS | | | | | | | Ligier JS P325 - Toyota LMP3 | | | | | | | |
| 1 | 2 | 5:13.147 | 1:24.477 | 1:34.277 | 2:14.393 | 291.5 | 5:13.147 | | | | | | | | |
| 2 | 2 | 8:25.532 | 1:26.186 | 4:23.092 | 2:36.254 | | 13:38.679 | | | | | | | | |
| 3 | 2 | 5:49.820 | 38.198 | 1:30.928 | 3:40.694 | 297.0 | 19:28.499 | | | | | | | | |
| 4 | 2 | 4:03.158 | 39.430 | 1:33.348 | 1:50.380 | 283.9 | 23:31.657 | | | | | | | | |
| 5 | 2 | 3:56.301 | 38.468 | 1:30.425 | 1:47.408 | 297.9 | 27:27.958 | | | | | | | | |
| 6 | 2 | 3:56.387 | 37.486 | 1:31.098 | 1:47.803 | 294.6 | 31:24.345 | | | | | | | | |
| 7 | 2 | 3:55.299 | 38.242 | 1:29.741 | 1:47.316 | 298.7 | 35:19.644 | | | | | | | | |
| 8 | 2 | 5:12.352 B | 37.187 | 2:36.639 | 1:58.526 | 280.2 | 40:31.996 | | | | | | | | |
| 9 | 1 | 7:22.617 | 3:47.141 | 1:45.118 | 1:50.358 | 284.6 | 47:54.613 | | | | | | | | |



