



2025 ROAD TO LE MANS

DRIVERS AND TEAM MANAGERS BRIEFING

10.06.2025



LE MANS CUP



OFFICIALS

RACE CONTROL



Gwen BOURCIER



Pauline SCHOOFs



Yaiza BONET

TECHNICAL DELEGATE



Lucien MONTE



Antoine CREVENAT

PIT LANE



Alban LEGARCON

TIMEKEEPING



- Filippo Salvadori

STEWARDS



Peter ROBERTS
MLMC Chairman of the Stewards



Palle CHRISTIANSEN



Simonetta MANARA

NATIONAL OFFICIALS

- COC: Patrick Morisseau
- Steward: Arthur Pelosi

TRACK MAP

[V2-2025 9/5/2025 17:17]

ROAD TO
LE MANS

VIRTUAL RED FLAG LINE AT THE MICHELIN TOTEM

START LINE

FINISH LINE / CONTROL LINE / RD SIGNALLING

SC LINE 1

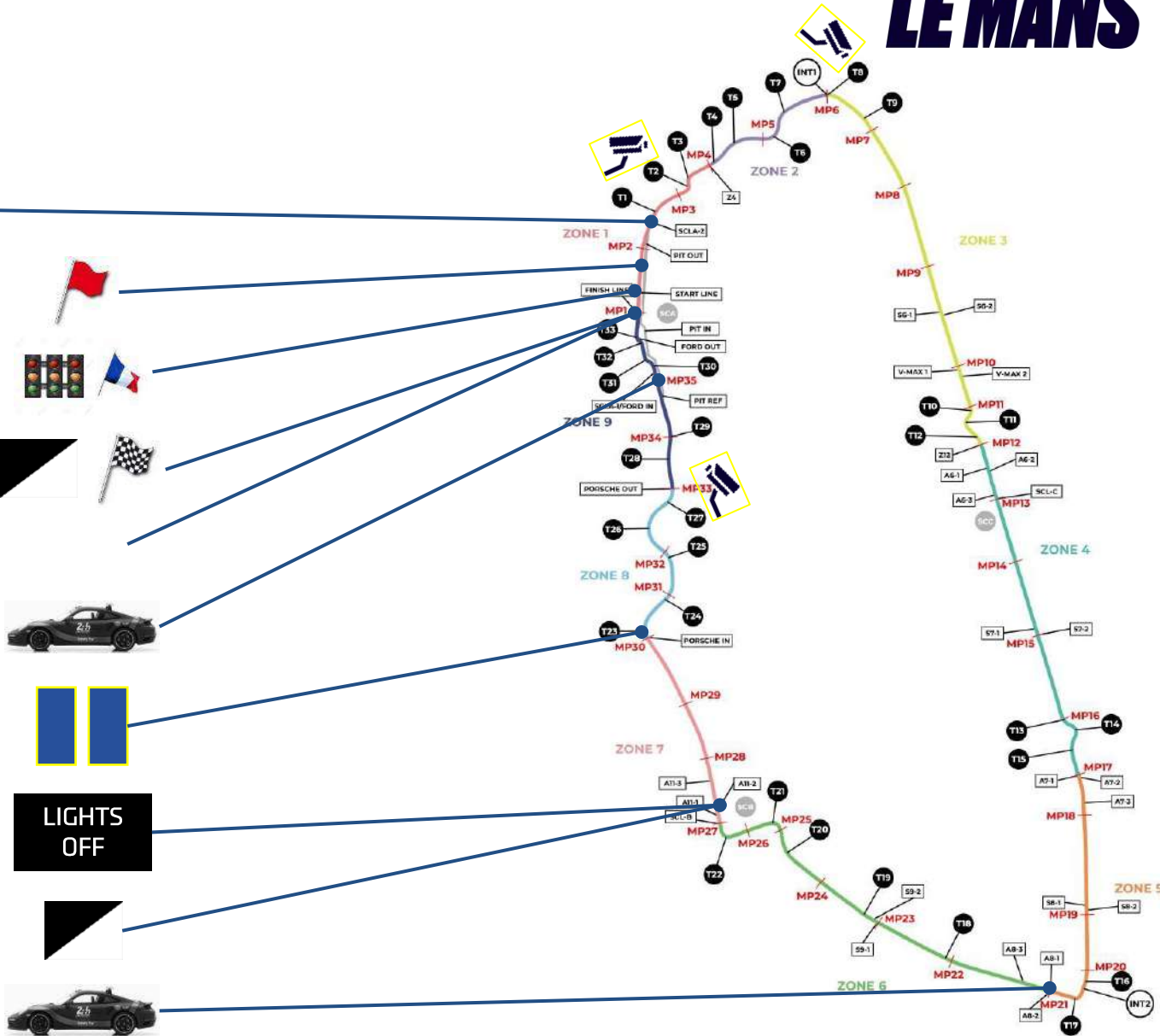
SC ENTERS TRACK [MP35]

GRID POSITION 2X2 (MP30)

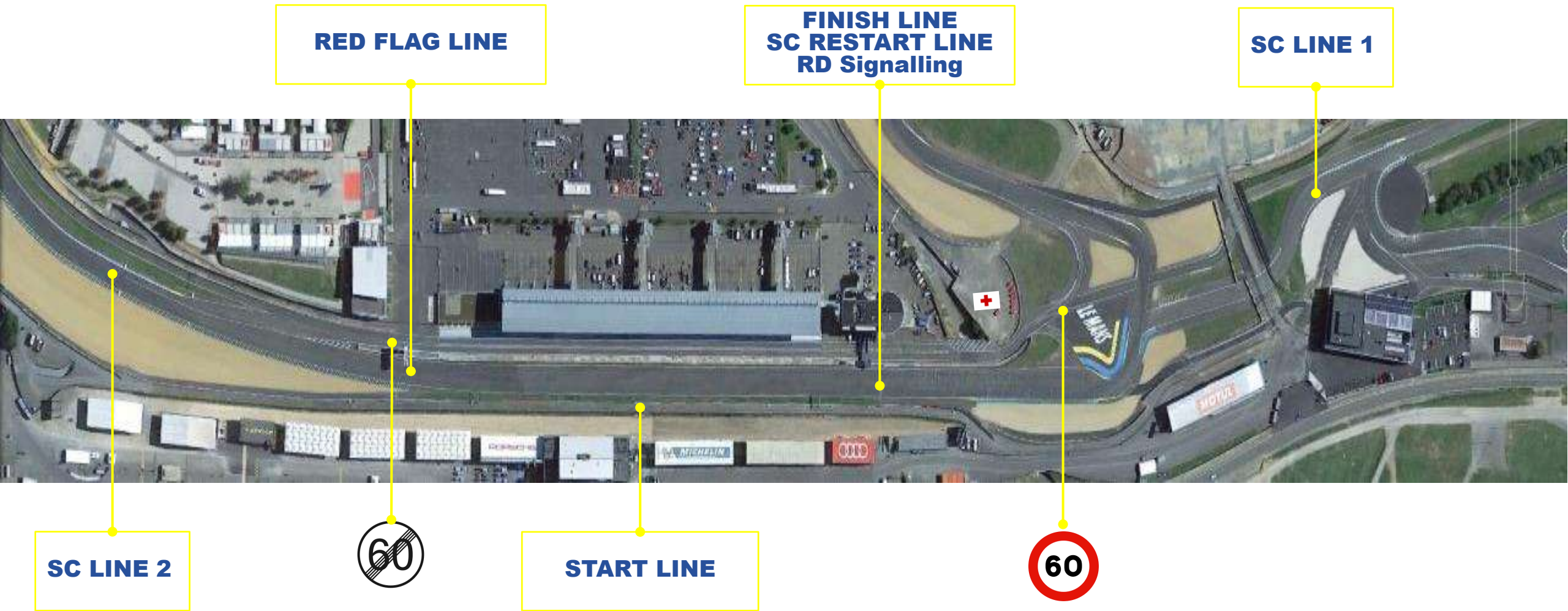
SC LIGHTS OFF (MP27)

RD SIGNALING REPEATER (MP27)

SC ENTERS TRACK [MP21]




PIT LANE MAP



PIT ENTRY ROAD

ROAD TO
LE MANS



PIT ENTRY – SC LINE 1

ROAD TO
LE MANS



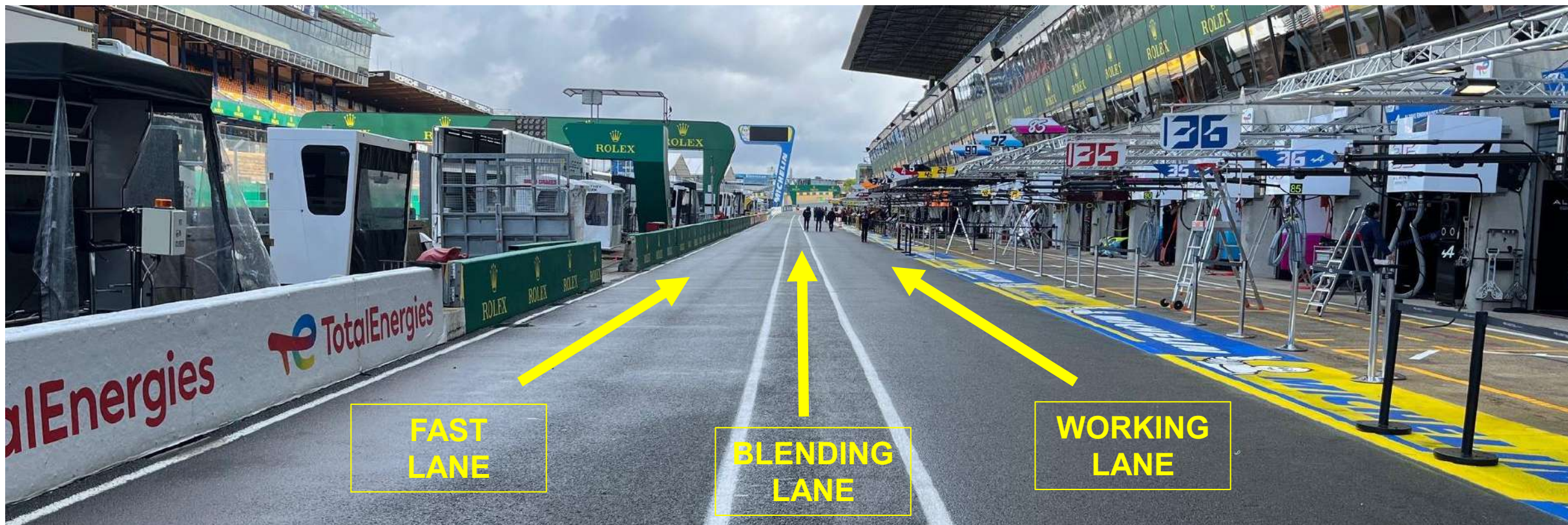
60KPH SPEED LIMIT – PIT ENTRY LOOP

ROAD TO
LE MANS

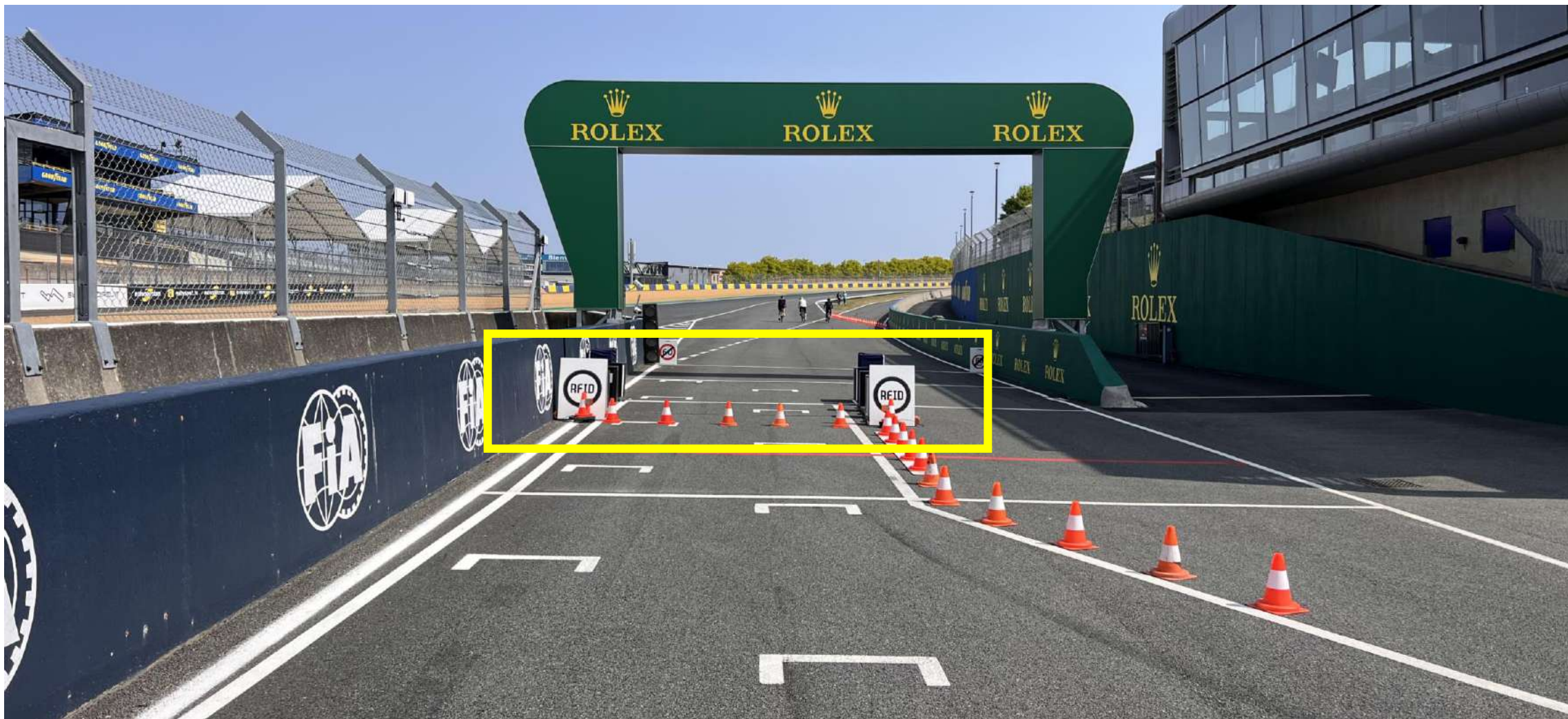


PIT LANE AREAS

ROAD TO
LE MANS




RFID STATIONS



PIT EXIT – END OF SPEED LIMIT

ROAD TO
LE MANS





PIT STOP TIME REFERENCE TIME [PIT IN – PIT OUT]

ROAD TO
LEMANS

MINIMUM ONE PIT STOP RESPECTING PTRT TO BE COMPLETED
BETWEEN 00H25MIN00.000SEC AND 00H35MIN00.000SEC ELAPSED TIME




120sec




WORKING LIMITS [Arch > Arch]

ROAD TO
LE MANS




PIT EXIT ROAD



PIT EXIT ROAD – SC LINE 2

ROAD TO
LEMANS

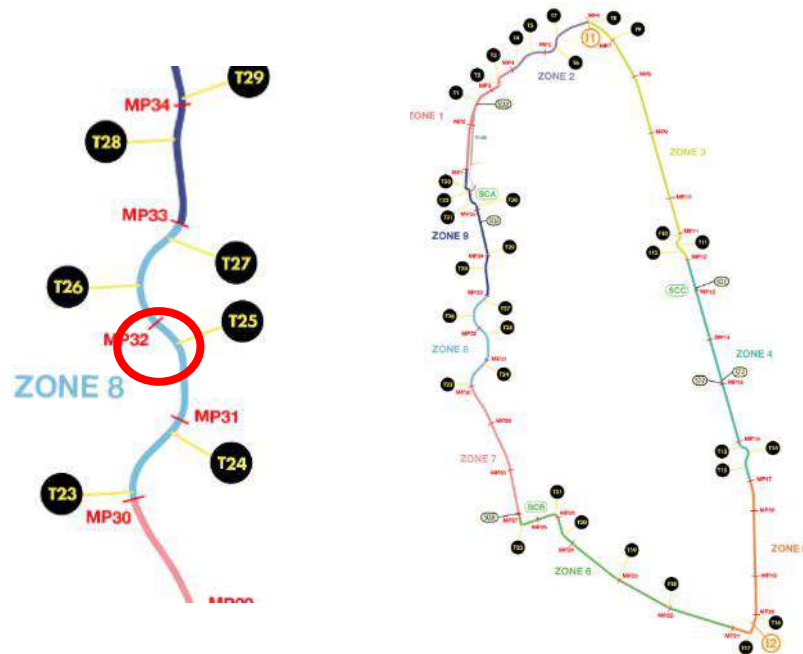


OPENINGS – DIGITAL PANELS



OFF TRACK T25

Drivers missing the apex at T25 (4 wheels behind the blue line) must drive through the entire escape road to rejoin the track



OFF TRACK T25

ROAD TO
LE MANS




OFF TRACK T25

ROAD TO
LE MANS



OFF TRACK T25

ROAD TO
LEMANS




TRACK LIMITS

ROAD TO
LE MANS




GRAVEL TRAP MP20




THE LINE – SC RESTART – RD SIGNALLING

ROAD TO
LE MANS



START LINE – LIGHTS – RD REPEATER

ROAD TO
LE MANS



RD SIGNALING REPEATER MP27

ROAD TO
LE MANS

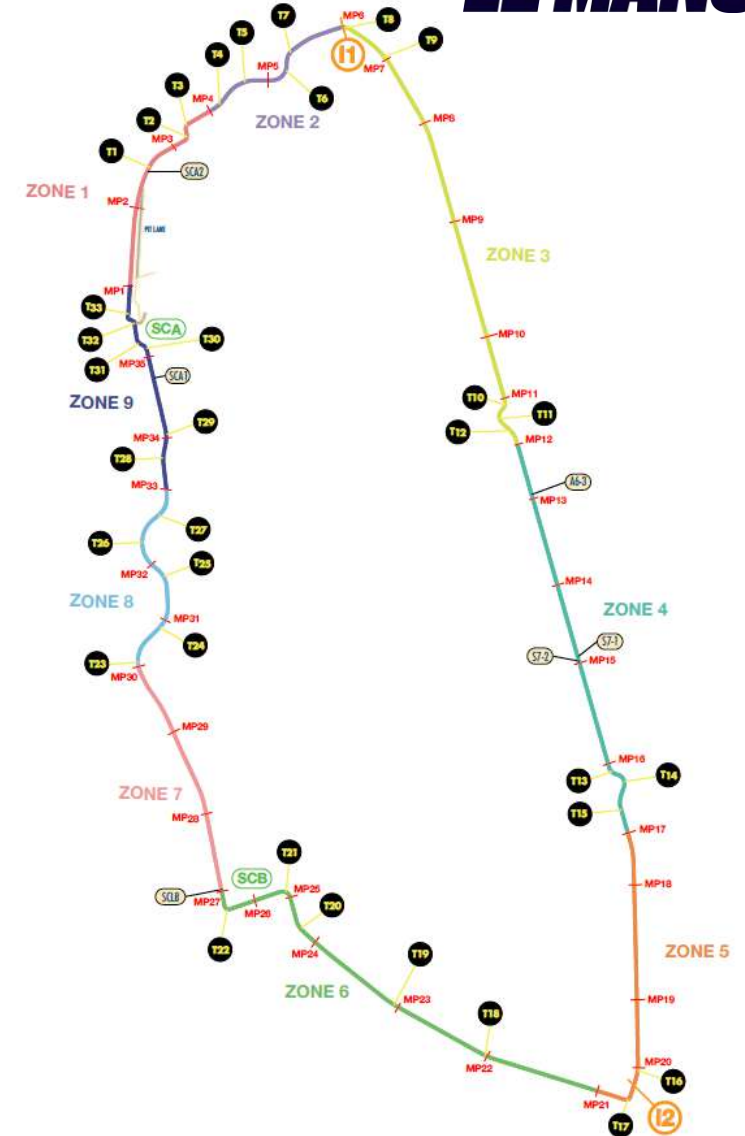


SLOW ZONES

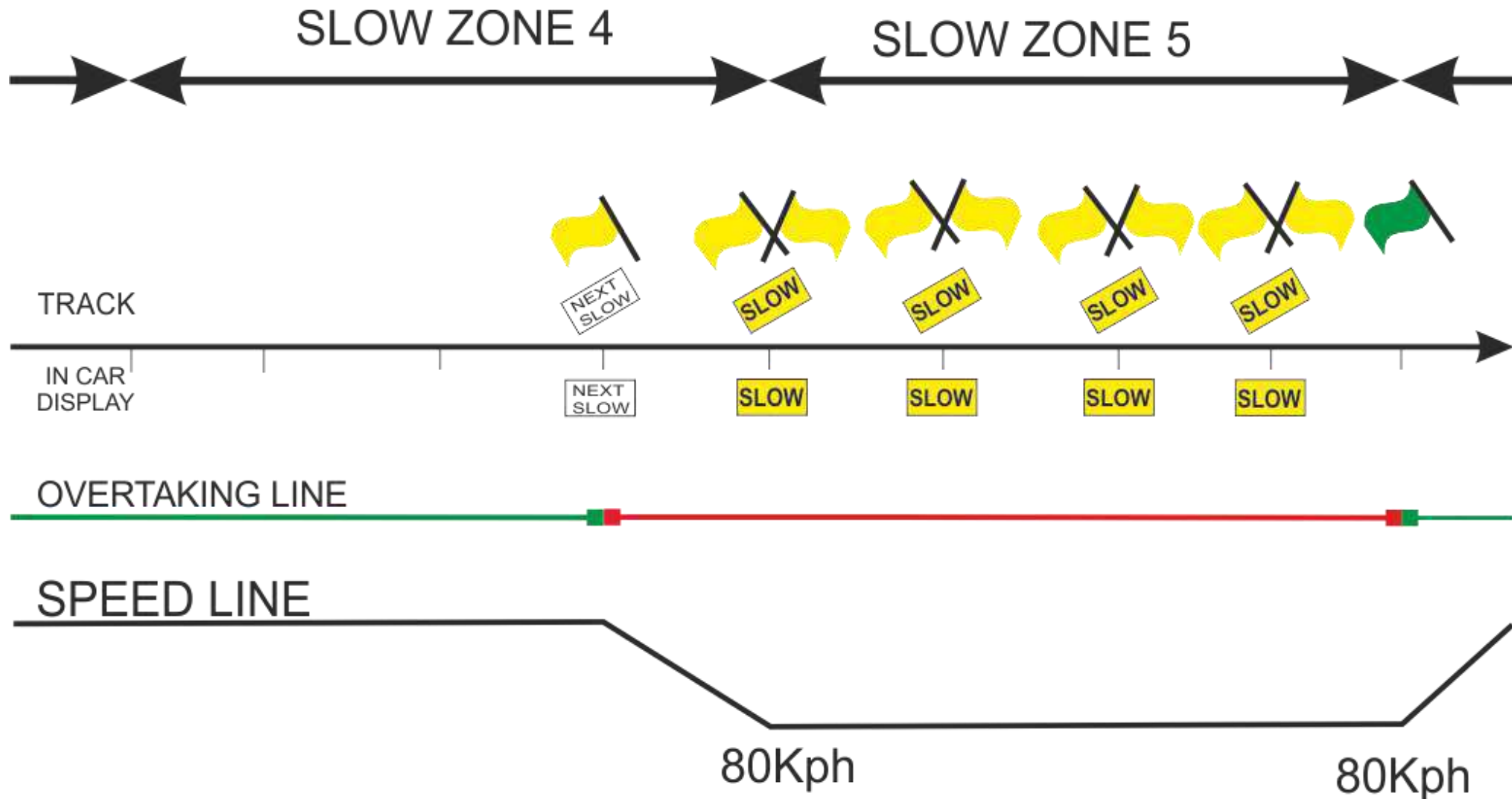
ROAD TO
LE MANS

9 SLOW ZONES

- “Next Slow” will be the MP preceding the start of the Slow Zones
- Several “SLOW ZONES” at the same moment ex: Z1 +Z5 or Z7 until Z9



SLOW ZONES





SLOW ZONES – NEXT SLOW

NO OVERTAKING! SINGLE LINE!



SLOW ZONES

NO OVERTAKING! SINGLE LINE!



SLOW ZONES - END

ROAD TO
LE MANS

END OF SLOW ZONE
OVERTAKING IS ALLOWED ONLY AFTER THE MP LINE



SLOW ZONES

ROAD TO
LE MANS



FULL COURSE YELLOW




COUNTDOWN 10 > 0

KEEP THE SAME GAP TO THE CAR IN FRONT AND BEHIND
SPEED LIMIT 80kph




RED FLAG – PRACTICE SESSIONS



- RD will announce RED FLAG on radio
- All cars must reduce the speed to 80 Kph & head to the pit lane

RED FLAG - RACE




- RD will announce RED FLAG on radio
- All cars must head to the start line (first one to park on LHS) and park in a line
- Mechanic [Red Armband] access to the grid via Gate in front of Garage 19

SAFETY CAR

ROAD TO
LE MANS

LEADER TO SLOW DOWN TO **SC SPEED**



SAFETY CAR



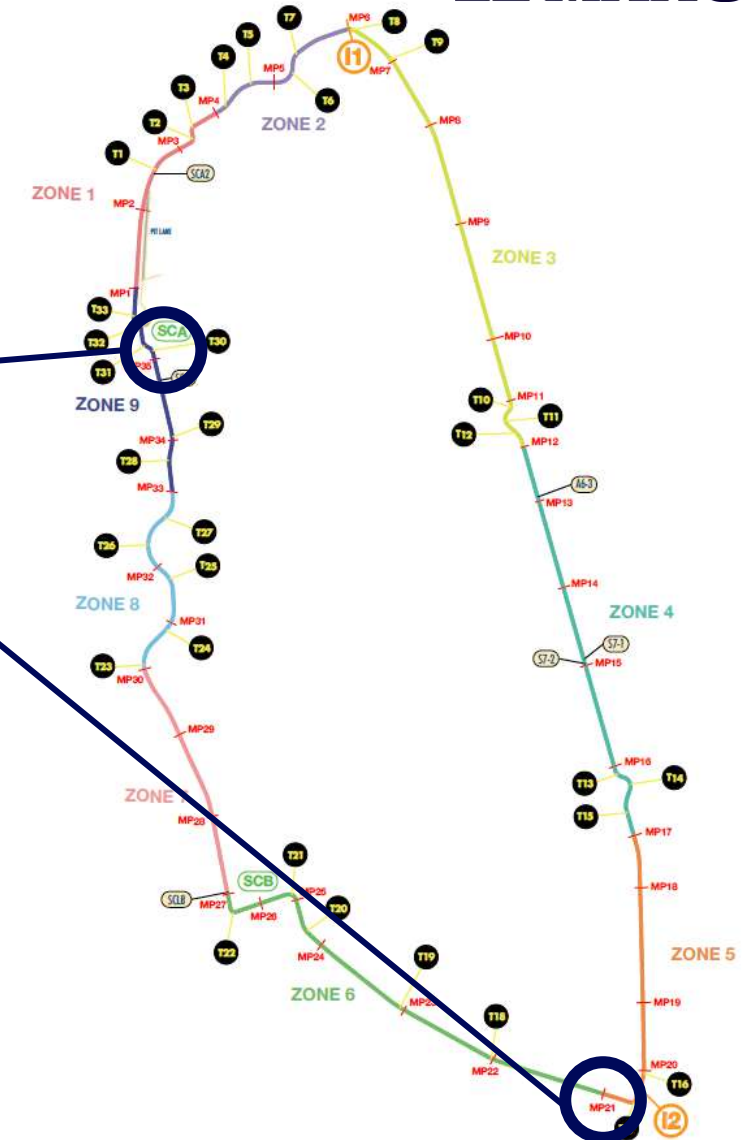
If the leader is not right behind the Safety Car, green lights on the safety car will be illuminated to instruct cars to overtake the safety car and rejoin the queue as quick and as safe as possible.

If you encounter an issue behind Safety Car and can't keep the 5 cars length gap, please move to the side to clearly indicate the drivers behind you that they can overtake.

SAFETY CAR


ROAD TO
LE MANS

- 2 Safety Cars – Only one deployed at a time
- 2 Positions for Entering the Track: MP21 / T17 or MP35
- SC leaves the track by Pit Entry Road
- Cars have to stay in line behind SC
- Overtaking the SC only if instructed to do so [roof green lights on]
- SC switches off its lights at MP 30
- No Overtaking before the Line



DOUBLE YELLOW FLAGS

In Safety Car, Slow Zones, Full Course Yellow and Red Flag procedures, any Marshal Post(s) that has any intervention in his sector will signal with double waved yellow and the relevant board



START OF SESSIONS

ROAD TO
LE MANS



**ALWAYS FOLLOW
INSTRUCTIONS FROM
OFFICIALS**



- **Free Practice / Qualifying Sessions**
- Drive to the pit lane
- **Races**
- Start of the formation lap behind leading car, do **NOT** drive into the pit lane

RACE START

ROAD TO
LE MANS



RACE START

ROAD TO
LE MANS

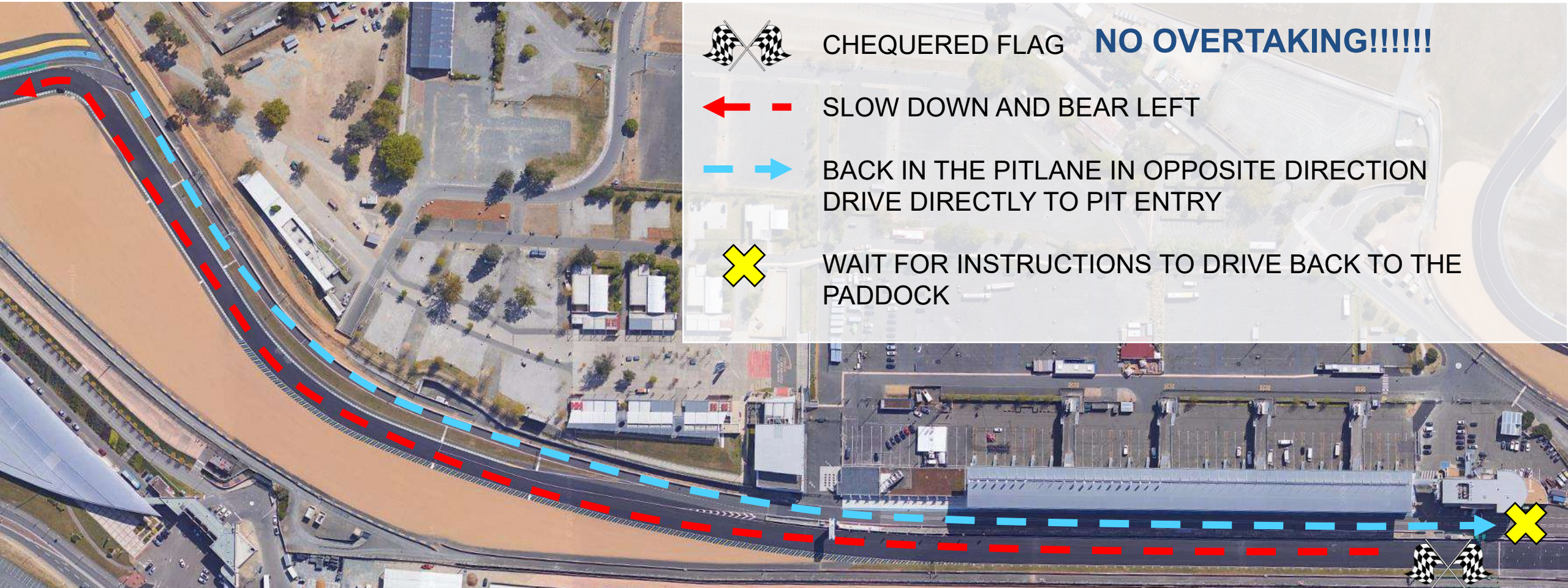


NO OVERTAKING
BEFORE RACE START SIGNAL RED LIGHTS OFF
AND CROSSING THE START LINE


RACE START - GAPS



END OF SESSIONS



CHEQUERED FLAG **NO OVERTAKING!!!!!!**



SLOW DOWN AND BEAR LEFT



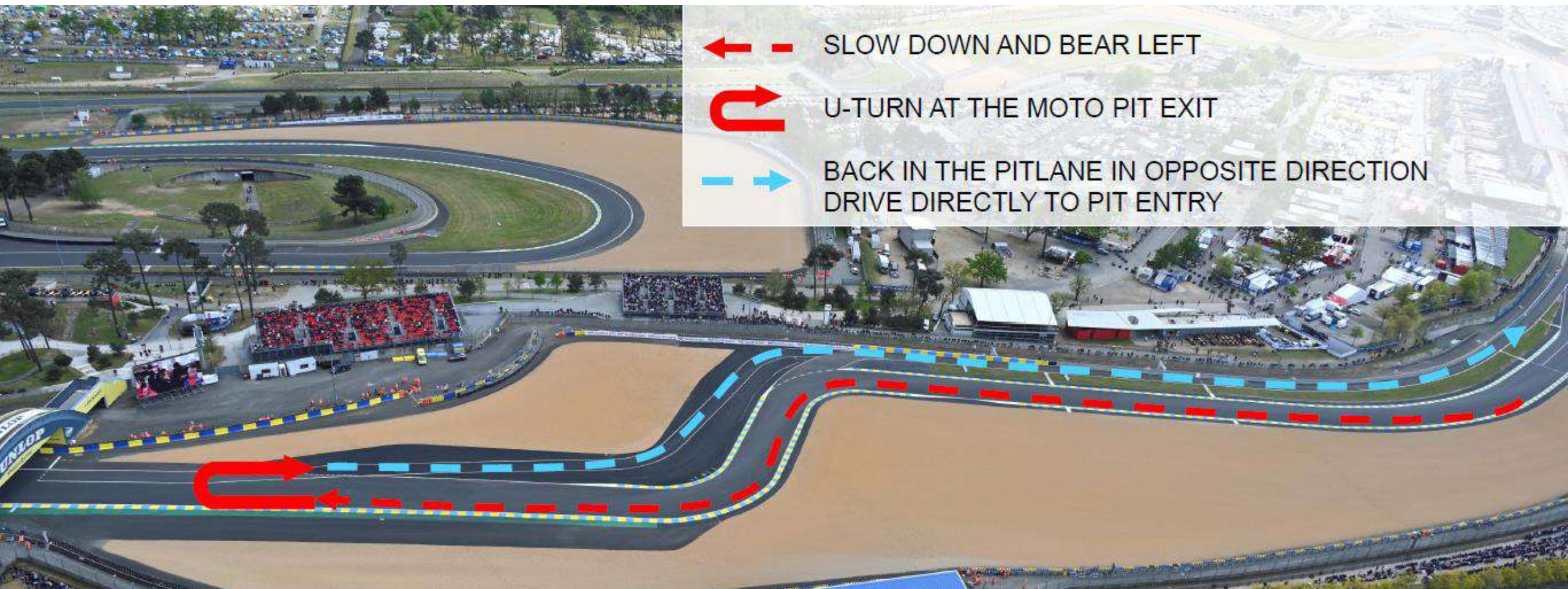
BACK IN THE PITLANE IN OPPOSITE DIRECTION
DRIVE DIRECTLY TO PIT ENTRY



WAIT FOR INSTRUCTIONS TO DRIVE BACK TO THE
PADDOCK

END OF SESSIONS

ROAD TO
LE MANS



SLOW DOWN AND BEAR LEFT



U-TURN AT THE MOTO PIT EXIT



BACK IN THE PITLANE IN OPPOSITE DIRECTION
DRIVE DIRECTLY TO PIT ENTRY

END OF SESSIONS

ROAD TO
LE MANS



DISCORD BAN

- FALSE REPORTS WILL LEAD TO A TEMPORARY BAN OF THE TEAM MANAGER FROM DISCORD

QUESTIONS



HAVE A GOOD RACE

TEAM MANAGERS TO STAY



GENERAL EVENT INFORMATION



TIMETABLE V4

STARTING PROCESS V1



RTLTM SPORTING REGULATIONS V1



MLMC COMMITTEE DECISION N°11



TRACK LIMITS COUNTER PAGE 6 (CAMERA DETECTION)



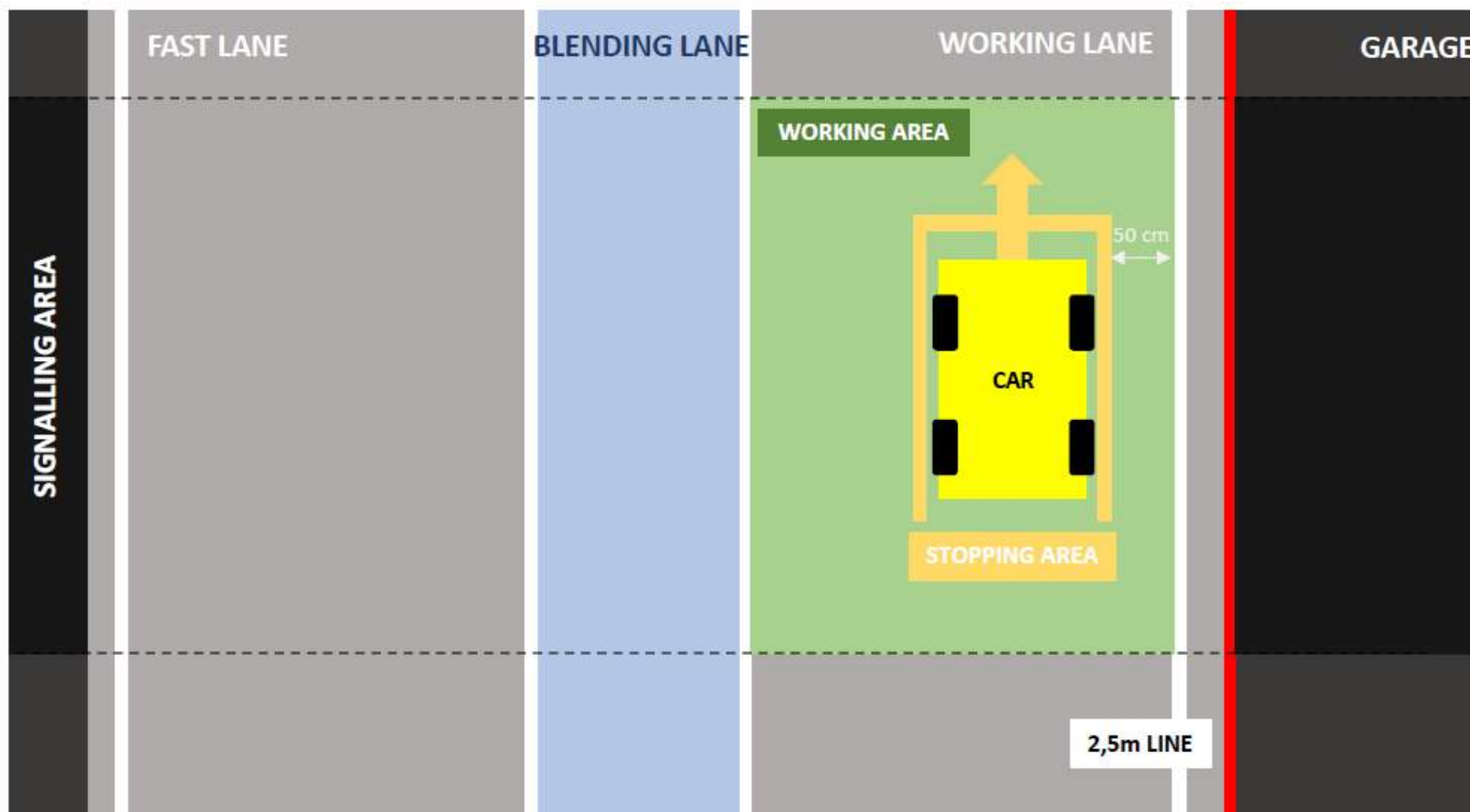
- Discord should be online 10min prior the session
- Discord pseudo for the Team Manager NUMBER OF CAR_NAME OF THE TEAM
- Reports: TOD / LOCATION / CAR(S) NUMBER(S) / INCIDENT
- No Private Message during all sessions

Pit wall radio will be tested 5mins before each session



PIT LANE

THE CAR CONTROLLER (LOLLIPOP MAN) IS RESPONSIBLE FOR THE CONTROL OF THE PIT STOP & ITS SAFETY
NOT ALLOWED TO DO ANY OTHER OPERATION.



- **NO** Parking with a 45° angle accepted.
- **QUALIFYING 1** – access to fast lane on RC instructions.
- **QUALIFYING 2** – cars may go immediately to pit exit after Qualifying 1
- **End of sessions**
 - All cars to drive to paddock directly
 - No trolleys movements before RC instructions
- **USB Data Stick**
 - FP / Bronze / Quali – To the Technical Delegate at the end of the session
 - Race(s) – To the Technical Delegate after each pit stop

RTL M KEY POINTS

- ASSEMBLY AREA – Respect Timing & Instructions
- AUTONOMY VS. SESSION DURATION
- SLOW ZONES
- END OF SESSION PROCEDURES
 - Drivers **MUST** stay in the car and drive back to the paddock under officials instructions, including end of races.
 - If cars are in pit lane at the end of sessions, mechanics should turn the car around [under the instructions of officials] and a driver should drive the car back to the paddock. If there is a mechanical issue, you'll be allowed to tow the car back with a quad.
 - If cars are non drivable, they'll be recovered by flatbeds.

**HAVE A GOOD RACE
DO NOT HESITATE:
+33 6 23 49 49 97
g.bourcier@ext.lemans.org**